

Applications by subject at the 15 January deadline

D.6.1 Applications by applicant domicile and subject group : All domiciles

Subject group (JACS3)	2011	2012	2013	2014	2015
Group A Medicine & Dentistry	97,410	94,370	96,270	98,910	88,550
Group B Subjects allied to Medicine	322,990	329,730	347,150	361,360	357,870
Group C Biological Sciences	210,830	201,650	215,550	231,720	251,690
Group D Vet Sci, Ag & related	25,350	24,750	26,650	28,080	28,870
Group F Physical Sciences	94,130	93,590	99,770	104,410	106,210
Group G Mathematical Sciences	43,390	42,150	43,680	43,480	45,890
Group H Engineering	118,820	117,220	127,080	141,100	150,850
Group I Computer Sciences	82,250	76,860	86,290	97,110	108,640
Group J Technologies	10,160	8,340	8,340	9,240	8,540
Group K Architecture, Build & Plan	42,890	35,830	35,040	34,500	37,200
Group L Social Studies	216,270	190,120	194,200	202,510	219,990
Group M Law	107,720	103,610	109,140	108,130	111,810
Group N Business & Admin studies	276,710	260,880	269,140	280,240	295,430
Group P Mass Comms and Documentation	55,950	47,580	50,640	55,040	58,380
Group Q Linguistics, Classics & related	67,970	62,270	62,120	62,500	64,290
Group R European Langs, Lit & related	24,410	21,680	20,350	19,280	19,820
Group T Non-European Langs, Lit and related	7,850	6,170	5,750	5,420	5,770
Group V Hist & Philosophical studies	79,790	73,970	75,640	78,580	80,230
Group W Creative Arts & Design	271,770	227,730	233,240	244,620	249,640
Group X Education	86,560	80,580	78,270	77,180	84,940
Y Combined arts	65,370	55,040	53,600	53,450	46,440
Y Combined sciences	37,380	33,900	35,350	37,350	33,420
Y Combined social sciences	30,150	26,580	26,500	27,890	26,220
Y Sciences combined with social sciences or arts	95,500	78,670	75,100	73,960	59,290
Y Social sciences combined with arts	59,370	51,010	49,690	49,490	45,790
Z General, other combined & unknown	16,990	24,320	26,040	27,810	27,350

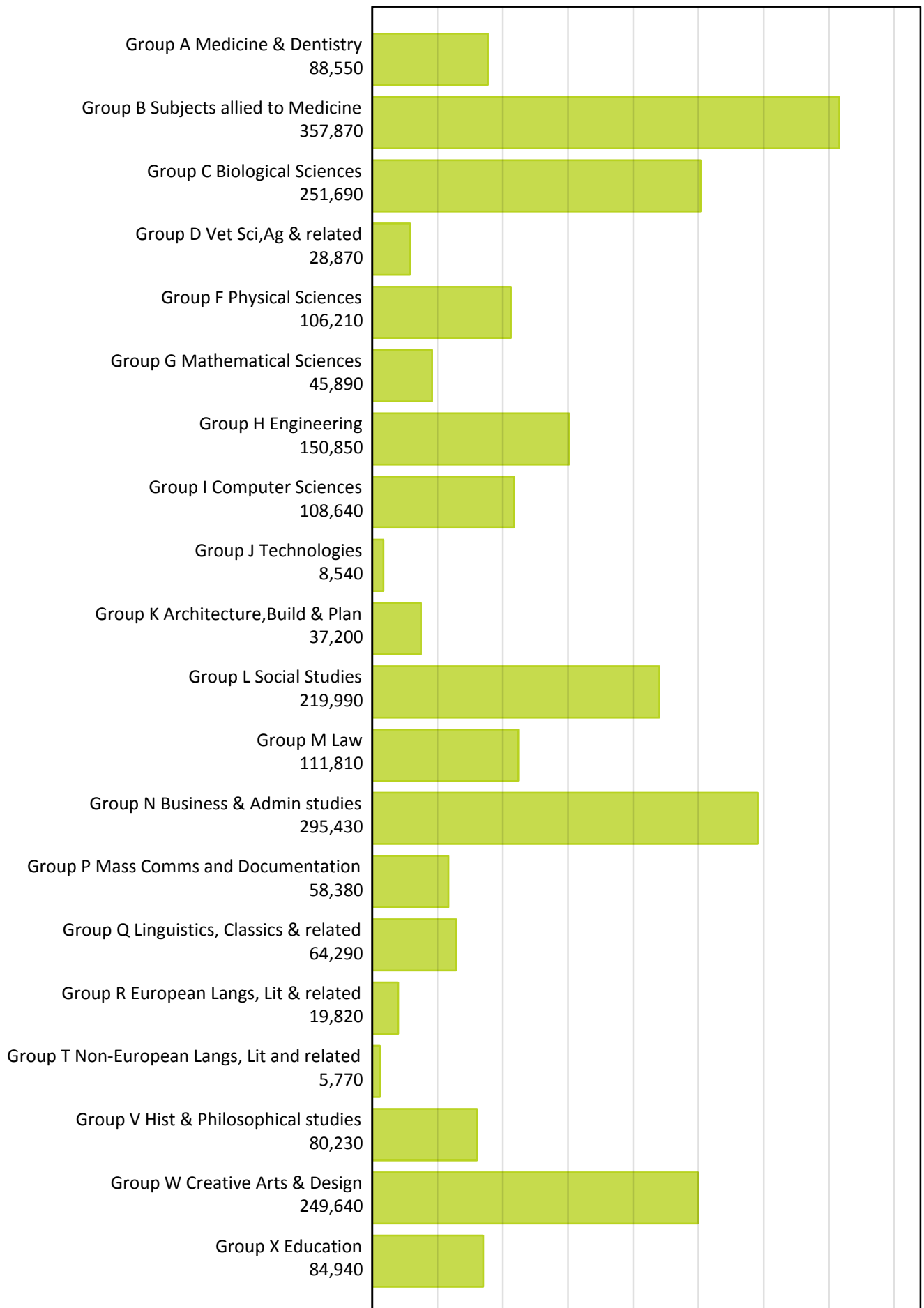
D.6.2 Applications by applicant domicile and subject group : All domiciles

Difference between cycle and 2014 cycle

Subject group (JACS3)	2011	2012	2013	2014	2015
Group A Medicine & Dentistry	-2%	-5%	-3%	0%	-10%
Group B Subjects allied to Medicine	-11%	-9%	-4%	0%	-1%
Group C Biological Sciences	-9%	-13%	-7%	0%	9%
Group D Vet Sci,Ag & related	-10%	-12%	-5%	0%	3%
Group F Physical Sciences	-10%	-10%	-4%	0%	2%
Group G Mathematical Sciences	-0%	-3%	0%	0%	6%
Group H Engineering	-16%	-17%	-10%	0%	7%
Group I Computer Sciences	-15%	-21%	-11%	0%	12%
Group J Technologies	10%	-10%	-10%	0%	-8%
Group K Architecture,Build & Plan	24%	4%	2%	0%	8%
Group L Social Studies	7%	-6%	-4%	0%	9%
Group M Law	-0%	-4%	1%	0%	3%
Group N Business & Admin studies	-1%	-7%	-4%	0%	5%
Group P Mass Comms and Documentation	2%	-14%	-8%	0%	6%
Group Q Linguistics, Classics & related	9%	-0%	-1%	0%	3%
Group R European Langs, Lit & related	27%	12%	6%	0%	3%
Group T Non-European Langs, Lit and related	45%	14%	6%	0%	7%
Group V Hist & Philosophical studies	2%	-6%	-4%	0%	2%
Group W Creative Arts & Design	11%	-7%	-5%	0%	2%
Group X Education	12%	4%	1%	0%	10%
Y Combined arts	22%	3%	0%	0%	-13%
Y Combined sciences	0%	-9%	-5%	0%	-11%
Y Combined social sciences	8%	-5%	-5%	0%	-6%
Y Sciences combined with social sciences or arts	29%	6%	2%	0%	-20%
Y Social sciences combined with arts	20%	3%	0%	0%	-7%
Z General, other combined & unknown	-39%	-13%	-6%	0%	-2%

D.6.3 Applications by applicant domicile and subject group : All domiciles

Selected subject groups, 2015 cycle



D.6.4 Applications by applicant domicile and subject group : UK

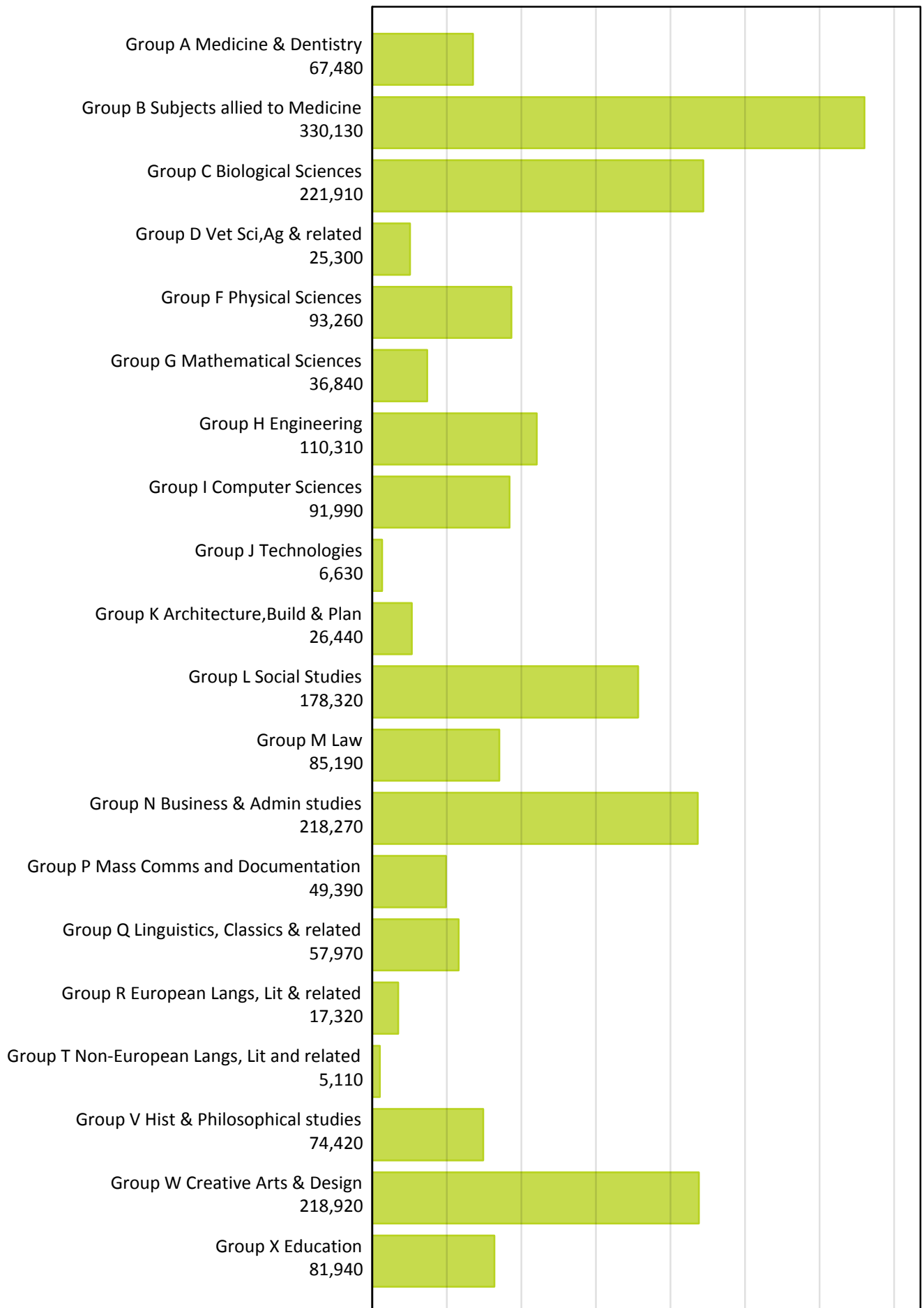
Subject group (JACS3)	2011	2012	2013	2014	2015
Group A Medicine & Dentistry	77,290	74,160	75,490	76,020	67,480
Group B Subjects allied to Medicine	299,170	306,020	321,060	334,620	330,130
Group C Biological Sciences	190,790	179,830	191,210	204,980	221,910
Group D Vet Sci,Ag & related	22,580	21,880	23,480	24,810	25,300
Group F Physical Sciences	84,900	83,590	88,670	92,070	93,260
Group G Mathematical Sciences	35,170	33,750	35,620	35,220	36,840
Group H Engineering	88,800	85,660	92,080	102,130	110,310
Group I Computer Sciences	72,680	67,180	75,280	83,780	91,990
Group J Technologies	8,650	6,860	6,830	7,350	6,630
Group K Architecture, Build & Plan	32,700	26,900	25,380	24,650	26,440
Group L Social Studies	179,520	155,340	156,750	163,980	178,320
Group M Law	85,850	80,250	84,000	82,210	85,190
Group N Business & Admin studies	215,420	197,870	202,280	208,890	218,270
Group P Mass Comms and Documentation	49,770	41,690	43,390	47,060	49,390
Group Q Linguistics, Classics & related	63,250	57,410	56,870	56,990	57,970
Group R European Langs, Lit & related	21,570	19,090	18,010	16,830	17,320
Group T Non-European Langs, Lit and related	6,900	5,370	5,100	4,780	5,110
Group V Hist & Philosophical studies	74,550	68,720	70,260	73,120	74,420
Group W Creative Arts & Design	246,430	205,380	208,440	216,260	218,920
Group X Education	83,870	78,690	76,690	75,480	81,940
Y Combined arts	59,800	49,990	48,180	47,390	41,230
Y Combined sciences	32,690	29,020	30,010	31,030	27,000
Y Combined social sciences	23,290	19,410	19,070	20,440	19,070
Y Sciences combined with social sciences or arts	85,530	69,490	65,710	64,190	50,760
Y Social sciences combined with arts	49,150	41,150	39,080	39,040	36,250
Z General, other combined & unknown	13,320	17,370	18,660	19,460	19,190

D.6.5 Applications by applicant domicile and subject group : UK

Difference between cycle and 2014 cycle

Subject group (JACS3)	2011	2012	2013	2014	2015
Group A Medicine & Dentistry	2%	-2%	-1%	0%	-11%
Group B Subjects allied to Medicine	-11%	-9%	-4%	0%	-1%
Group C Biological Sciences	-7%	-12%	-7%	0%	8%
Group D Vet Sci,Ag & related	-9%	-12%	-5%	0%	2%
Group F Physical Sciences	-8%	-9%	-4%	0%	1%
Group G Mathematical Sciences	-0%	-4%	1%	0%	5%
Group H Engineering	-13%	-16%	-10%	0%	8%
Group I Computer Sciences	-13%	-20%	-10%	0%	10%
Group J Technologies	18%	-7%	-7%	0%	-10%
Group K Architecture,Build & Plan	33%	9%	3%	0%	7%
Group L Social Studies	9%	-5%	-4%	0%	9%
Group M Law	4%	-2%	2%	0%	4%
Group N Business & Admin studies	3%	-5%	-3%	0%	4%
Group P Mass Comms and Documentation	6%	-11%	-8%	0%	5%
Group Q Linguistics, Classics & related	11%	1%	-0%	0%	2%
Group R European Langs, Lit & related	28%	13%	7%	0%	3%
Group T Non-European Langs, Lit and related	44%	12%	7%	0%	7%
Group V Hist & Philosophical studies	2%	-6%	-4%	0%	2%
Group W Creative Arts & Design	14%	-5%	-4%	0%	1%
Group X Education	11%	4%	2%	0%	9%
Y Combined arts	26%	6%	2%	0%	-13%
Y Combined sciences	5%	-6%	-3%	0%	-13%
Y Combined social sciences	14%	-5%	-7%	0%	-7%
Y Sciences combined with social sciences or arts	33%	8%	2%	0%	-21%
Y Social sciences combined with arts	26%	5%	0%	0%	-7%
Z General, other combined & unknown	-32%	-11%	-4%	0%	-1%

D.6.6 Applications by applicant domicile and subject group : UK
 Selected subject groups, 2015 cycle



D.6.7 Applications by applicant domicile and subject group : England

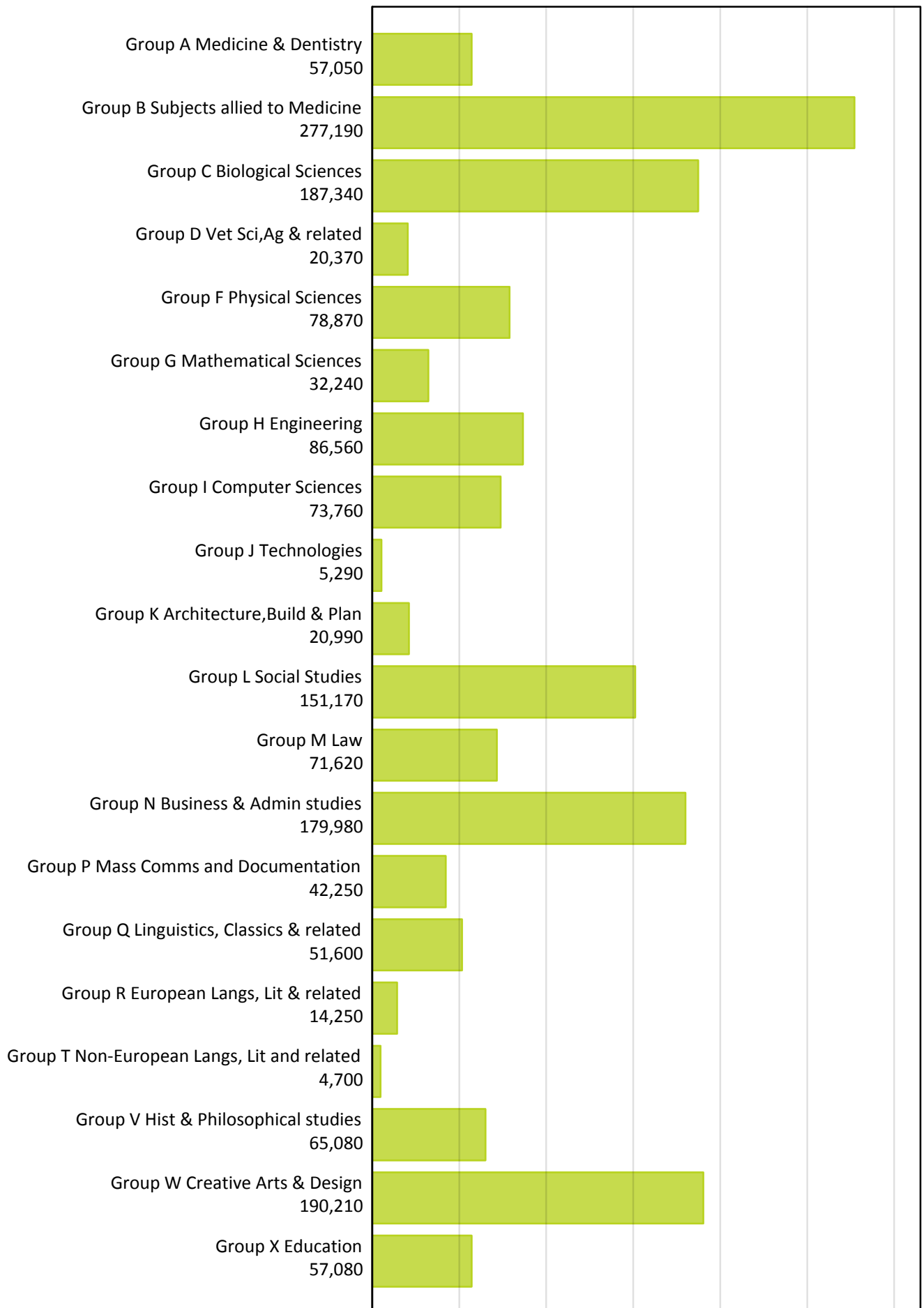
Subject group (JACS3)	2011	2012	2013	2014	2015
Group A Medicine & Dentistry	65,400	63,000	64,320	64,740	57,050
Group B Subjects allied to Medicine	251,050	257,590	268,860	281,450	277,190
Group C Biological Sciences	161,840	150,270	159,900	172,270	187,340
Group D Vet Sci,Ag & related	19,200	18,090	19,500	20,670	20,370
Group F Physical Sciences	71,660	69,400	73,970	77,880	78,870
Group G Mathematical Sciences	30,770	29,180	30,860	30,640	32,240
Group H Engineering	69,310	65,370	70,530	79,000	86,560
Group I Computer Sciences	59,170	53,340	59,150	66,680	73,760
Group J Technologies	7,350	5,550	5,380	5,930	5,290
Group K Architecture, Build & Plan	26,380	21,350	20,300	19,770	20,990
Group L Social Studies	153,310	129,750	132,080	138,020	151,170
Group M Law	71,810	67,070	71,170	69,530	71,620
Group N Business & Admin studies	180,750	162,580	167,490	171,800	179,980
Group P Mass Comms and Documentation	42,670	35,010	36,640	39,440	42,250
Group Q Linguistics, Classics & related	56,270	50,780	50,730	50,760	51,600
Group R European Langs, Lit & related	18,320	15,690	14,680	13,890	14,250
Group T Non-European Langs, Lit and related	6,280	5,030	4,740	4,460	4,700
Group V Hist & Philosophical studies	65,400	59,780	61,590	63,810	65,080
Group W Creative Arts & Design	216,780	178,010	180,090	188,150	190,210
Group X Education	70,790	65,610	63,980	62,350	57,080
Y Combined arts	52,130	43,150	41,480	40,400	35,020
Y Combined sciences	27,130	23,560	24,540	25,520	21,540
Y Combined social sciences	19,820	16,090	15,770	16,830	15,500
Y Sciences combined with social sciences or arts	71,130	56,430	53,130	51,980	40,290
Y Social sciences combined with arts	41,590	34,540	32,700	32,520	29,570
Z General, other combined & unknown	12,240	14,900	15,930	17,180	17,200

D.6.8 Applications by applicant domicile and subject group : England

Difference between cycle and 2014 cycle

Subject group (JACS3)	2011	2012	2013	2014	2015
Group A Medicine & Dentistry	1%	-3%	-1%	0%	-12%
Group B Subjects allied to Medicine	-11%	-8%	-4%	0%	-2%
Group C Biological Sciences	-6%	-13%	-7%	0%	9%
Group D Vet Sci,Ag & related	-7%	-12%	-6%	0%	-1%
Group F Physical Sciences	-8%	-11%	-5%	0%	1%
Group G Mathematical Sciences	0%	-5%	1%	0%	5%
Group H Engineering	-12%	-17%	-11%	0%	10%
Group I Computer Sciences	-11%	-20%	-11%	0%	11%
Group J Technologies	24%	-6%	-9%	0%	-11%
Group K Architecture,Build & Plan	33%	8%	3%	0%	6%
Group L Social Studies	11%	-6%	-4%	0%	10%
Group M Law	3%	-4%	2%	0%	3%
Group N Business & Admin studies	5%	-5%	-3%	0%	5%
Group P Mass Comms and Documentation	8%	-11%	-7%	0%	7%
Group Q Linguistics, Classics & related	11%	0%	-0%	0%	2%
Group R European Langs, Lit & related	32%	13%	6%	0%	3%
Group T Non-European Langs, Lit and related	41%	13%	6%	0%	6%
Group V Hist & Philosophical studies	2%	-6%	-3%	0%	2%
Group W Creative Arts & Design	15%	-5%	-4%	0%	1%
Group X Education	14%	5%	3%	0%	-8%
Y Combined arts	29%	7%	3%	0%	-13%
Y Combined sciences	6%	-8%	-4%	0%	-16%
Y Combined social sciences	18%	-4%	-6%	0%	-8%
Y Sciences combined with social sciences or arts	37%	9%	2%	0%	-22%
Y Social sciences combined with arts	28%	6%	1%	0%	-9%
Z General, other combined & unknown	-29%	-13%	-7%	0%	0%

D.6.9 Applications by applicant domicile and subject group : England
 Selected subject groups, 2015 cycle



D.6.10 Applications by applicant domicile and subject group : Northern Ireland

Subject group (JACS3)	2011	2012	2013	2014	2015
Group A Medicine & Dentistry	3,380	2,940	3,020	2,770	2,600
Group B Subjects allied to Medicine	13,030	13,040	16,620	15,570	15,650
Group C Biological Sciences	6,300	6,050	6,440	6,570	6,990
Group D Vet Sci,Ag & related	1,140	1,250	1,400	1,390	1,370
Group F Physical Sciences	2,610	2,920	2,870	2,730	2,920
Group G Mathematical Sciences	1,000	880	970	1,010	1,280
Group H Engineering	4,110	4,270	4,820	4,690	4,770
Group I Computer Sciences	5,390	5,350	6,570	7,180	7,390
Group J Technologies	340	340	370	350	310
Group K Architecture, Build & Plan	2,510	1,940	1,700	1,600	1,880
Group L Social Studies	8,660	8,050	7,210	7,110	7,460
Group M Law	3,810	3,240	3,320	3,330	3,600
Group N Business & Admin studies	9,700	9,510	9,870	10,510	10,670
Group P Mass Comms and Documentation	2,480	2,360	2,240	2,320	1,800
Group Q Linguistics, Classics & related	2,100	1,820	1,530	1,730	1,650
Group R European Langs, Lit & related	760	720	720	640	800
Group T Non-European Langs, Lit and related	100	50	40	40	60
Group V Hist & Philosophical studies	2,430	2,130	2,020	2,080	1,910
Group W Creative Arts & Design	6,020	5,510	5,930	5,890	6,420
Group X Education	3,070	2,840	2,910	2,700	3,380
Y Combined arts	1,770	1,370	1,460	1,350	1,330
Y Combined sciences	1,290	1,470	1,520	1,910	1,890
Y Combined social sciences	740	590	700	720	690
Y Sciences combined with social sciences or arts	2,530	2,010	2,030	2,060	1,610
Y Social sciences combined with arts	1,870	1,560	1,790	1,700	1,700
Z General, other combined & unknown	210	410	410	430	440

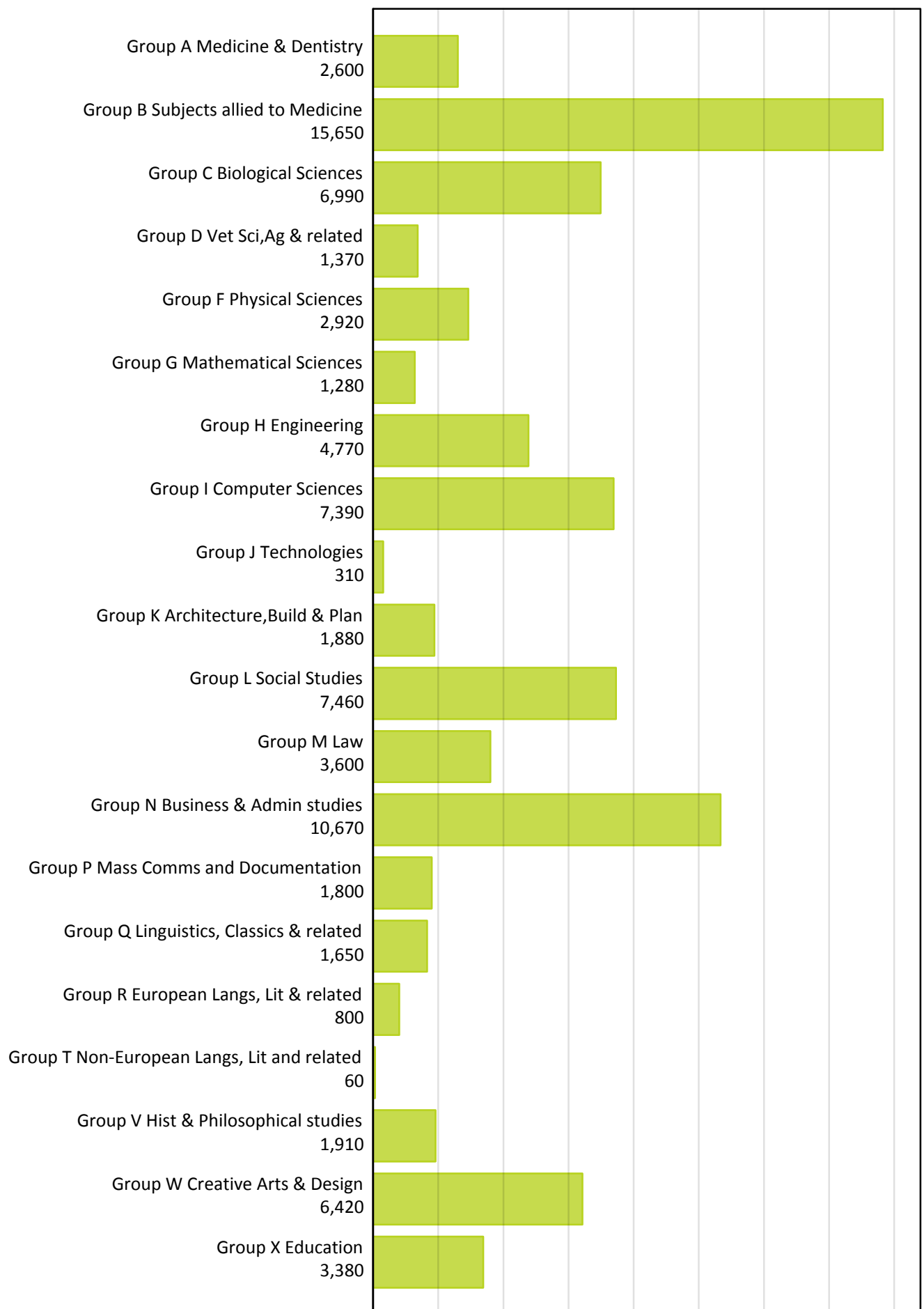
D.6.11 Applications by applicant domicile and subject group : Northern Ireland

Difference between cycle and 2014 cycle

Subject group (JACS3)	2011	2012	2013	2014	2015
Group A Medicine & Dentistry	22%	6%	9%	0%	-6%
Group B Subjects allied to Medicine	-16%	-16%	7%	0%	1%
Group C Biological Sciences	-4%	-8%	-2%	0%	6%
Group D Vet Sci,Ag & related	-17%	-10%	1%	0%	-1%
Group F Physical Sciences	-5%	7%	5%	0%	7%
Group G Mathematical Sciences	-1%	-13%	-4%	0%	26%
Group H Engineering	-12%	-9%	3%	0%	2%
Group I Computer Sciences	-25%	-26%	-9%	0%	3%
Group J Technologies	-3%	-3%	5%	0%	-12%
Group K Architecture, Build & Plan	57%	21%	7%	0%	18%
Group L Social Studies	22%	13%	1%	0%	5%
Group M Law	14%	-3%	-0%	0%	8%
Group N Business & Admin studies	-8%	-9%	-6%	0%	2%
Group P Mass Comms and Documentation	7%	2%	-3%	0%	-23%
Group Q Linguistics, Classics & related	22%	5%	-11%	0%	-4%
Group R European Langs, Lit & related	19%	13%	13%	0%	24%
Group T Non-European Langs, Lit and related	132%	23%	-2%	0%	32%
Group V Hist & Philosophical studies	17%	2%	-3%	0%	-8%
Group W Creative Arts & Design	2%	-6%	1%	0%	9%
Group X Education	14%	5%	8%	0%	25%
Y Combined arts	31%	1%	8%	0%	-1%
Y Combined sciences	-32%	-23%	-20%	0%	-1%
Y Combined social sciences	3%	-18%	-3%	0%	-4%
Y Sciences combined with social sciences or arts	23%	-2%	-2%	0%	-22%
Y Social sciences combined with arts	10%	-8%	5%	0%	-0%
Z General, other combined & unknown	-51%	-4%	-4%	0%	2%

D.6.12 Applications by applicant domicile and subject group : Northern Ireland

Selected subject groups, 2015 cycle



D.6.13 Applications by applicant domicile and subject group : Scotland

Subject group (JACS3)	2011	2012	2013	2014	2015
Group A Medicine & Dentistry	5,410	5,230	5,210	5,380	4,900
Group B Subjects allied to Medicine	21,630	20,660	20,970	23,000	22,500
Group C Biological Sciences	14,600	15,410	16,640	16,970	18,050
Group D Vet Sci,Ag & related	1,230	1,360	1,370	1,480	2,180
Group F Physical Sciences	6,560	7,100	7,800	7,180	7,330
Group G Mathematical Sciences	1,910	2,180	2,200	2,060	1,890
Group H Engineering	11,930	12,730	13,400	14,570	14,990
Group I Computer Sciences	5,390	5,860	6,560	6,800	7,280
Group J Technologies	530	600	730	760	730
Group K Architecture, Build & Plan	2,810	2,740	2,540	2,500	2,680
Group L Social Studies	11,540	11,660	11,620	12,270	12,910
Group M Law	6,460	6,230	5,940	5,810	6,360
Group N Business & Admin studies	18,110	18,840	18,150	19,870	20,640
Group P Mass Comms and Documentation	2,910	2,870	2,980	3,530	3,440
Group Q Linguistics, Classics & related	2,480	2,600	2,320	2,310	2,300
Group R European Langs, Lit & related	1,640	1,920	1,990	1,760	1,640
Group T Non-European Langs, Lit and related	290	140	180	110	110
Group V Hist & Philosophical studies	3,550	3,750	3,770	4,000	4,050
Group W Creative Arts & Design	13,860	12,980	13,560	13,630	13,180
Group X Education	5,370	5,560	5,840	6,560	18,160
Y Combined arts	3,480	3,030	3,150	3,480	3,030
Y Combined sciences	2,980	2,820	2,850	2,440	2,490
Y Combined social sciences	1,710	1,710	1,640	1,950	2,120
Y Sciences combined with social sciences or arts	8,740	8,090	8,060	7,890	7,060
Y Social sciences combined with arts	4,000	3,450	3,180	3,400	3,720
Z General, other combined & unknown	390	1,280	1,550	1,030	890

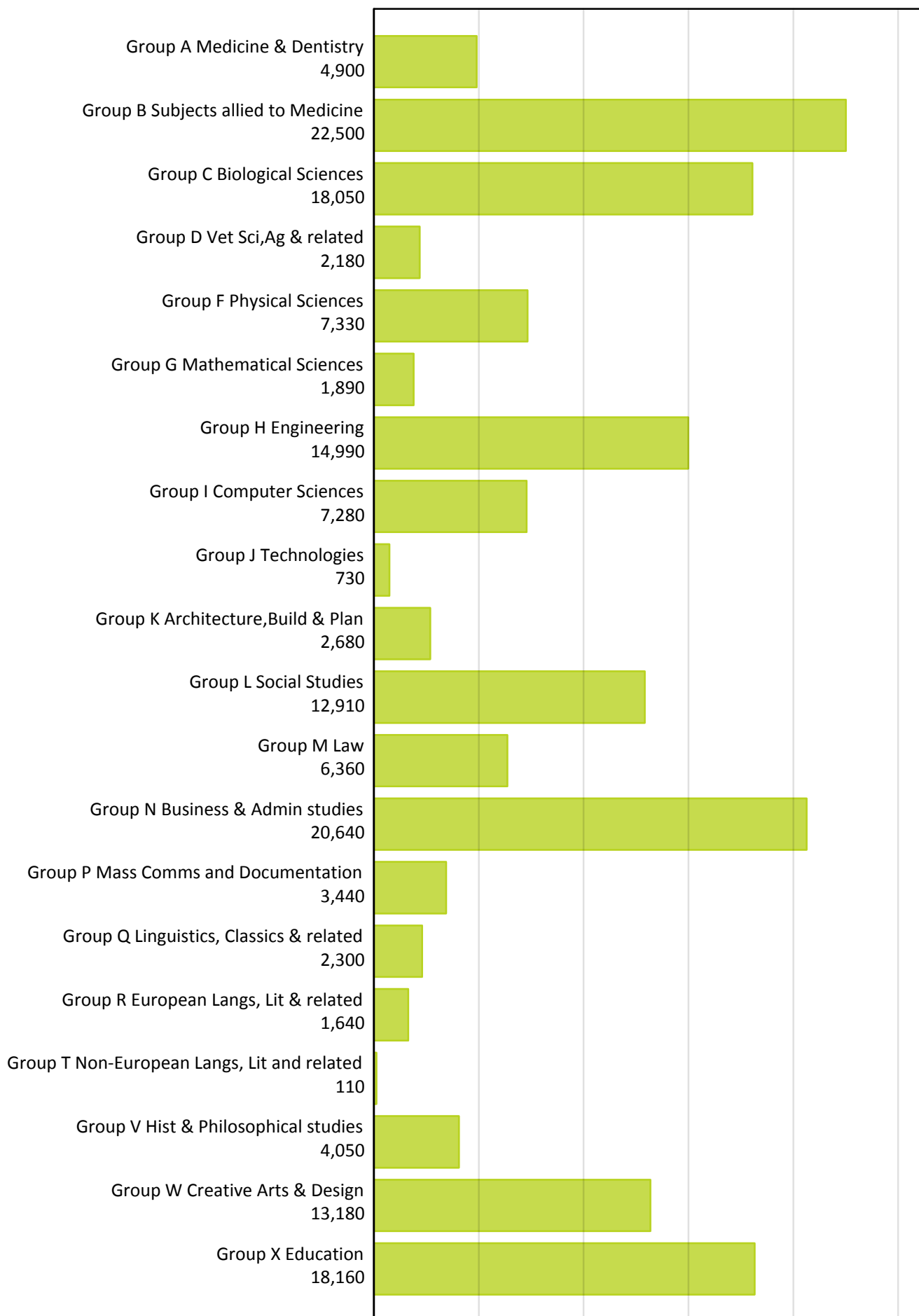
D.6.14 Applications by applicant domicile and subject group : Scotland

Difference between cycle and 2014 cycle

Subject group (JACS3)	2011	2012	2013	2014	2015
Group A Medicine & Dentistry	1%	-3%	-3%	0%	-9%
Group B Subjects allied to Medicine	-6%	-10%	-9%	0%	-2%
Group C Biological Sciences	-14%	-9%	-2%	0%	6%
Group D Vet Sci,Ag & related	-17%	-8%	-8%	0%	48%
Group F Physical Sciences	-9%	-1%	9%	0%	2%
Group G Mathematical Sciences	-8%	6%	7%	0%	-8%
Group H Engineering	-18%	-13%	-8%	0%	3%
Group I Computer Sciences	-21%	-14%	-4%	0%	7%
Group J Technologies	-30%	-20%	-4%	0%	-3%
Group K Architecture,Build & Plan	12%	9%	2%	0%	7%
Group L Social Studies	-6%	-5%	-5%	0%	5%
Group M Law	11%	7%	2%	0%	10%
Group N Business & Admin studies	-9%	-5%	-9%	0%	4%
Group P Mass Comms and Documentation	-18%	-19%	-16%	0%	-3%
Group Q Linguistics, Classics & related	7%	12%	0%	0%	-1%
Group R European Langs, Lit & related	-7%	9%	13%	0%	-7%
Group T Non-European Langs, Lit and related	158%	21%	55%	0%	0%
Group V Hist & Philosophical studies	-11%	-6%	-6%	0%	1%
Group W Creative Arts & Design	2%	-5%	-0%	0%	-3%
Group X Education	-18%	-15%	-11%	0%	177%
Y Combined arts	-0%	-13%	-10%	0%	-13%
Y Combined sciences	22%	16%	17%	0%	2%
Y Combined social sciences	-12%	-12%	-16%	0%	9%
Y Sciences combined with social sciences or arts	11%	3%	2%	0%	-11%
Y Social sciences combined with arts	17%	1%	-7%	0%	9%
Z General, other combined & unknown	-62%	25%	51%	0%	-14%

D.6.15 Applications by applicant domicile and subject group : Scotland

Selected subject groups, 2015 cycle



D.6.16 Applications by applicant domicile and subject group : Wales

Subject group (JACS3)	2011	2012	2013	2014	2015
Group A Medicine & Dentistry	3,100	2,990	2,940	3,130	2,930
Group B Subjects allied to Medicine	13,450	14,720	14,610	14,600	14,780
Group C Biological Sciences	8,050	8,100	8,220	9,170	9,530
Group D Vet Sci,Ag & related	1,010	1,190	1,220	1,280	1,390
Group F Physical Sciences	4,070	4,170	4,030	4,280	4,150
Group G Mathematical Sciences	1,490	1,510	1,590	1,510	1,440
Group H Engineering	3,450	3,290	3,330	3,870	3,990
Group I Computer Sciences	2,730	2,640	2,990	3,110	3,570
Group J Technologies	430	370	360	320	300
Group K Architecture, Build & Plan	1,000	870	830	780	880
Group L Social Studies	6,020	5,880	5,830	6,570	6,780
Group M Law	3,760	3,710	3,570	3,550	3,620
Group N Business & Admin studies	6,870	6,940	6,780	6,710	6,990
Group P Mass Comms and Documentation	1,710	1,450	1,530	1,770	1,900
Group Q Linguistics, Classics & related	2,400	2,220	2,290	2,200	2,420
Group R European Langs, Lit & related	860	760	630	530	630
Group T Non-European Langs, Lit and related	220	150	140	160	240
Group V Hist & Philosophical studies	3,170	3,060	2,880	3,240	3,380
Group W Creative Arts & Design	9,770	8,880	8,860	8,600	9,110
Group X Education	4,630	4,680	3,970	3,880	3,320
Y Combined arts	2,430	2,450	2,100	2,160	1,850
Y Combined sciences	1,290	1,180	1,100	1,170	1,090
Y Combined social sciences	1,010	1,020	960	940	760
Y Sciences combined with social sciences or arts	3,120	2,960	2,500	2,260	1,790
Y Social sciences combined with arts	1,690	1,600	1,400	1,420	1,260
Z General, other combined & unknown	480	790	780	830	660

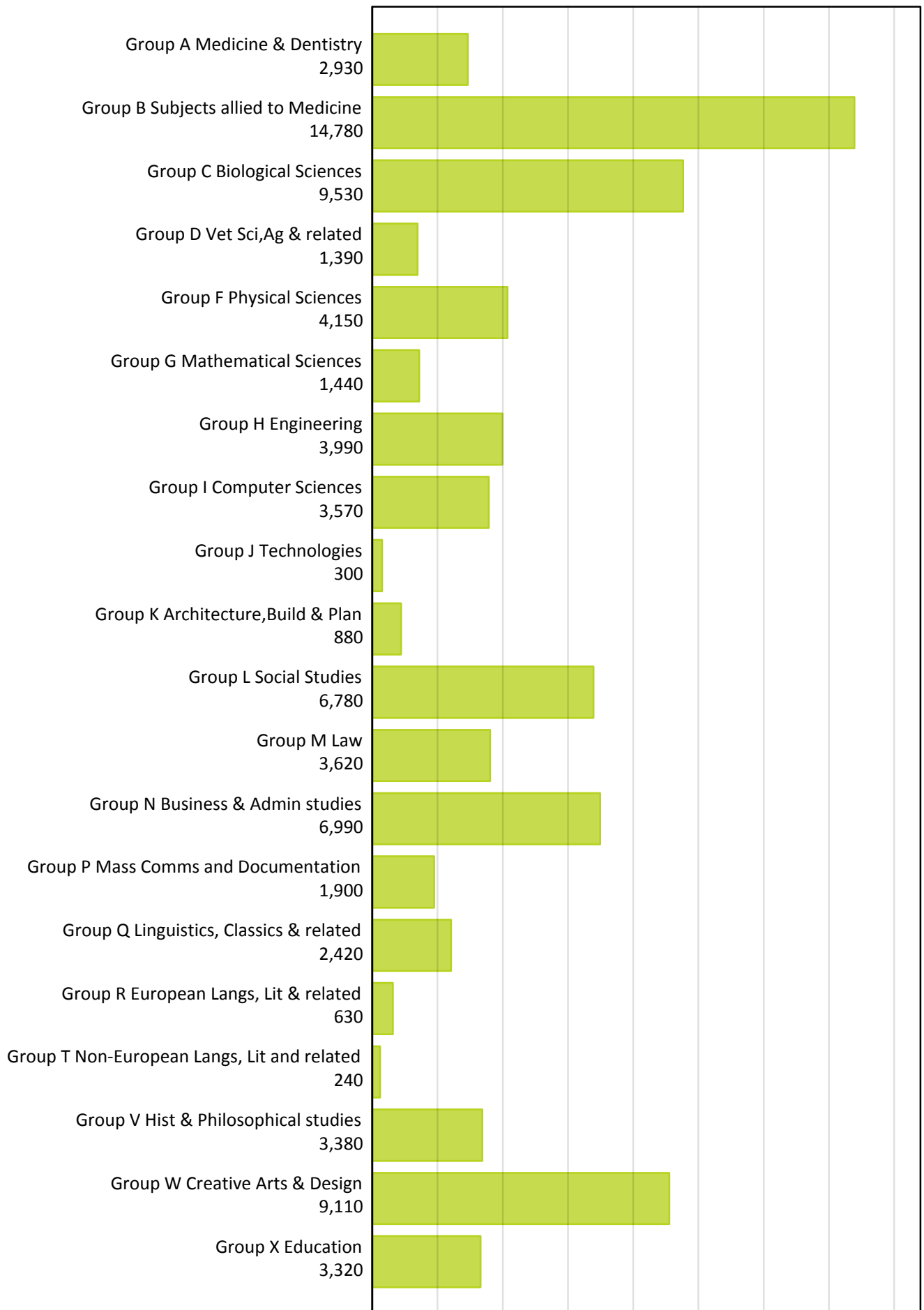
D.6.17 Applications by applicant domicile and subject group : Wales

Difference between cycle and 2014 cycle

Subject group (JACS3)	2011	2012	2013	2014	2015
Group A Medicine & Dentistry	-1%	-4%	-6%	0%	-7%
Group B Subjects allied to Medicine	-8%	1%	0%	0%	1%
Group C Biological Sciences	-12%	-12%	-10%	0%	4%
Group D Vet Sci,Ag & related	-21%	-7%	-5%	0%	8%
Group F Physical Sciences	-5%	-2%	-6%	0%	-3%
Group G Mathematical Sciences	-1%	0%	5%	0%	-5%
Group H Engineering	-11%	-15%	-14%	0%	3%
Group I Computer Sciences	-12%	-15%	-4%	0%	15%
Group J Technologies	37%	16%	13%	0%	-4%
Group K Architecture,Build & Plan	28%	11%	6%	0%	13%
Group L Social Studies	-8%	-10%	-11%	0%	3%
Group M Law	6%	5%	1%	0%	2%
Group N Business & Admin studies	2%	3%	1%	0%	4%
Group P Mass Comms and Documentation	-3%	-18%	-14%	0%	7%
Group Q Linguistics, Classics & related	9%	1%	4%	0%	10%
Group R European Langs, Lit & related	61%	43%	18%	0%	19%
Group T Non-European Langs, Lit and related	36%	-11%	-15%	0%	45%
Group V Hist & Philosophical studies	-2%	-6%	-11%	0%	4%
Group W Creative Arts & Design	14%	3%	3%	0%	6%
Group X Education	19%	21%	2%	0%	-14%
Y Combined arts	12%	13%	-3%	0%	-14%
Y Combined sciences	10%	1%	-6%	0%	-7%
Y Combined social sciences	7%	8%	2%	0%	-20%
Y Sciences combined with social sciences or arts	38%	31%	11%	0%	-21%
Y Social sciences combined with arts	19%	12%	-1%	0%	-12%
Z General, other combined & unknown	-42%	-4%	-6%	0%	-20%

D.6.18 Applications by applicant domicile and subject group : Wales

Selected subject groups, 2015 cycle



D.6.19 Applications by applicant domicile and subject group : EU (excluding UK)

Subject group (JACS3)	2011	2012	2013	2014	2015
Group A Medicine & Dentistry	8,670	7,840	7,930	8,390	7,680
Group B Subjects allied to Medicine	15,600	14,530	16,310	16,110	16,120
Group C Biological Sciences	11,750	12,050	13,450	14,060	16,080
Group D Vet Sci,Ag & related	1,840	1,640	1,850	1,960	2,160
Group F Physical Sciences	4,780	4,690	5,140	5,280	5,870
Group G Mathematical Sciences	2,590	2,350	2,260	2,510	2,760
Group H Engineering	11,400	10,000	10,720	11,460	12,380
Group I Computer Sciences	6,210	5,840	6,800	7,870	9,970
Group J Technologies	750	780	770	910	960
Group K Architecture, Build & Plan	5,710	4,240	4,070	3,540	3,770
Group L Social Studies	17,550	15,000	15,770	16,560	18,600
Group M Law	8,050	7,520	7,420	7,640	8,310
Group N Business & Admin studies	28,790	24,610	25,900	27,670	30,700
Group P Mass Comms and Documentation	4,240	3,750	4,320	4,590	5,270
Group Q Linguistics, Classics & related	2,740	2,510	2,610	2,870	3,150
Group R European Langs, Lit & related	2,180	1,920	1,710	1,830	1,890
Group T Non-European Langs, Lit and related	700	520	420	410	420
Group V Hist & Philosophical studies	2,750	2,590	2,420	2,660	2,740
Group W Creative Arts & Design	15,730	12,250	13,010	14,740	16,540
Group X Education	2,030	1,130	840	970	2,030
Y Combined arts	3,940	3,260	3,400	3,820	3,270
Y Combined sciences	2,370	2,270	2,490	2,820	2,900
Y Combined social sciences	3,340	3,110	3,110	3,130	3,070
Y Sciences combined with social sciences or arts	5,100	4,570	4,560	4,980	4,450
Y Social sciences combined with arts	6,680	5,830	5,980	5,940	5,560
Z General, other combined & unknown	1,820	3,100	3,370	3,840	3,670

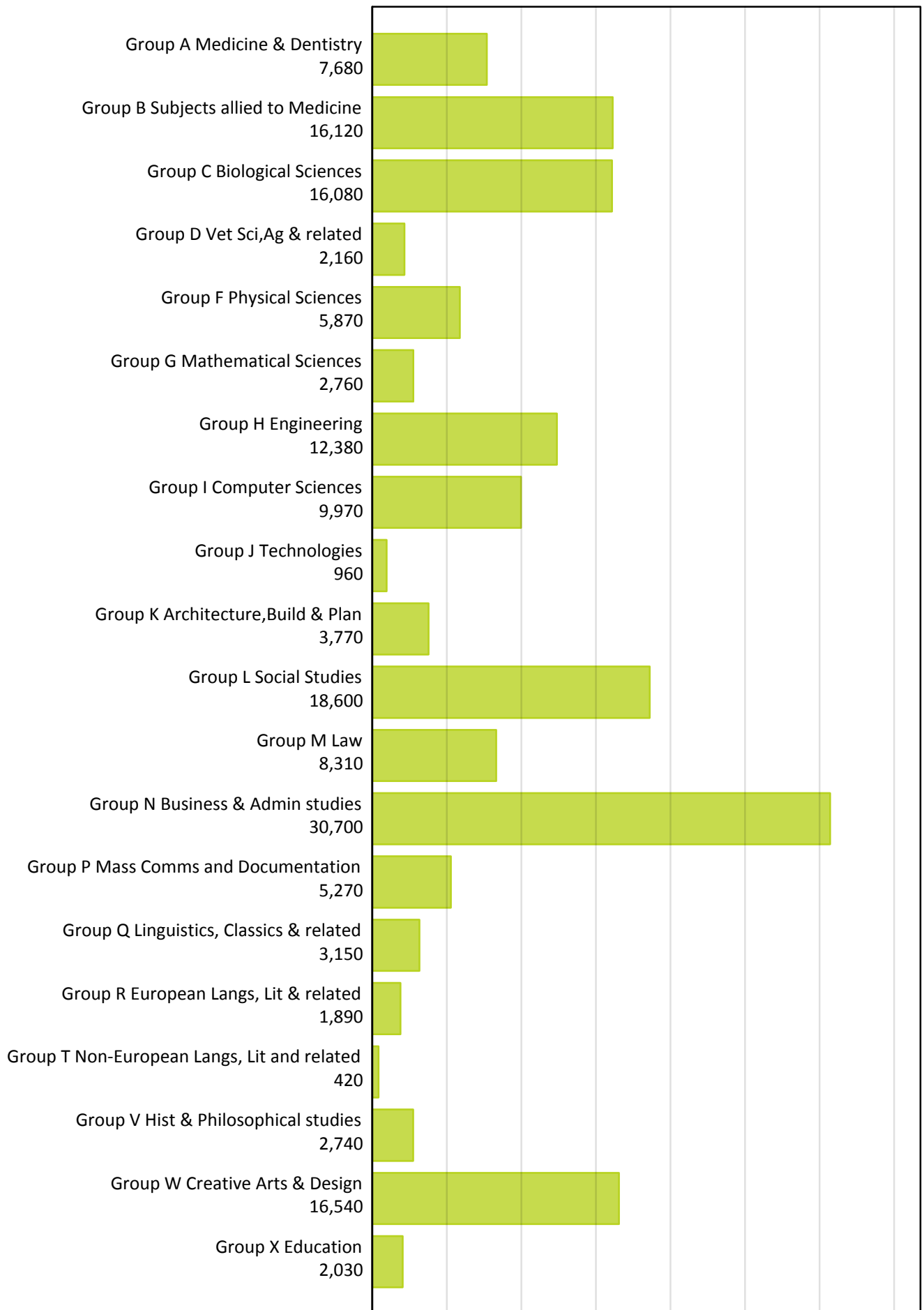
D.6.20 Applications by applicant domicile and subject group : EU (excluding UK)

Difference between cycle and 2014 cycle

Subject group (JACS3)	2011	2012	2013	2014	2015
Group A Medicine & Dentistry	3%	-7%	-5%	0%	-8%
Group B Subjects allied to Medicine	-3%	-10%	1%	0%	0%
Group C Biological Sciences	-16%	-14%	-4%	0%	14%
Group D Vet Sci,Ag & related	-6%	-16%	-6%	0%	10%
Group F Physical Sciences	-9%	-11%	-3%	0%	11%
Group G Mathematical Sciences	3%	-7%	-10%	0%	10%
Group H Engineering	-1%	-13%	-6%	0%	8%
Group I Computer Sciences	-21%	-26%	-14%	0%	27%
Group J Technologies	-18%	-14%	-16%	0%	5%
Group K Architecture,Build & Plan	61%	20%	15%	0%	7%
Group L Social Studies	6%	-9%	-5%	0%	12%
Group M Law	5%	-2%	-3%	0%	9%
Group N Business & Admin studies	4%	-11%	-6%	0%	11%
Group P Mass Comms and Documentation	-8%	-18%	-6%	0%	15%
Group Q Linguistics, Classics & related	-5%	-13%	-9%	0%	10%
Group R European Langs, Lit & related	19%	5%	-7%	0%	3%
Group T Non-European Langs, Lit and related	72%	29%	3%	0%	3%
Group V Hist & Philosophical studies	3%	-3%	-9%	0%	3%
Group W Creative Arts & Design	7%	-17%	-12%	0%	12%
Group X Education	110%	16%	-13%	0%	110%
Y Combined arts	3%	-15%	-11%	0%	-14%
Y Combined sciences	-16%	-20%	-12%	0%	3%
Y Combined social sciences	7%	-1%	-1%	0%	-2%
Y Sciences combined with social sciences or arts	2%	-8%	-8%	0%	-11%
Y Social sciences combined with arts	12%	-2%	1%	0%	-6%
Z General, other combined & unknown	-53%	-19%	-12%	0%	-4%

D.6.21 Applications by applicant domicile and subject group : EU (excluding UK)

Selected subject groups, 2015 cycle



D.6.22 Applications by applicant domicile and subject group : Not EU

Subject group (JACS3)	2011	2012	2013	2014	2015
Group A Medicine & Dentistry	11,450	12,370	12,850	14,510	13,390
Group B Subjects allied to Medicine	8,220	9,190	9,770	10,620	11,620
Group C Biological Sciences	8,290	9,770	10,890	12,680	13,700
Group D Vet Sci,Ag & related	920	1,230	1,330	1,310	1,410
Group F Physical Sciences	4,450	5,300	5,960	7,070	7,070
Group G Mathematical Sciences	5,640	6,050	5,800	5,750	6,300
Group H Engineering	18,620	21,560	24,280	27,500	28,160
Group I Computer Sciences	3,350	3,840	4,220	5,470	6,680
Group J Technologies	760	700	750	980	950
Group K Architecture, Build & Plan	4,480	4,690	5,590	6,310	6,990
Group L Social Studies	19,210	19,770	21,680	21,970	23,070
Group M Law	13,820	15,850	17,720	18,270	18,310
Group N Business & Admin studies	32,500	38,410	40,960	43,680	46,450
Group P Mass Comms and Documentation	1,940	2,140	2,940	3,390	3,730
Group Q Linguistics, Classics & related	1,990	2,350	2,640	2,640	3,170
Group R European Langs, Lit & related	650	670	630	620	620
Group T Non-European Langs, Lit and related	250	270	230	230	240
Group V Hist & Philosophical studies	2,490	2,660	2,960	2,790	3,060
Group W Creative Arts & Design	9,610	10,100	11,790	13,620	14,180
Group X Education	670	770	740	740	980
Y Combined arts	1,630	1,790	2,020	2,250	1,940
Y Combined sciences	2,330	2,610	2,850	3,500	3,520
Y Combined social sciences	3,520	4,070	4,320	4,310	4,090
Y Sciences combined with social sciences or arts	4,880	4,610	4,830	4,790	4,080
Y Social sciences combined with arts	3,540	4,030	4,640	4,510	3,980
Z General, other combined & unknown	1,850	3,850	4,010	4,510	4,490

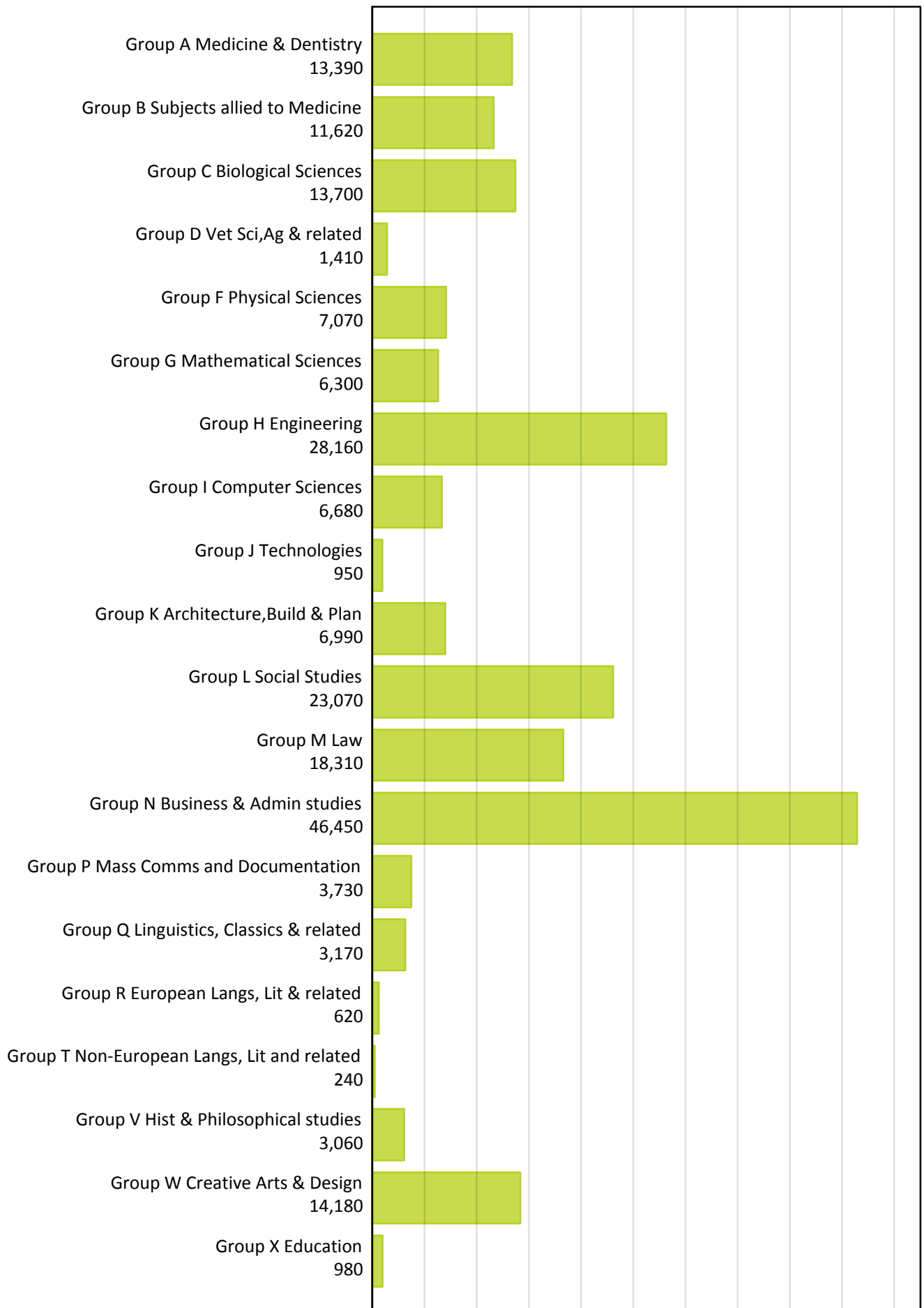
D.6.23 Applications by applicant domicile and subject group : Not EU

Difference between cycle and 2014 cycle

Subject group (JACS3)	2011	2012	2013	2014	2015
Group A Medicine & Dentistry	-21%	-15%	-11%	0%	-8%
Group B Subjects allied to Medicine	-23%	-14%	-8%	0%	9%
Group C Biological Sciences	-35%	-23%	-14%	0%	8%
Group D Vet Sci,Ag & related	-30%	-6%	2%	0%	7%
Group F Physical Sciences	-37%	-25%	-16%	0%	0%
Group G Mathematical Sciences	-2%	5%	1%	0%	10%
Group H Engineering	-32%	-22%	-12%	0%	2%
Group I Computer Sciences	-39%	-30%	-23%	0%	22%
Group J Technologies	-23%	-29%	-24%	0%	-3%
Group K Architecture,Build & Plan	-29%	-26%	-11%	0%	11%
Group L Social Studies	-13%	-10%	-1%	0%	5%
Group M Law	-24%	-13%	-3%	0%	0%
Group N Business & Admin studies	-26%	-12%	-6%	0%	6%
Group P Mass Comms and Documentation	-43%	-37%	-13%	0%	10%
Group Q Linguistics, Classics & related	-25%	-11%	0%	0%	20%
Group R European Langs, Lit & related	5%	8%	2%	0%	-0%
Group T Non-European Langs, Lit and related	10%	17%	-1%	0%	3%
Group V Hist & Philosophical studies	-11%	-5%	6%	0%	10%
Group W Creative Arts & Design	-29%	-26%	-13%	0%	4%
Group X Education	-9%	4%	1%	0%	33%
Y Combined arts	-27%	-21%	-10%	0%	-14%
Y Combined sciences	-34%	-25%	-19%	0%	1%
Y Combined social sciences	-18%	-6%	0%	0%	-5%
Y Sciences combined with social sciences or arts	2%	-4%	1%	0%	-15%
Y Social sciences combined with arts	-21%	-10%	3%	0%	-12%
Z General, other combined & unknown	-59%	-15%	-11%	0%	-0%

D.6.24 Applications by applicant domicile and subject group : Not EU

Selected subject groups, 2015 cycle



D.6.25 Technical notes and definitions

Applicants have been able to submit applications for all 2015 courses since early September.

Applicants who submit their applications to UCAS by the January deadline are considered as 'on time' applicants for the large majority of courses offered through UCAS.

In 2015, around 125 courses relating to teacher training that historically would only have been available through UCAS Teacher Training, and therefore not previously counted in the scope of this statistical release, were brought into the undergraduate UCAS scheme. These courses are all offered by providers based in Scotland and are in the JACS3 detailed subject reporting grouping of 'X1'. The large majority of applications to these courses are from applicants living in Scotland.

To help comparisons through time, additional tables are available on the UCAS website that exclude any applications made by applicants to subject group 'X1' at Scottish providers. These tables provide a better 'like for like' comparison particularly when considering Scottish domiciled applicants and Scottish providers.

Counts of the number of applicants reported have been rounded to the nearest 10 applicants, this may result in instances where totals do not equal the sum of the components. Proportional changes have been rounded to the nearest whole percentage point.

Age

This statistical release uses country-specific age definitions which align with the cut off points for school/college cohorts within the different administrations of the UK. For England and Wales ages are defined on the 31 August, for Northern Ireland on the 1 July and for Scotland on the 28 February the following year. Defining ages in this way matches the assignment of children to school cohorts. For applicants outside of the UK the cohort cut off for England and Wales has been used.

Applicant

A person who has made an application in the UCAS system during the cycle reported, this includes those who submit applications for deferred entry.

Application

An application to a course at an institution made by an applicant. Applicants may make up to five applications.

Country of institution

The UK country of the institution applied to.

Domicile

Declared area of permanent residence. The Channel Islands and the Isle of Man have been assigned as 'Not EU'.

First time applicant

An applicant that did not apply to the UCAS scheme in the previous cycle.

Reapplicant

An applicant that applied to the UCAS scheme in the previous cycle.

Subject group

The JACS3 classification used to classify courses into subject groups.

Tariff group of institution

Institutions are grouped as higher, medium or lower tariff based on their average levels of attainment of their accepted applicants (summarised through UCAS Tariff points) in recent cycles. Each group of institutions accounted for around a third of all UK 18 year old acceptances in recent cycles.