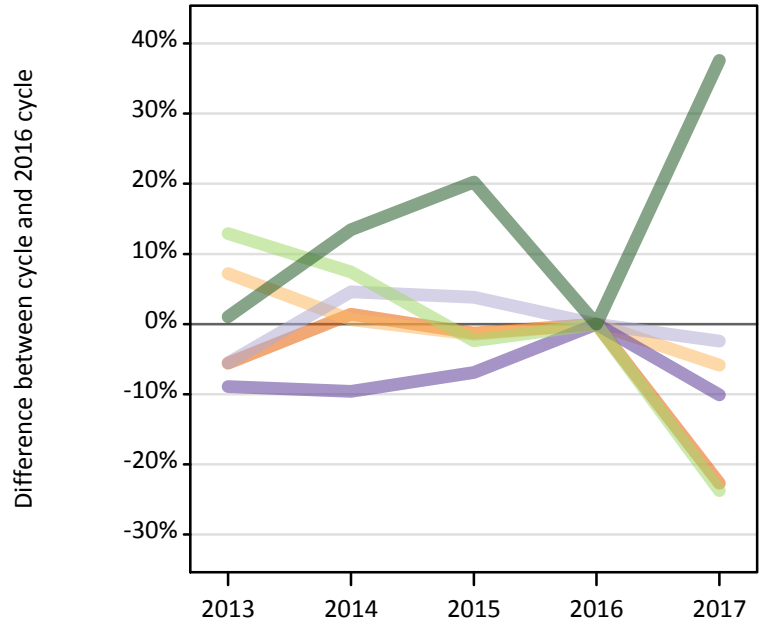



## B7 Applicants at the 30 June deadline (2017 cycle)

### IB.1 Nursing applicants for all courses by domicile group

Difference between cycle and 2016 cycle



### IB.2 Nursing applicants for all courses by domicile group

Domicile of applicant	2013	2014	2015	2016	2017
England	48,940	52,550	51,160	51,840	40,060
Northern Ireland	2,950	2,770	2,710	2,750	2,590
Scotland	5,290	5,860	5,820	5,600	5,470
Wales	2,980	2,950	3,040	3,270	2,940
--UK	60,150	64,130	62,720	63,450	51,050
EU (excluding UK)	1,910	1,810	1,650	1,690	1,290
Not EU	490	550	580	480	670
--All	62,550	66,490	64,950	65,620	53,010

### IB.3 Nursing applicants for all courses by domicile group

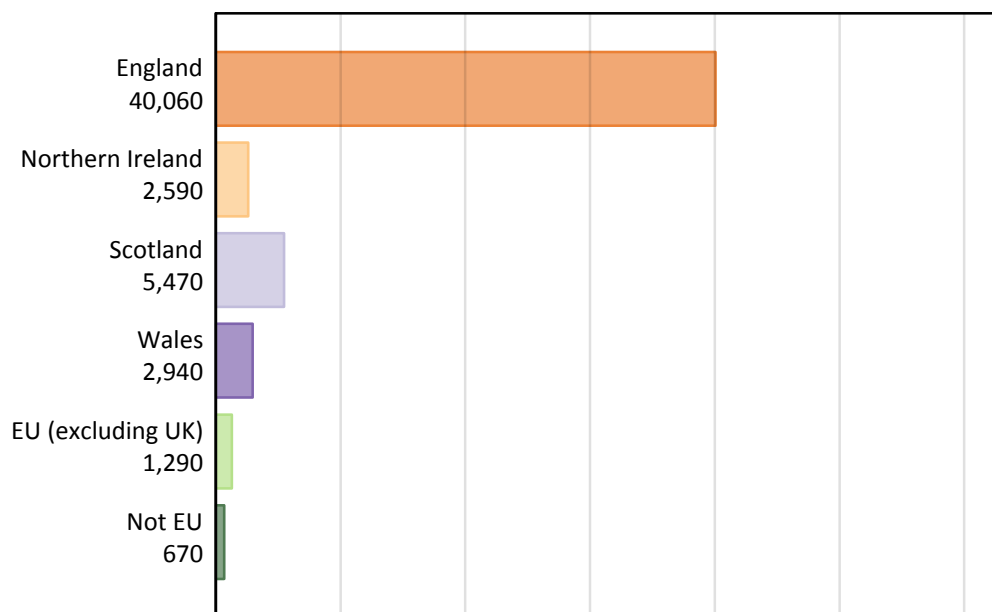
Difference between cycle and 2016 cycle

Domicile of applicant	2013	2014	2015	2016	2017
England	-6%	1%	-1%	0%	-23%
Northern Ireland	7%	1%	-1%	0%	-6%
Scotland	-6%	5%	4%	0%	-2%
Wales	-9%	-10%	-7%	0%	-10%
--UK	-5%	1%	-1%	0%	-20%
EU (excluding UK)	13%	7%	-2%	0%	-24%
Not EU	1%	13%	20%	0%	38%
--All	-5%	1%	-1%	0%	-19%


#### IB.4 Nursing applicants for all courses by country of domicile and provider, 2017 cycle

Domicile of applicant	Country of provider				
	England	Northern Ireland	Scotland	Wales	UK
England	39,930		800	2,440	40,060
Northern Ireland	980		760	90	2,590
Scotland	160		5,440	10	5,470
Wales	1,550		30	2,710	2,940
--UK	42,620		7,030	5,250	51,050
EU (excluding UK)	940		680	140	1,290
Not EU	600		120	80	670
--All	44,160		7,820	5,460	53,010

#### IB.5 Nursing applicants for all courses by domicile group



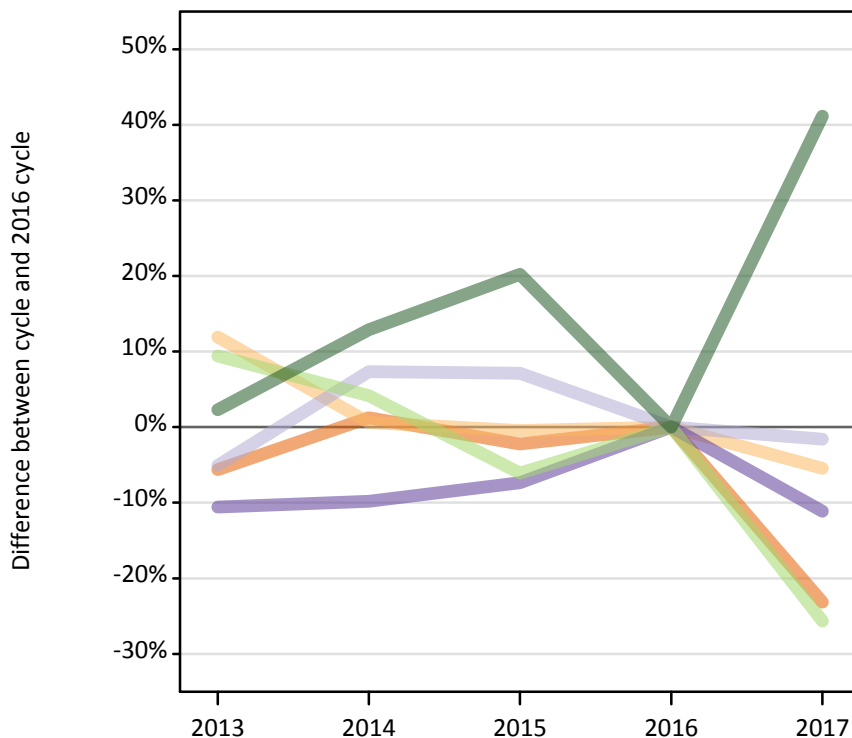
#### IB.6 Nursing applicants for all courses by country of provider



**IB.7 Nursing applicants for all courses by country of domicile and provider**

Domicile of applicant	Country of provider	2013	2014	2015	2016	2017
England	England	48,790	52,410	51,040	51,730	39,930
	Northern Ireland					
	Scotland	990	1,050	1,040	1,000	800
	Wales	2,800	2,800	2,750	2,730	2,440
	UK	48,940	52,550	51,160	51,840	40,060
Northern Ireland	England	1,060	1,080	1,060	1,140	980
	Northern Ireland					
	Scotland	760	760	740	760	760
	Wales	80	60	70	90	90
	UK	2,950	2,770	2,710	2,750	2,590
Scotland	England	250	240	220	260	160
	Northern Ireland					
	Scotland	5,250	5,810	5,780	5,550	5,440
	Wales	20	20	20	20	10
	UK	5,290	5,860	5,820	5,600	5,470
Wales	England	1,620	1,780	1,840	1,810	1,550
	Northern Ireland					
	Scotland	30	40	20	30	30
	Wales	2,760	2,600	2,720	2,950	2,710
	UK	2,980	2,950	3,040	3,270	2,940
--UK	England	51,710	55,510	54,160	54,940	42,620
	Northern Ireland					
	Scotland	7,030	7,660	7,570	7,330	7,030
	Wales	5,650	5,480	5,560	5,790	5,250
	UK	60,150	64,130	62,720	63,450	51,050
EU (excluding UK)	England	1,490	1,450	1,360	1,430	940
	Northern Ireland					
	Scotland	820	800	640	660	680
	Wales	290	190	190	180	140
	UK	1,910	1,810	1,650	1,690	1,290
Not EU	England	430	470	500	420	600
	Northern Ireland					
	Scotland	100	140	150	110	120
	Wales	50	70	80	50	80
	UK	490	550	580	480	670
--All	England	53,630	57,420	56,010	56,790	44,160
	Northern Ireland					
	Scotland	7,950	8,590	8,370	8,100	7,820
	Wales	5,990	5,730	5,830	6,010	5,460
	UK	62,550	66,490	64,950	65,620	53,010

**IB.8 Nursing first-time applicants for all courses by domicile group**  
Difference between cycle and 2016 cycle



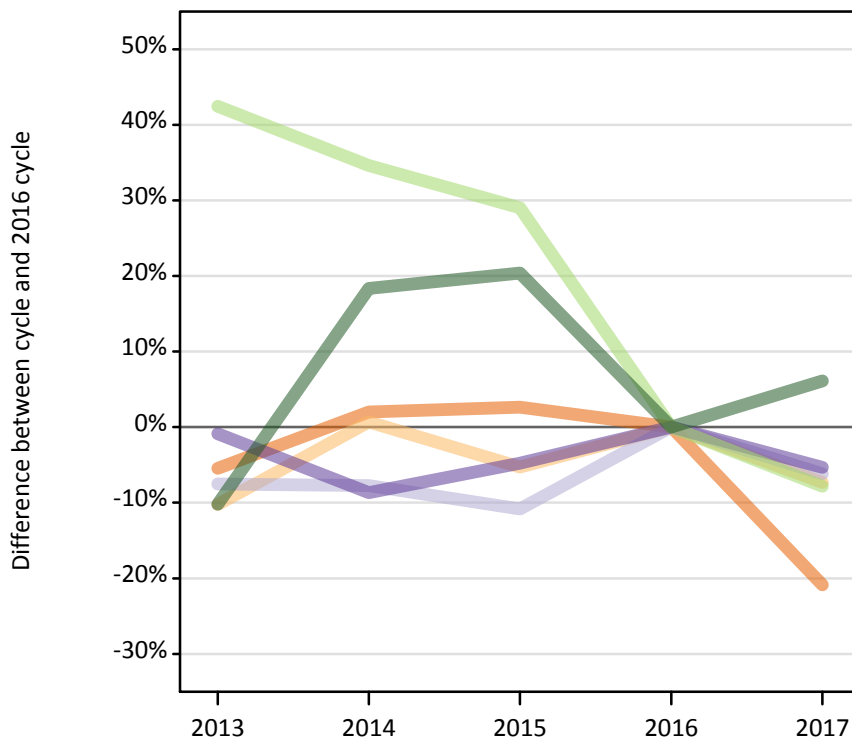
**IB.9 Nursing first-time applicants for all courses by domicile group**

Domicile of applicant	2013	2014	2015	2016	2017
England	39,630	42,510	41,060	42,000	32,280
Northern Ireland	2,420	2,180	2,150	2,160	2,050
Scotland	4,340	4,910	4,900	4,580	4,500
Wales	2,410	2,440	2,500	2,700	2,400
--UK	48,810	52,040	50,620	51,440	41,230
EU (excluding UK)	1,650	1,570	1,420	1,510	1,120
Not EU	450	490	520	440	610
--All	50,910	54,100	52,560	53,380	42,960

**IB.10 Nursing first-time applicants for all courses by domicile group**  
Difference between cycle and 2016 cycle

Domicile of applicant	2013	2014	2015	2016	2017
England	-6%	1%	-2%	0%	-23%
Northern Ireland	12%	1%	0%	0%	-5%
Scotland	-5%	7%	7%	0%	-2%
Wales	-11%	-10%	-7%	0%	-11%
--UK	-5%	1%	-2%	0%	-20%
EU (excluding UK)	9%	4%	-6%	0%	-26%
Not EU	2%	13%	20%	0%	41%
--All	-5%	1%	-2%	0%	-20%

**IB.11 Nursing reapplicants for all courses by domicile group**  
Difference between cycle and 2016 cycle



**IB.12 Nursing reapplicants for all courses by domicile group**

Domicile of applicant	2013	2014	2015	2016	2017
England	9,310	10,040	10,100	9,840	7,790
Northern Ireland	530	590	560	590	540
Scotland	950	950	910	1,020	960
Wales	560	520	540	570	540
--UK	11,340	12,090	12,110	12,020	9,830
EU (excluding UK)	260	240	230	180	170
Not EU	40	60	60	50	50
--All	11,640	12,390	12,400	12,240	10,040

**IB.13 Nursing reapplicants for all courses by domicile group**  
Difference between cycle and 2016 cycle

Domicile of applicant	2013	2014	2015	2016	2017
England	-5%	2%	3%	0%	-21%
Northern Ireland	-10%	1%	-5%	0%	-7%
Scotland	-8%	-8%	-11%	0%	-6%
Wales	-1%	-9%	-5%	0%	-5%
--UK	-6%	1%	1%	0%	-18%
EU (excluding UK)	42%	35%	29%	0%	-8%
Not EU	-10%	18%	20%	0%	6%
--All	-5%	1%	1%	0%	-18%

**IB.14 Nursing applicants for all courses by country of domicile and age group**

Selected age groups split by first-time applicants and reapplicants

Domicile of applicant	Age group	2013	2014	2015	2016	2017
England	18	9,020	9,310	9,630	9,470	8,540
	19	5,500	5,820	5,590	5,580	4,550
	19 First-time applicant	3,550	3,850	3,700	3,660	3,140
	19 Reapplicant	1,950	1,970	1,890	1,930	1,410
Northern Ireland	18	990	890	900	890	890
	19	440	400	370	410	390
	19 First-time applicant	170	190	160	170	160
	19 Reapplicant	270	210	200	250	240
Scotland	18	1,180	1,260	1,290	1,170	1,160
	19	570	590	530	560	490
	19 First-time applicant	280	300	260	260	230
	19 Reapplicant	290	290	270	310	260
Wales	18	600	610	680	680	650
	19	310	320	320	360	330
	19 First-time applicant	190	200	190	210	190
	19 Reapplicant	120	120	130	150	150

**IB.15 Nursing applicants for all courses by country of domicile and age group**

Difference between cycle and 2016 cycle for selected age groups split by first-time applicants and reapplicants

Domicile of applicant	Age group	2013	2014	2015	2016	2017
England	18	-5%	-2%	2%	0%	-10%
	19	-2%	4%	0%	0%	-18%
	19 First-time applicant	-3%	5%	1%	0%	-14%
	19 Reapplicant	1%	2%	-2%	0%	-27%
Northern Ireland	18	12%	0%	2%	0%	1%
	19	5%	-3%	-12%	0%	-5%
	19 First-time applicant	0%	13%	-5%	0%	-7%
	19 Reapplicant	9%	-15%	-17%	0%	-3%
Scotland	18	1%	8%	10%	0%	-1%
	19	1%	4%	-5%	0%	-13%
	19 First-time applicant	9%	16%	1%	0%	-13%
	19 Reapplicant	-6%	-6%	-11%	0%	-14%
Wales	18	-12%	-11%	-1%	0%	-5%
	19	-14%	-12%	-12%	0%	-9%
	19 First-time applicant	-10%	-7%	-11%	0%	-12%
	19 Reapplicant	-19%	-20%	-13%	0%	-3%

## IB.16 Technical notes and definitions

Applicants have been able to submit applications for all 2017 courses since early September.

People who submit their applications to UCAS by the January deadline are considered 'on time' applicants for the large majority of courses offered through UCAS. Some art and design courses have a later deadline of 24 March. By definition all main scheme applications have been received by the 30 June deadline.

Subject group 'B7' covers courses related to nursing. These additional tables include applicants who made at least one choice to a 'B7' course by the June deadline. The primary deadline applicant statistics, which include applicants to all courses, are available on the UCAS website.

Applicants to courses in Northern Ireland are not shown to avoid revealing outcomes for individual providers.

Counts of the number of applicants reported have been rounded to the nearest 10 applicants, this may result in instances where totals do not equal the sum of the components. Proportional changes have been rounded to the nearest whole percentage point.

### Age

This statistical release uses country-specific age definitions which align with the cut off points for school/college cohorts within the different administrations of the UK. For England and Wales ages are defined on the 31 August, for Northern Ireland on the 1 July and for Scotland on the 28 February the following year. Defining ages in this way matches the assignment of children to school cohorts. For applicants outside of the UK the cohort cut off for England and Wales has been used.

### Applicant

A person who has made an application in the UCAS system during the cycle reported, this includes those who submit applications for deferred entry.

### Country of provider

An applicant may be counted once for each provider country they have applied to. If an applicant has applied to providers in multiple countries then the applicant is counted once within each country of provider applied to.

### Domicile

Declared area of permanent residence. The Channel Islands and the Isle of Man have been assigned as 'Not EU'.

### First-time applicant

An applicant that did not apply to the UCAS scheme in the previous cycle.

### Main Scheme

The main UCAS Undergraduate application scheme, through which up to five providers/courses can be applied to. Opens in September and closes to new applications on 30 June.

### Reapplicant

An applicant to any subject area through the UCAS scheme in the previous cycle.