

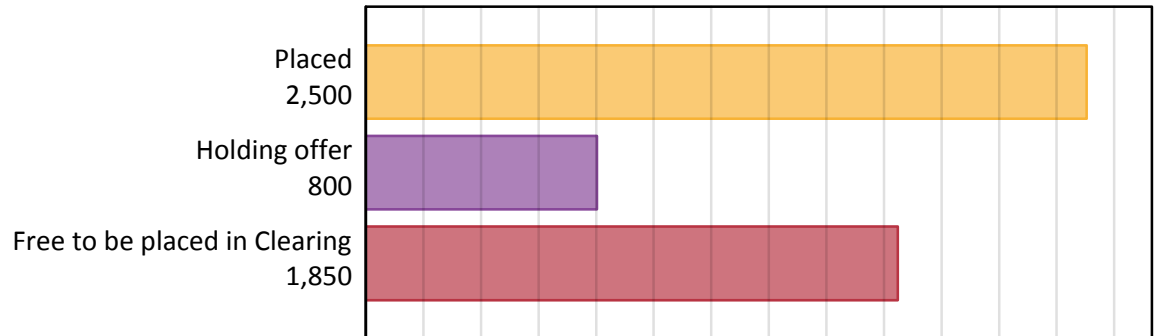
B7 Nursing analysis at 00:05 on Tuesday 8 August 2017 (SQA results day)

AB.1 Nursing applicants by type and status from Scotland, 2017 cycle

Nursing applicants at SQA results day. Applicants who applied to nursing but who are placed at, or holding offers solely to, non-B7 courses are not included.

Applicant type	Status	2017
Main scheme	Placed (Clearing)	0
	Placed (Adjustment)	0
	Placed (Firm)	2,400
	Placed (Insurance)	20
	Placed (Other)	80
	Holding offer	800
	Free to be placed in Clearing	1,850
Direct to Clearing	Placed (Direct to Clearing)	0
	Other (Direct to Clearing)	10
All applicants	Placed	2,500

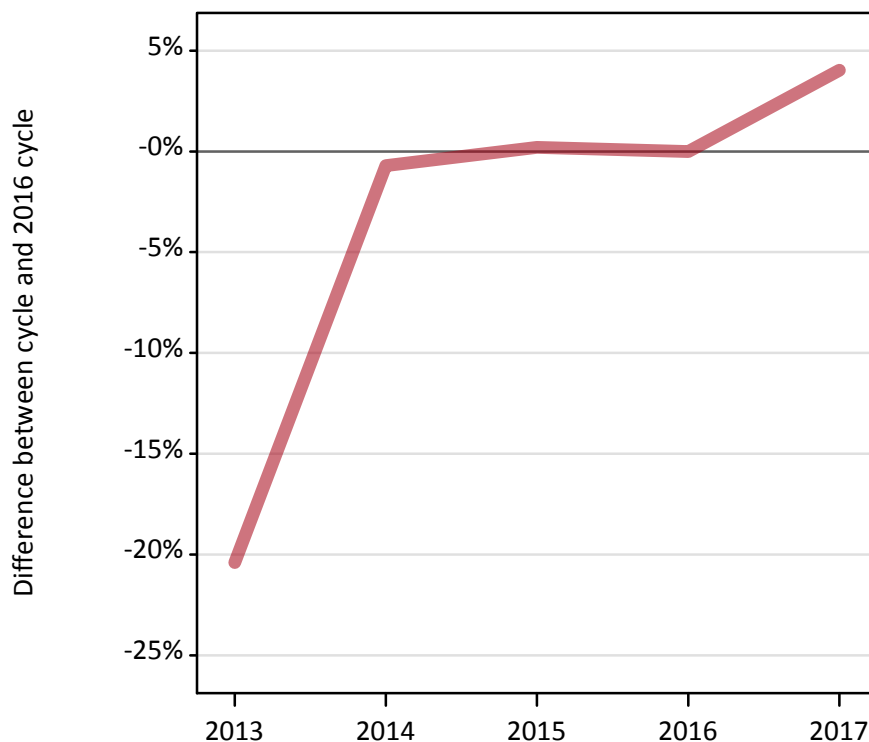
AB.2 Summary of applicants who are placed or holding offers to nursing, or are free to be placed in Clearing, from Scotland



AB.3 All placed applicants to nursing from Scotland: SQA results day

All placed applicants to nursing: change relative to 2016 cycle totals

Placed



AB.4 All placed applicants to nursing from Scotland: SQA results day

All placed applicants to nursing: applicants at SQA results day

Applicant type	Status	2013	2014	2015	2016	2017
All applicants	Placed	1,920	2,390	2,410	2,410	2,500

AB.5 All placed applicants to nursing from Scotland: SQA results day

All placed applicants to nursing: change relative to 2016 cycle totals

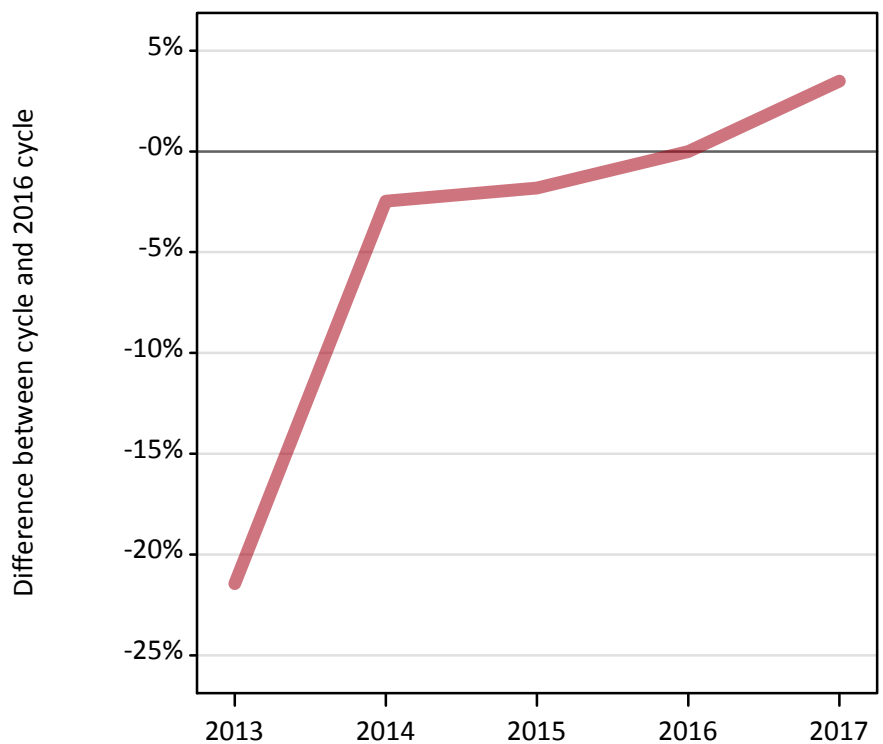
Applicant type	Status	2013	2014	2015	2016	2017
All applicants	Placed	-20%	-1%	0%	0%	4%

Note: Percentage changes are not plotted for lines with, on average, fewer than 30 applicants per year. As a result, lines for some, or all, of the states may be missing.

AB.6 Placed main scheme applicants to nursing from Scotland: SQA results day

Selected placed routes: change relative to 2016 cycle totals

Placed (Firm)
Placed (Insurance)



AB.7 Placed main scheme applicants to nursing from Scotland: SQA results day

All Main scheme placed routes (excluding Adjustment): applicants at SQA results day

Applicant type	Status	2013	2014	2015	2016	2017
Main scheme	Placed (Clearing)	10	0	10	10	0
	Placed (Firm)	1,820	2,260	2,280	2,320	2,400
	Placed (Insurance)	20	20	30	20	20
	Placed (Other)	70	110	100	60	80

AB.8 Placed main scheme applicants to nursing from Scotland: SQA results day

Selected placed routes: change relative to 2016 cycle totals

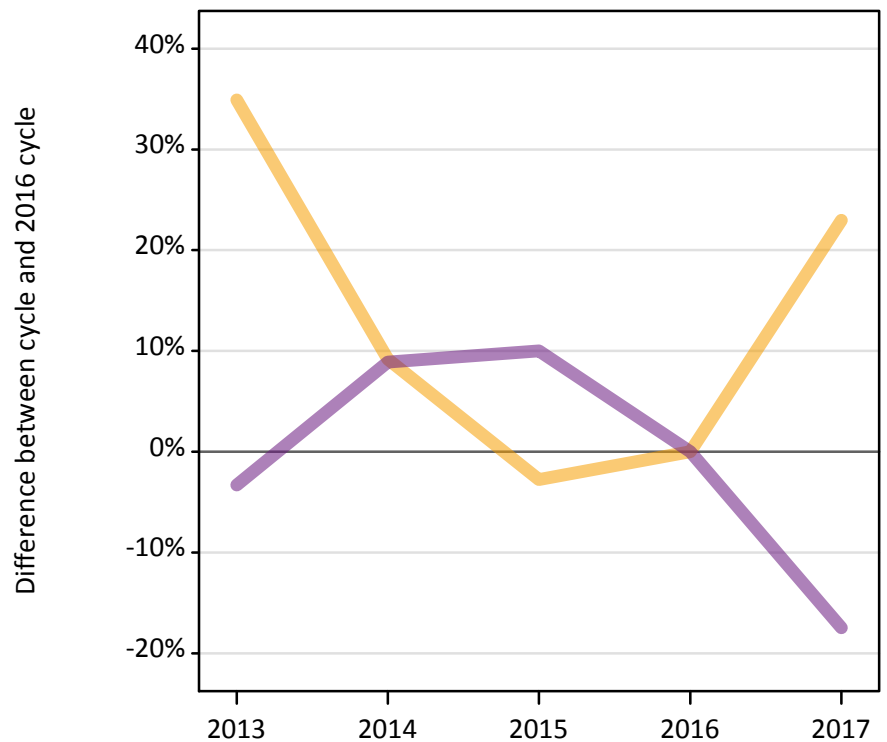
Applicant type	Status	2013	2014	2015	2016	2017
Main scheme	Placed (Firm)	-21%	-2%	-2%	0%	3%
	Placed (Insurance)	-29%	-21%	13%	0%	-13%

Note: Percentage changes are not plotted for lines with, on average, fewer than 30 applicants per year. As a result, lines for some, or all, of the states may be missing.

AB.9 Main scheme nursing applicants not currently placed from Scotland: SQA results day

Applicants in unplaced states: change relative to 2016 cycle totals

— Holding offer
— Free to be placed in Clearing



AB.10 Main scheme nursing applicants not currently placed from Scotland: SQA results day

Applicants in unplaced states: applicants at SQA results day

Applicant type	Status	2013	2014	2015	2016	2017
Main scheme	Holding offer	880	710	640	650	800
	Free to be placed in Clearing	2,170	2,440	2,460	2,240	1,850

AB.11 Main scheme nursing applicants not currently placed from Scotland: SQA results day

Applicants in unplaced states: change relative to 2016 cycle totals

Applicant type	Status	2013	2014	2015	2016	2017
Main scheme	Holding offer	35%	9%	-3%	0%	23%
	Free to be placed in Clearing	-3%	9%	10%	0%	-17%

Note: Percentage changes are not plotted for lines with, on average, fewer than 30 applicants per year. As a result, lines for some, or all, of the states may be missing.