

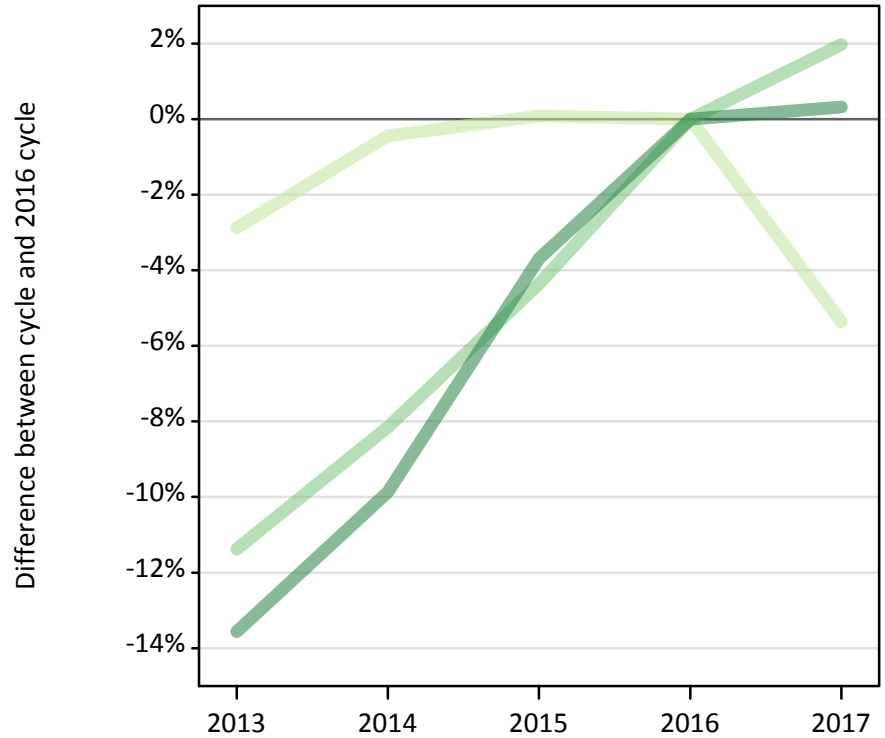
Daily Clearing Analysis: Tariff

Analysis at 00:05 on Monday 21 August 2017 (4 days after A level results day)

T.1 Placed applicants from all domiciles by tariff group: 4 days after A level results day

Placed applicants: change relative to 2016 cycle totals

- Lower tariff
- Medium tariff
- Higher tariff



T.2 Placed applicants from all domiciles by tariff group: 4 days after A level results day

Applicant Status	Tariff group	2013	2014	2015	2016	2017
Placed	Lower tariff	165,860	170,010	170,900	170,760	161,600
	Medium tariff	135,590	140,540	146,330	153,000	156,020
	Higher tariff	124,280	129,580	138,470	143,780	144,240

T.3 Placed applicants from all domiciles by tariff group: 4 days after A level results day

Placed applicants: change relative to 2016 cycle totals

Applicant Status	Tariff group	2013	2014	2015	2016	2017
Placed	Lower tariff	-3%	-0%	0%	0%	-5%
	Medium tariff	-11%	-8%	-4%	0%	2%
	Higher tariff	-14%	-10%	-4%	0%	0%

T.4 Placed applicants from all domiciles by tariff group: 4 days after A level results day

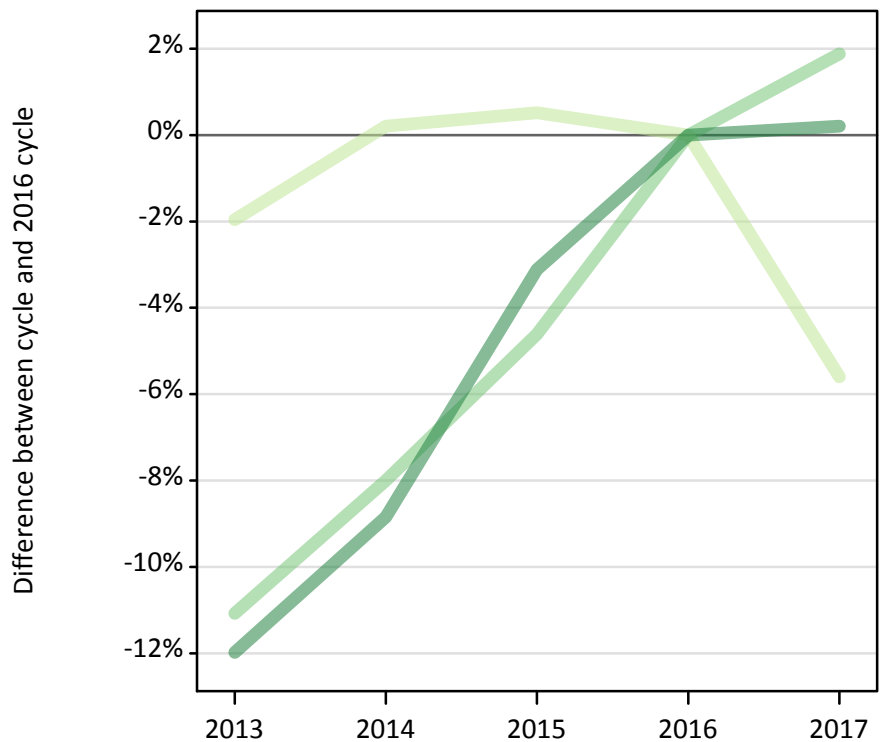
Placed applicants: absolute change relative to 2016 cycle totals

Applicant Status	Tariff group	2013	2014	2015	2016	2017
Placed	Lower tariff	-4,900	-750	140	0	-9,160
	Medium tariff	-17,410	-12,460	-6,670	0	3,020
	Higher tariff	-19,500	-14,190	-5,310	0	470

T.5 Placed applicants from the UK by tariff group: 4 days after A level results day

Placed applicants: change relative to 2016 cycle totals

■ Lower tariff
■ Medium tariff
■ Higher tariff



T.6 Placed applicants from the UK by tariff group: 4 days after A level results day

Applicant Status	Tariff group	2013	2014	2015	2016	2017
Placed	Lower tariff	156,160	159,610	160,110	159,280	150,360
	Medium tariff	120,870	125,060	129,660	135,930	138,480
	Higher tariff	99,010	102,530	108,980	112,490	112,720

T.7 Placed applicants from the UK by tariff group: 4 days after A level results day

Placed applicants: change relative to 2016 cycle totals

Applicant Status	Tariff group	2013	2014	2015	2016	2017
Placed	Lower tariff	-2%	0%	1%	0%	-6%
	Medium tariff	-11%	-8%	-5%	0%	2%
	Higher tariff	-12%	-9%	-3%	0%	0%

T.8 Placed applicants from the UK by tariff group: 4 days after A level results day

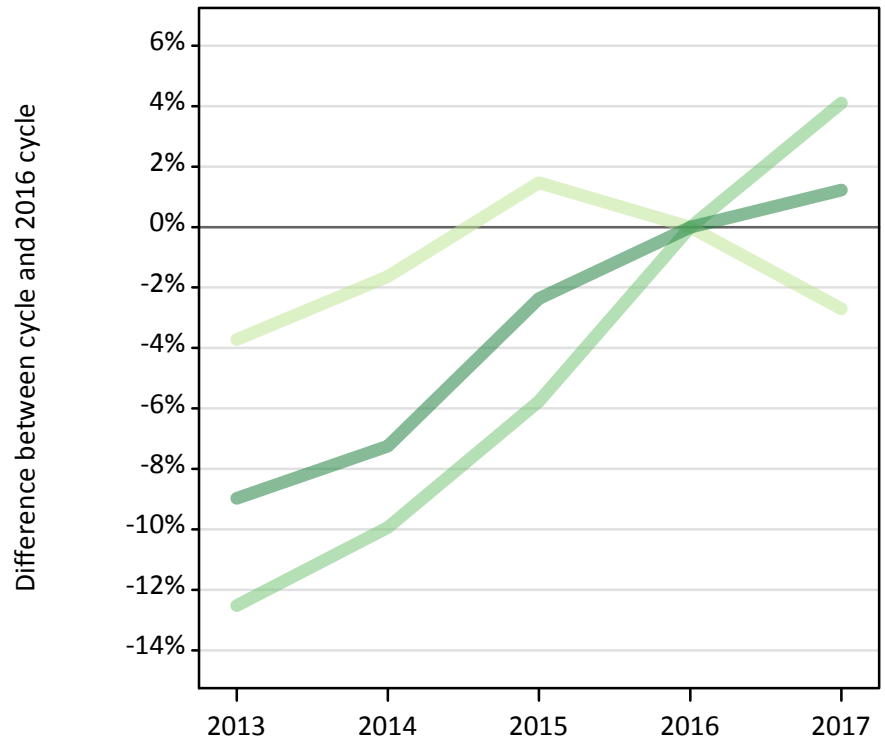
Placed applicants: absolute change relative to 2016 cycle totals

Applicant Status	Tariff group	2013	2014	2015	2016	2017
Placed	Lower tariff	-3,130	330	830	0	-8,920
	Medium tariff	-15,060	-10,870	-6,270	0	2,550
	Higher tariff	-13,480	-9,950	-3,500	0	240

T.9 Placed 18 year old applicants from the UK by tariff group: 4 days after A level results day

Placed 18 year old applicants: change relative to 2016 cycle totals

■ Lower tariff
■ Medium tariff
■ Higher tariff



T.10 Placed 18 year old applicants from the UK by tariff group: 4 days after A level results day

Applicant Status	Tariff group	2013	2014	2015	2016	2017
Placed	Lower tariff	70,050	71,570	73,830	72,760	70,790
	Medium tariff	66,530	68,490	71,670	76,050	79,170
	Higher tariff	71,620	72,980	76,820	78,690	79,650

T.11 Placed 18 year old applicants from the UK by tariff group: 4 days after A level results day

Placed 18 year old applicants: change relative to 2016 cycle totals

Applicant Status	Tariff group	2013	2014	2015	2016	2017
Placed	Lower tariff	-4%	-2%	1%	0%	-3%
	Medium tariff	-13%	-10%	-6%	0%	4%
	Higher tariff	-9%	-7%	-2%	0%	1%

T.12 Placed 18 year old applicants from the UK by tariff group: 4 days after A level results day

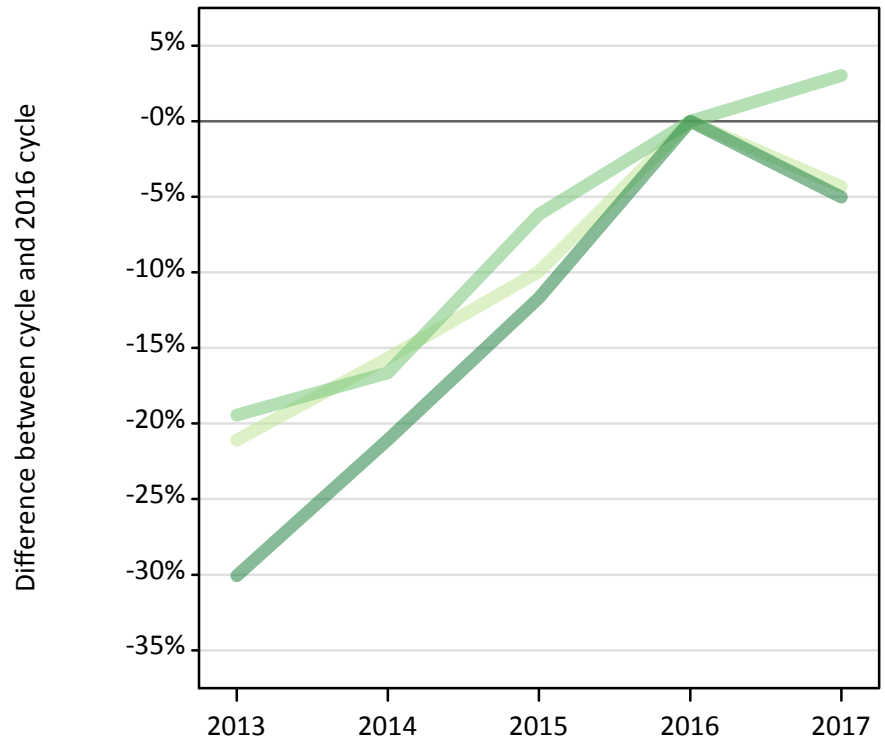
Placed 18 year old applicants: absolute change relative to 2016 cycle totals

Applicant Status	Tariff group	2013	2014	2015	2016	2017
Placed	Lower tariff	-2,710	-1,190	1,070	0	-1,970
	Medium tariff	-9,520	-7,560	-4,380	0	3,120
	Higher tariff	-7,060	-5,710	-1,860	0	960

T.13 Placed applicants from the EU (excluding the UK) by tariff group: 4 days after A level results day

Placed applicants: change relative to 2016 cycle totals

■ Lower tariff
■ Medium tariff
■ Higher tariff



T.14 Placed applicants from the EU (excluding the UK) by tariff group: 4 days after A level results day

Applicant Status	Tariff group	2013	2014	2015	2016	2017
Placed	Lower tariff	6,100	6,520	6,970	7,740	7,400
	Medium tariff	6,830	7,060	7,950	8,470	8,730
	Higher tariff	8,410	9,500	10,630	12,030	11,430

T.15 Placed applicants from the EU (excluding the UK) by tariff group: 4 days after A level results day

Placed applicants: change relative to 2016 cycle totals

Applicant Status	Tariff group	2013	2014	2015	2016	2017
Placed	Lower tariff	-21%	-16%	-10%	0%	-4%
	Medium tariff	-19%	-17%	-6%	0%	3%
	Higher tariff	-30%	-21%	-12%	0%	-5%

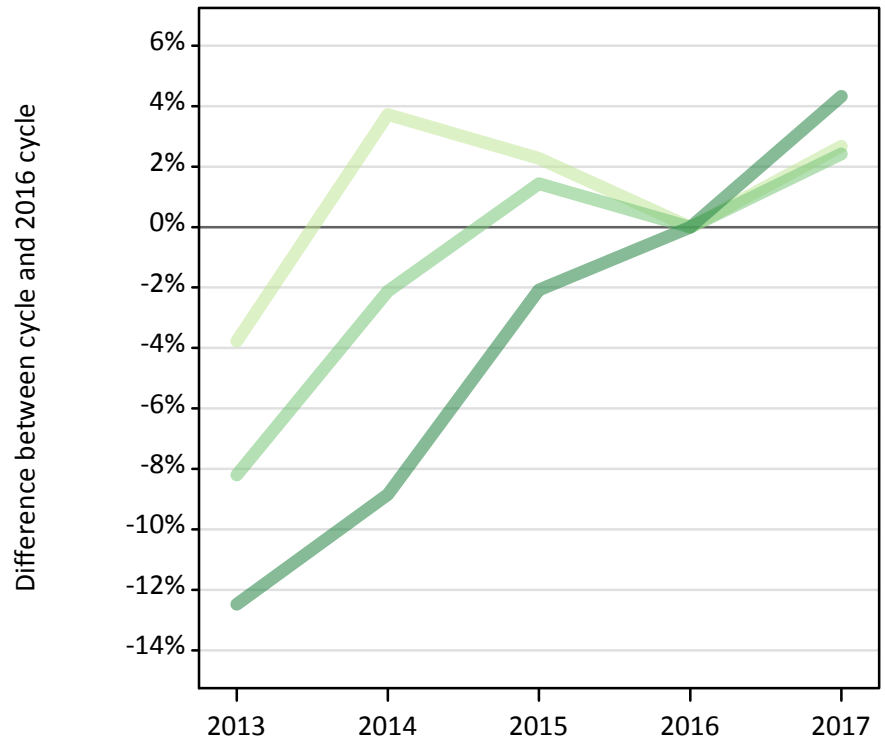
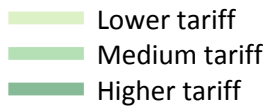
T.16 Placed applicants from the EU (excluding the UK) by tariff group: 4 days after A level results day

Placed applicants: absolute change relative to 2016 cycle totals

Applicant Status	Tariff group	2013	2014	2015	2016	2017
Placed	Lower tariff	-1,630	-1,210	-770	0	-330
	Medium tariff	-1,650	-1,410	-520	0	260
	Higher tariff	-3,620	-2,540	-1,410	0	-600

T.17 Placed applicants from overseas (not EU) by tariff group: 4 days after A level results day

Placed applicants: change relative to 2016 cycle totals



T.18 Placed applicants from overseas (not EU) by tariff group: 4 days after A level results day

Applicant Status	Tariff group	2013	2014	2015	2016	2017
Placed	Lower tariff	3,590	3,870	3,820	3,740	3,840
	Medium tariff	7,900	8,420	8,720	8,600	8,810
	Higher tariff	16,860	17,560	18,860	19,260	20,090

T.19 Placed applicants from overseas (not EU) by tariff group: 4 days after A level results day

Placed applicants: change relative to 2016 cycle totals

Applicant Status	Tariff group	2013	2014	2015	2016	2017
Placed	Lower tariff	-4%	4%	2%	0%	3%
	Medium tariff	-8%	-2%	1%	0%	2%
	Higher tariff	-12%	-9%	-2%	0%	4%

T.20 Placed applicants from overseas (not EU) by tariff group: 4 days after A level results day

Placed applicants: absolute change relative to 2016 cycle totals

Applicant Status	Tariff group	2013	2014	2015	2016	2017
Placed	Lower tariff	-140	140	90	0	100
	Medium tariff	-710	-180	120	0	210
	Higher tariff	-2,400	-1,700	-400	0	830