

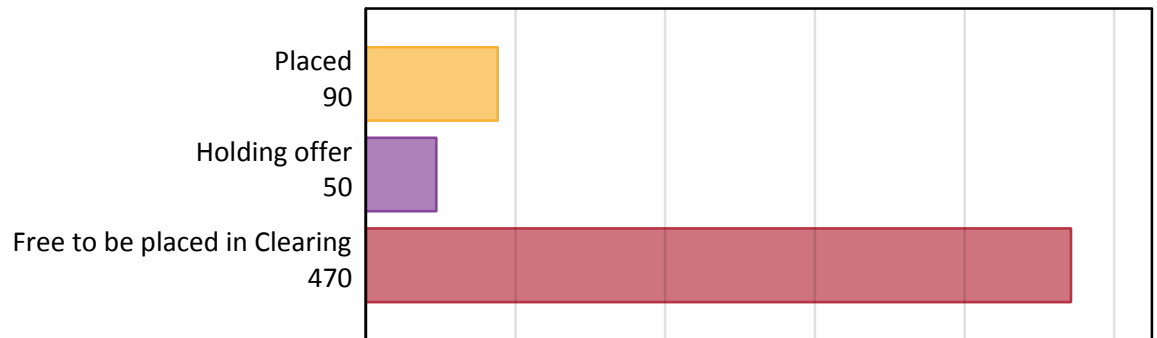
Daily Clearing Analysis: Overview

B7 Nursing analysis at 00:05 on Monday 21 August 2017 (4 days after A level results day)

AB.1 Placed applicants to nursing from outside the EU, 2017 cycle

Applicant type	Status	2017
Main scheme	Placed (Clearing)	0
	Placed (Adjustment)	0
	Placed (Firm)	80
	Placed (Insurance)	0
	Placed (Other)	10
	Holding offer	50
	Free to be placed in Clearing	470
Direct to Clearing	Placed (Direct to Clearing)	0
	Other (Direct to Clearing)	10
All applicants	Placed	90

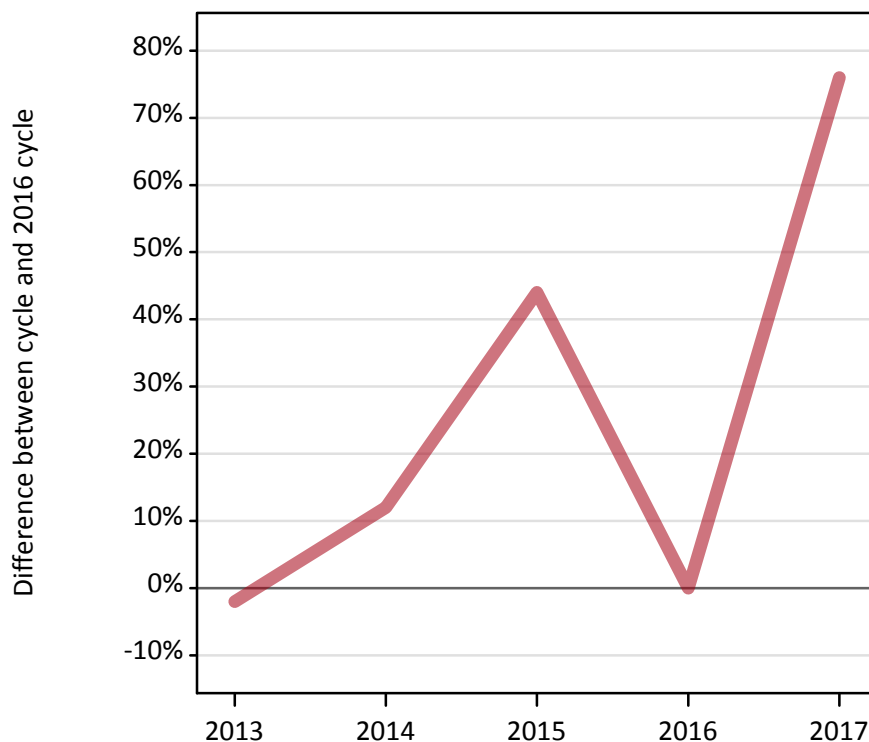
AB.2 Summary of nursing applicants who are placed, holding offers or free to be placed in Clearing (outside the EU)



AB.3 Placed applicants to nursing from outside the EU: 4 days after A level results day

Placed applicants to nursing: difference between cycle and 2016 cycle

Placed



AB.4 Placed applicants to nursing from outside the EU: 4 days after A level results day

Placed applicants to nursing: applicants at 4 days after A level results day

Applicant type	Status	2013	2014	2015	2016	2017
All applicants	Placed	50	60	70	50	90

AB.5 Placed applicants to nursing from outside the EU: 4 days after A level results day

Placed applicants to nursing: difference between cycle and 2016 cycle

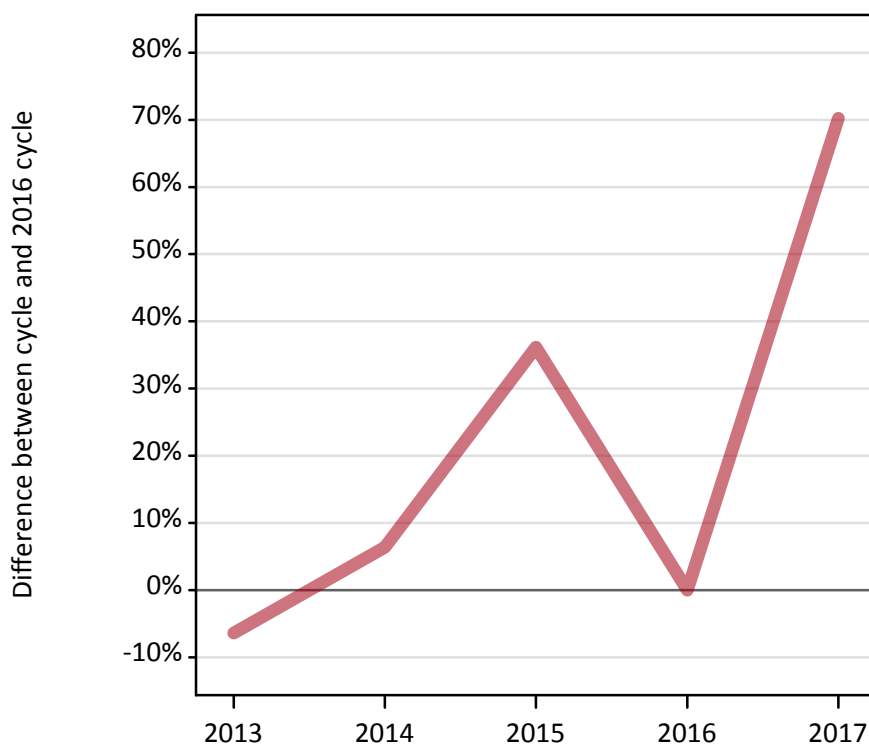
Applicant type	Status	2013	2014	2015	2016	2017
All applicants	Placed	-2%	12%	44%	0%	76%

Note: Percentage changes are not plotted for lines with, on average, fewer than 30 applicants per year. As a result, lines for some, or all, of the states may be missing.

AB.6 Placed main scheme applicants to nursing from outside the EU: 4 days after A level results day

Selected placed routes: difference between cycle and 2016 cycle

- Placed (Clearing)
- Placed (Firm)
- Placed (Insurance)



AB.7 Placed main scheme applicants to nursing from outside the EU: 4 days after A level results day

All Main scheme placed routes (excluding Adjustment): applicants at 4 days after A level results day

Applicant type	Status	2013	2014	2015	2016	2017
Main scheme	Placed (Clearing)	0	0	0	0	0
	Placed (Firm)	40	50	60	50	80
	Placed (Insurance)	0	0	0	0	0
	Placed (Other)	0	0	0	0	10

AB.8 Placed main scheme applicants to nursing from outside the EU: 4 days after A level results day

Selected placed routes: difference between cycle and 2016 cycle

Applicant type	Status	2013	2014	2015	2016	2017
Main scheme	Placed (Clearing)	0%	100%	0%	0%	-100%
	Placed (Firm)	-6%	6%	36%	0%	70%
	Placed (Insurance)	0%	0%	0%	0%	-100%

Note: Percentage changes are not plotted for lines with, on average, fewer than 30 applicants per year. As a result, lines for some, or all, of the states may be missing.

AB.9 Main scheme applicants placed to nursing through adjustment: 4 days after A level results day

Placed through adjustment: difference between cycle and 2016 cycle

[This chart not part of this report]

AB.10 Main scheme applicants placed to nursing through adjustment: 4 days after A level results day

Placed through adjustment: applicants at 4 days after A level results day

Applicant type	Status	2013	2014	2015	2016	2017
Main scheme	Placed (Adjustment)	0	0	0	0	0

AB.11 Main scheme applicants placed to nursing through adjustment: 4 days after A level results day

Placed through adjustment: difference between cycle and 2016 cycle

[This table is not part of this report]

AB.12 Main scheme applicants to nursing not currently placed from outside the EU: 4 days after A level results day
 Applicants in unplaced states: difference between cycle and 2016 cycle

— Holding offer
— Free to be placed in Clearing



AB.13 Main scheme applicants to nursing not currently placed from outside the EU: 4 days after A level results day
 Applicants in unplaced states: applicants at 4 days after A level results day

Applicant type	Status	2013	2014	2015	2016	2017
Main scheme	Holding offer	30	20	30	30	50
	Free to be placed in Clearing	360	420	420	360	470

AB.14 Main scheme applicants to nursing not currently placed from outside the EU: 4 days after A level results day
 Applicants in unplaced states: difference between cycle and 2016 cycle

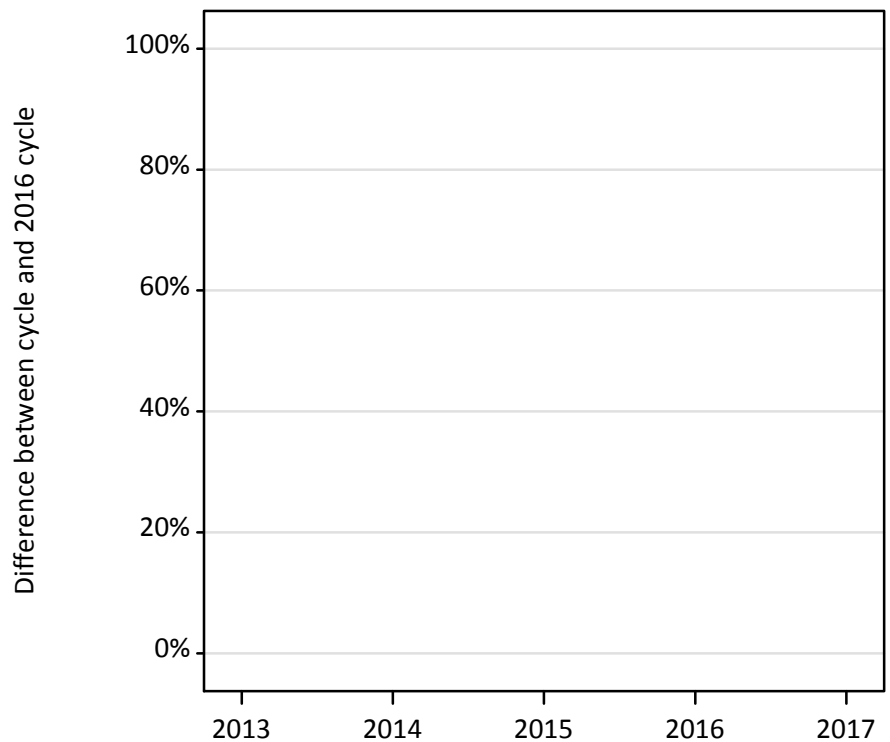
Applicant type	Status	2013	2014	2015	2016	2017
Main scheme	Holding offer	-6%	-28%	-6%	0%	47%
	Free to be placed in Clearing	1%	18%	17%	0%	32%

Note: Percentage changes are not plotted for lines with, on average, fewer than 30 applicants per year. As a result, lines for some, or all, of the states may be missing.

AB.15 Direct to Clearing applicants from outside the EU: 4 days after A level results day

Placed (Direct to Clearing): difference between cycle and 2016 cycle

Placed (Direct to Clearing)



AB.16 Direct to Clearing applicants from outside the EU: 4 days after A level results day

Direct to Clearing 4 days after A level results day

Applicant type	Status	2013	2014	2015	2016	2017
Direct to Clearing	Placed (Direct to Clearing)	0	0	0	0	0
	Other (Direct to Clearing)	0	0	0	0	10

AB.17 Direct to Clearing applicants from outside the EU: 4 days after A level results day

Placed (Direct to Clearing): difference between cycle and 2016 cycle

Applicant type	Status	2013	2014	2015	2016	2017
Direct to Clearing	Placed (Direct to Clearing)	0%	0%	.	0%	0%

Note: Percentage changes are not plotted for lines with, on average, fewer than 30 applicants per year. As a result, lines for some, or all, of the states may be missing.