

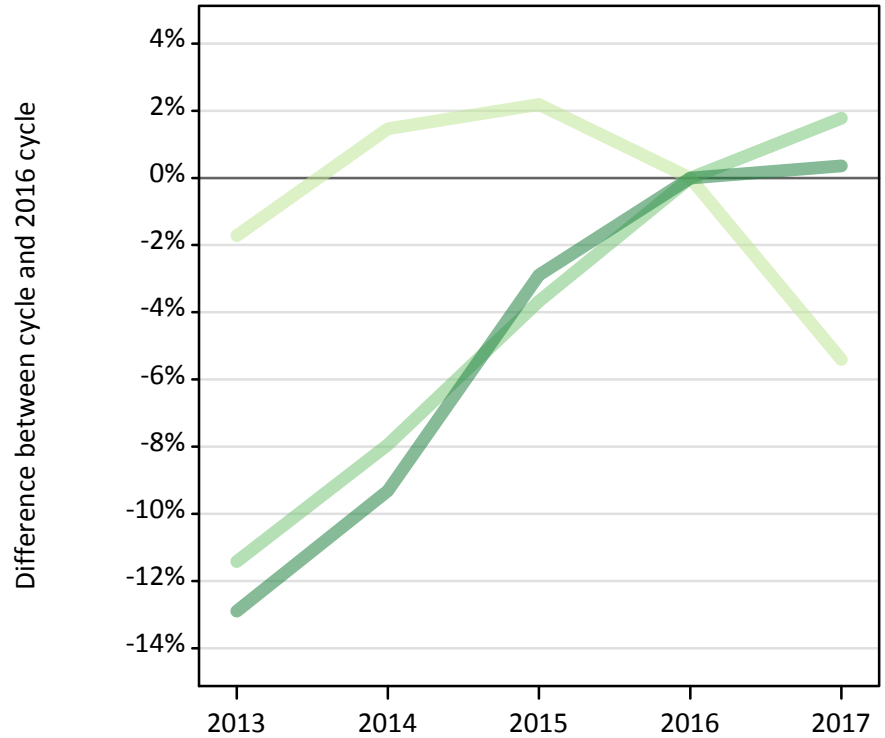
# Daily Clearing Analysis: Tariff

Analysis at 00:05 on Thursday 31 August 2017 (14 days after A level results day)

## T.1 Placed applicants from all domiciles by tariff group: 14 days after A level results day

Placed applicants: change relative to 2016 cycle totals

- Lower tariff
- Medium tariff
- Higher tariff



## T.2 Placed applicants from all domiciles by tariff group: 14 days after A level results day

Applicant Status	Tariff group	2013	2014	2015	2016	2017
Placed	Lower tariff	183,850	189,790	191,140	187,050	176,950
	Medium tariff	144,370	150,040	156,990	162,980	165,880
	Higher tariff	129,110	134,430	143,950	148,240	148,770

## T.3 Placed applicants from all domiciles by tariff group: 14 days after A level results day

Placed applicants: change relative to 2016 cycle totals

Applicant Status	Tariff group	2013	2014	2015	2016	2017
Placed	Lower tariff	-2%	1%	2%	0%	-5%
	Medium tariff	-11%	-8%	-4%	0%	2%
	Higher tariff	-13%	-9%	-3%	0%	0%

## T.4 Placed applicants from all domiciles by tariff group: 14 days after A level results day

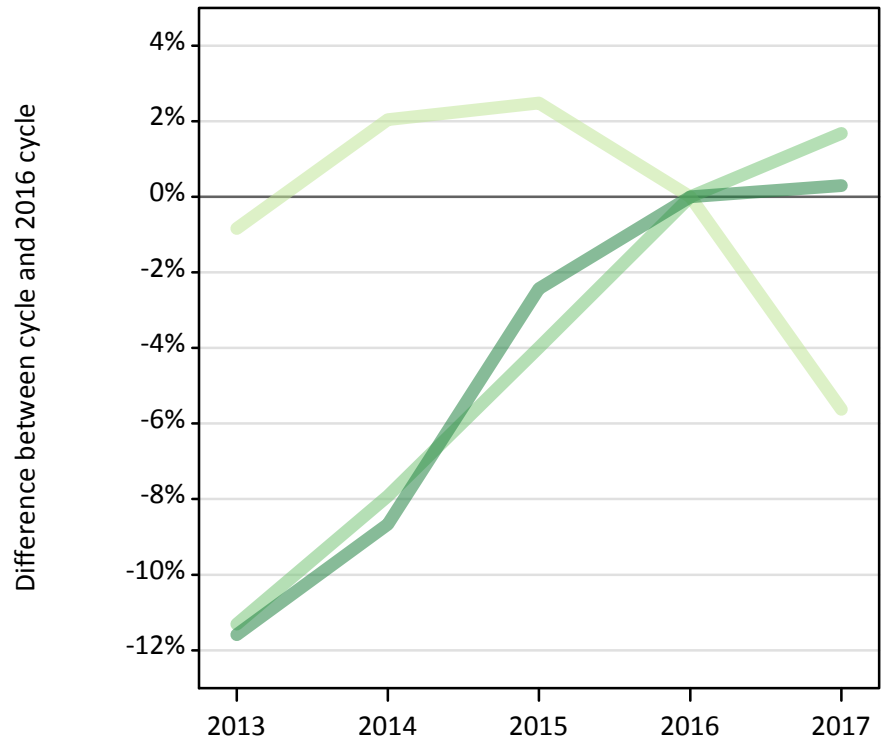
Placed applicants: absolute change relative to 2016 cycle totals

Applicant Status	Tariff group	2013	2014	2015	2016	2017
Placed	Lower tariff	-3,210	2,740	4,090	0	-10,110
	Medium tariff	-18,610	-12,940	-5,990	0	2,900
	Higher tariff	-19,130	-13,810	-4,290	0	540

### T.5 Placed applicants from the UK by tariff group: 14 days after A level results day

Placed applicants: change relative to 2016 cycle totals

■ Lower tariff  
■ Medium tariff  
■ Higher tariff



### T.6 Placed applicants from the UK by tariff group: 14 days after A level results day

Applicant Status	Tariff group	2013	2014	2015	2016	2017
Placed	Lower tariff	172,940	177,960	178,730	174,400	164,590
	Medium tariff	127,940	132,840	138,510	144,260	146,680
	Higher tariff	102,160	105,530	112,730	115,550	115,890

### T.7 Placed applicants from the UK by tariff group: 14 days after A level results day

Placed applicants: change relative to 2016 cycle totals

Applicant Status	Tariff group	2013	2014	2015	2016	2017
Placed	Lower tariff	-1%	2%	2%	0%	-6%
	Medium tariff	-11%	-8%	-4%	0%	2%
	Higher tariff	-12%	-9%	-2%	0%	0%

### T.8 Placed applicants from the UK by tariff group: 14 days after A level results day

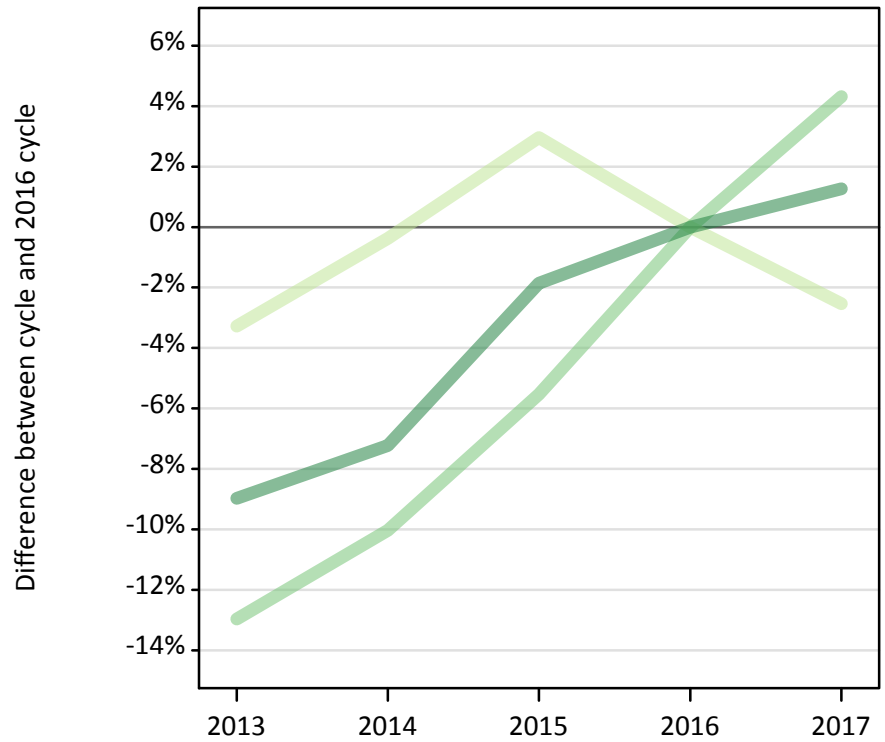
Placed applicants: absolute change relative to 2016 cycle totals

Applicant Status	Tariff group	2013	2014	2015	2016	2017
Placed	Lower tariff	-1,460	3,560	4,330	0	-9,810
	Medium tariff	-16,320	-11,420	-5,750	0	2,420
	Higher tariff	-13,390	-10,010	-2,810	0	350

### T.9 Placed 18 year old applicants from the UK by tariff group: 14 days after A level results day

Placed 18 year old applicants: change relative to 2016 cycle totals

■ Lower tariff  
■ Medium tariff  
■ Higher tariff



### T.10 Placed 18 year old applicants from the UK by tariff group: 14 days after A level results day

Applicant Status	Tariff group	2013	2014	2015	2016	2017
Placed	Lower tariff	75,250	77,510	80,110	77,800	75,830
	Medium tariff	68,970	71,290	74,860	79,250	82,670
	Higher tariff	72,990	74,390	78,700	80,190	81,200

### T.11 Placed 18 year old applicants from the UK by tariff group: 14 days after A level results day

Placed 18 year old applicants: change relative to 2016 cycle totals

Applicant Status	Tariff group	2013	2014	2015	2016	2017
Placed	Lower tariff	-3%	-0%	3%	0%	-3%
	Medium tariff	-13%	-10%	-6%	0%	4%
	Higher tariff	-9%	-7%	-2%	0%	1%

### T.12 Placed 18 year old applicants from the UK by tariff group: 14 days after A level results day

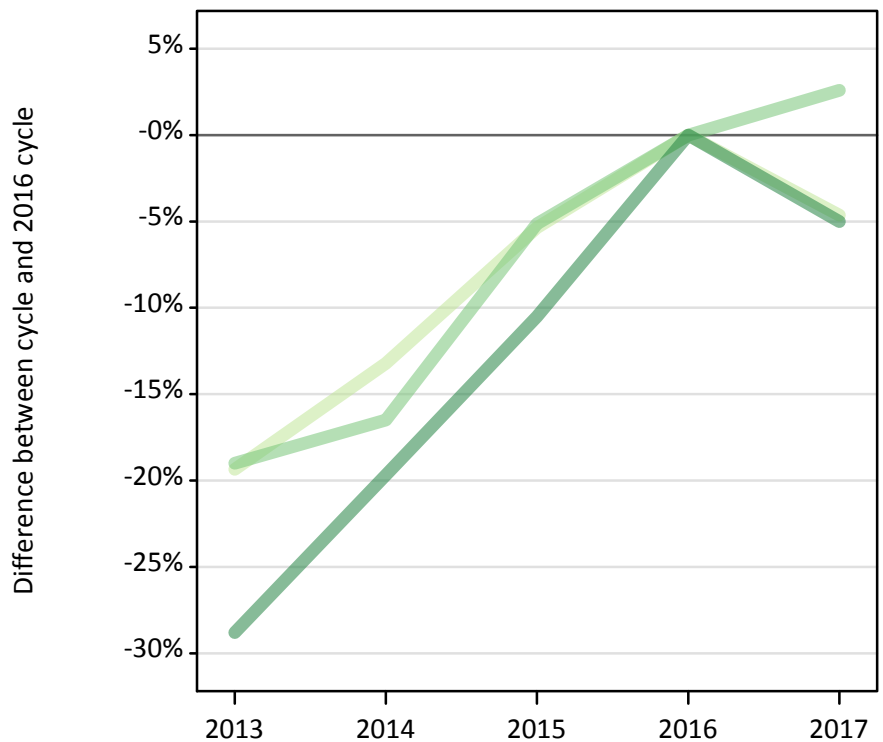
Placed 18 year old applicants: absolute change relative to 2016 cycle totals

Applicant Status	Tariff group	2013	2014	2015	2016	2017
Placed	Lower tariff	-2,550	-290	2,310	0	-1,970
	Medium tariff	-10,270	-7,950	-4,380	0	3,420
	Higher tariff	-7,200	-5,800	-1,490	0	1,010

### T.13 Placed applicants from the EU (excluding the UK) by tariff group: 14 days after A level results day

Placed applicants: change relative to 2016 cycle totals

■ Lower tariff  
■ Medium tariff  
■ Higher tariff



### T.14 Placed applicants from the EU (excluding the UK) by tariff group: 14 days after A level results day

Applicant Status	Tariff group	2013	2014	2015	2016	2017
Placed	Lower tariff	6,830	7,340	8,010	8,460	8,070
	Medium tariff	7,320	7,540	8,570	9,030	9,270
	Higher tariff	8,770	9,890	11,030	12,320	11,700

### T.15 Placed applicants from the EU (excluding the UK) by tariff group: 14 days after A level results day

Placed applicants: change relative to 2016 cycle totals

Applicant Status	Tariff group	2013	2014	2015	2016	2017
Placed	Lower tariff	-19%	-13%	-5%	0%	-5%
	Medium tariff	-19%	-16%	-5%	0%	3%
	Higher tariff	-29%	-20%	-11%	0%	-5%

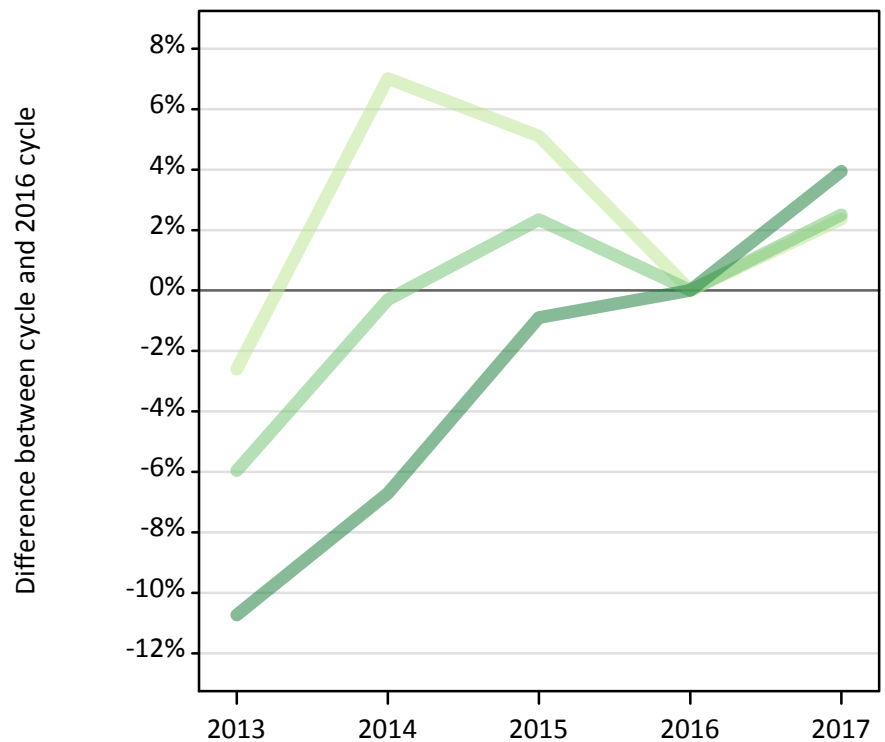
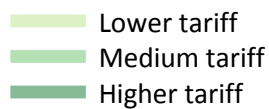
### T.16 Placed applicants from the EU (excluding the UK) by tariff group: 14 days after A level results day

Placed applicants: absolute change relative to 2016 cycle totals

Applicant Status	Tariff group	2013	2014	2015	2016	2017
Placed	Lower tariff	-1,640	-1,120	-450	0	-390
	Medium tariff	-1,720	-1,490	-470	0	230
	Higher tariff	-3,550	-2,430	-1,290	0	-620

### T.17 Placed applicants from overseas (not EU) by tariff group: 14 days after A level results day

Placed applicants: change relative to 2016 cycle totals



### T.18 Placed applicants from overseas (not EU) by tariff group: 14 days after A level results day

Applicant Status	Tariff group	2013	2014	2015	2016	2017
Placed	Lower tariff	4,080	4,480	4,400	4,190	4,290
	Medium tariff	9,110	9,660	9,910	9,690	9,930
	Higher tariff	18,190	19,010	20,190	20,370	21,180

### T.19 Placed applicants from overseas (not EU) by tariff group: 14 days after A level results day

Placed applicants: change relative to 2016 cycle totals

Applicant Status	Tariff group	2013	2014	2015	2016	2017
Placed	Lower tariff	-3%	7%	5%	0%	2%
	Medium tariff	-6%	-0%	2%	0%	2%
	Higher tariff	-11%	-7%	-1%	0%	4%

### T.20 Placed applicants from overseas (not EU) by tariff group: 14 days after A level results day

Placed applicants: absolute change relative to 2016 cycle totals

Applicant Status	Tariff group	2013	2014	2015	2016	2017
Placed	Lower tariff	-110	290	210	0	100
	Medium tariff	-580	-30	230	0	240
	Higher tariff	-2,190	-1,370	-180	0	800