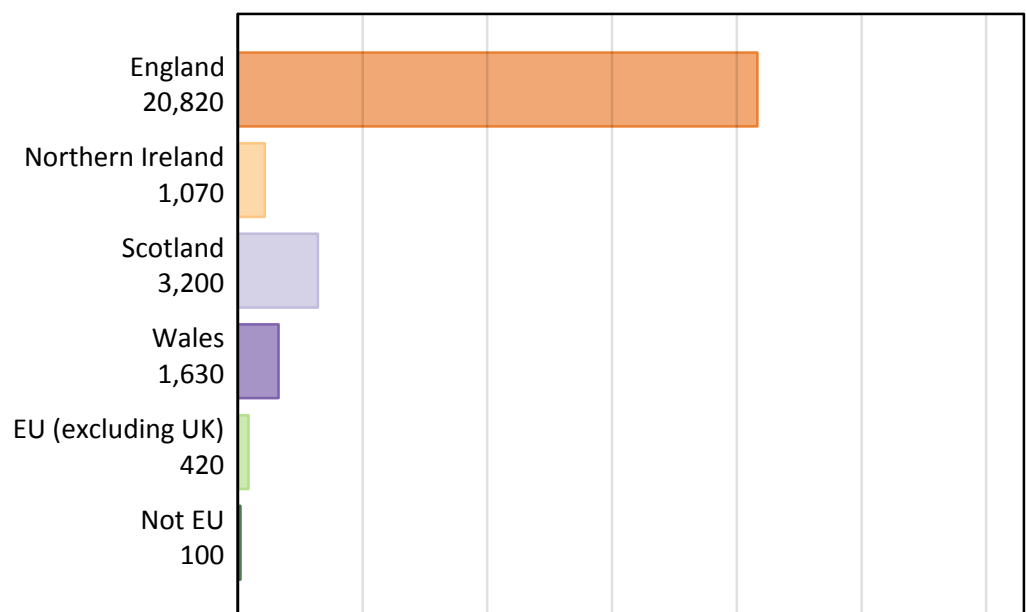


B7 Nursing analysis at 00:05 on Thursday 14 September 2017 (28 days after A level results day)
BB.1 Placed applicants to nursing by country of provider and domicile, 2017 cycle


Domicile of applicant	Country of provider				
	England	Northern Ireland	Scotland	Wales	UK
England	20,510				20,820
Northern Ireland	180				1,070
Scotland	20				3,200
Wales	320				1,630
EU (excluding UK)	230				420
Not EU	80				100
All	21,340				27,240

Note that figures for providers in Northern Ireland, Scotland, and Wales are not reported here.

BB.2 Placed applicants to nursing by domicile group

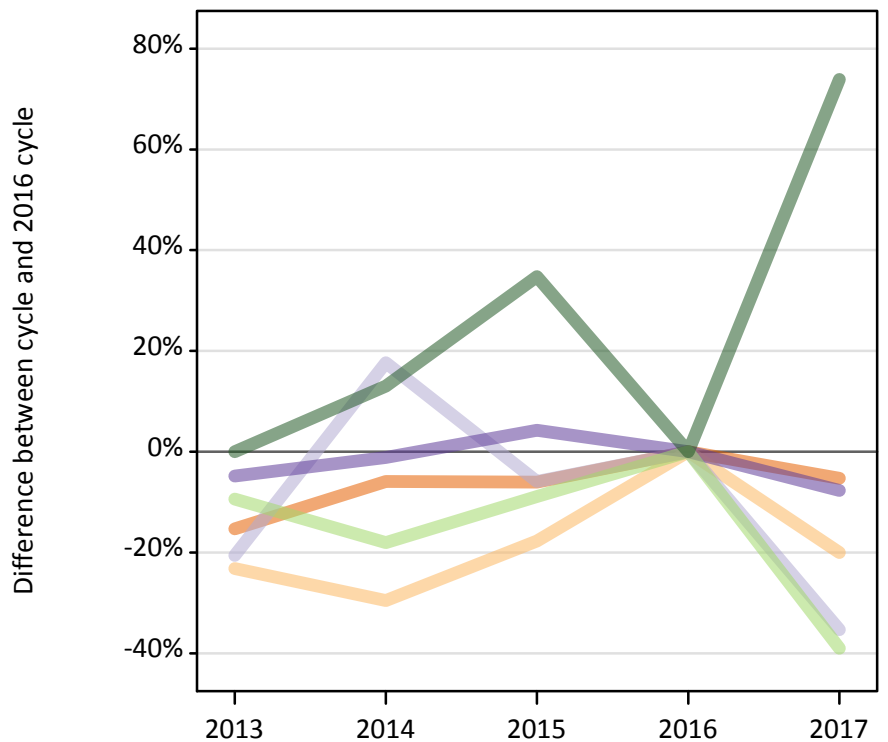



BB.3 Placed applicants to nursing by country of provider



BB.4 Placed applicants to nursing at 28 days after A level results day: providers in England

Selected applicant domiciles: difference between cycle and 2016 cycle (at 28 days after A level results day)



BB.5 Placed applicants to nursing at 28 days after A level results day: providers in England

Placed applicants to nursing by domicile (at 28 days after A level results day)

Domicile of applicant	2013	2014	2015	2016	2017
England	18,330	20,370	20,350	21,660	20,510
Northern Ireland	170	160	180	220	180
Scotland	30	40	30	30	20
Wales	330	350	370	350	320
EU (excluding UK)	340	310	340	370	230
Not EU	50	50	60	50	80

BB.6 Placed applicants to nursing at 28 days after A level results day: providers in England

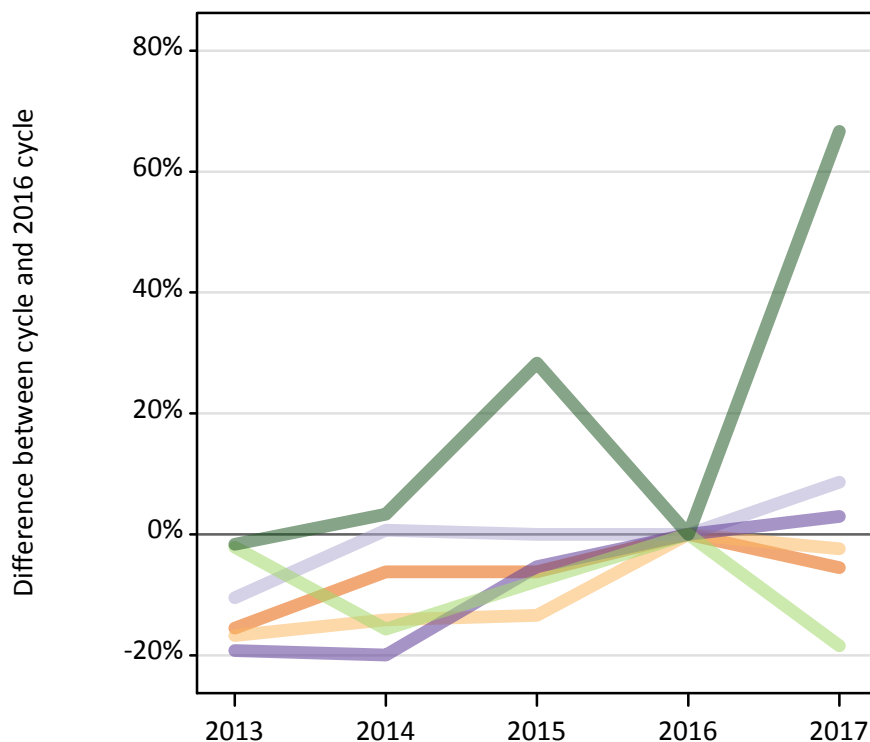

Selected applicant domiciles: difference between cycle and 2016 cycle (at 28 days after A level results day)

Domicile of applicant	2013	2014	2015	2016	2017
England	-15%	-6%	-6%	0%	-5%
Northern Ireland	-23%	-30%	-18%	0%	-20%
Scotland	-21%	18%	-6%	0%	-35%
Wales	-5%	-1%	4%	0%	-8%
EU (excluding UK)	-9%	-18%	-9%	0%	-39%
Not EU	0%	13%	35%	0%	74%

Note: Percentage changes are not plotted for lines with, on average, fewer than 30 placed applicants per year. As a result, lines for some, or all, countries may be missing.

BB.7 Placed applicants to nursing at 28 days after A level results day: providers in the UK

Selected applicant domiciles: difference between cycle and 2016 cycle (at 28 days after A level results day)



BB.8 Placed applicants to nursing at 28 days after A level results day: providers in the UK

Placed applicants to nursing by domicile (at 28 days after A level results day)

Domicile of applicant	2013	2014	2015	2016	2017
England	18,620	20,660	20,670	22,040	20,820
Northern Ireland	910	940	950	1,100	1,070
Scotland	2,640	2,970	2,950	2,950	3,200
Wales	1,280	1,270	1,500	1,580	1,630
EU (excluding UK)	510	440	480	520	420
Not EU	60	60	80	60	100

BB.9 Placed applicants to nursing at 28 days after A level results day: providers in the UK

Selected applicant domiciles: difference between cycle and 2016 cycle (at 28 days after A level results day)

Domicile of applicant	2013	2014	2015	2016	2017
England	-16%	-6%	-6%	0%	-6%
Northern Ireland	-17%	-14%	-13%	0%	-2%
Scotland	-10%	1%	0%	0%	9%
Wales	-19%	-20%	-5%	0%	3%
EU (excluding UK)	-2%	-16%	-8%	0%	-18%
Not EU	-2%	3%	28%	0%	67%

Note: Percentage changes are not plotted for lines with, on average, fewer than 30 placed applicants per year. As a result, lines for some, or all, countries may be missing.