

Our new 2018 search tool

To help you familiarise yourself with the new search tool and its features, we've put together this handy guide, covering:

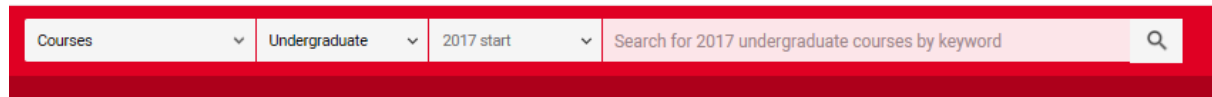
- [how to access the new search tool](#)
- [how to search for courses](#)
- [how to filter search results](#)
- [what a course details page looks like](#)
- [how the shortlist function works](#)
- [how to save a search](#)
- [how to feed back on the new search tool](#)

We hope you find this useful, and welcome your feedback, as we continue to develop this tool.

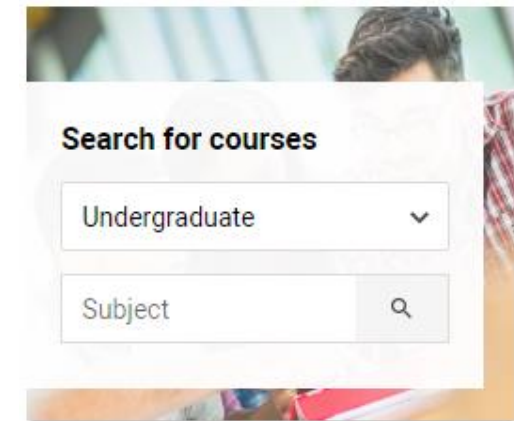
How can I access the new search tool?

Search for courses from the **Search for courses** tile on the ucas.com homepage, or the search bar at the top of the page (see below).

Select the scheme from the drop-down menu (Undergraduate or Conservatoires), and enter the subject you're interested in. Then click the search icon. You'll be taken to the search results and presented with a list of available courses. Completing these fields means you'll only see relevant results for the scheme and subject you're interested in.



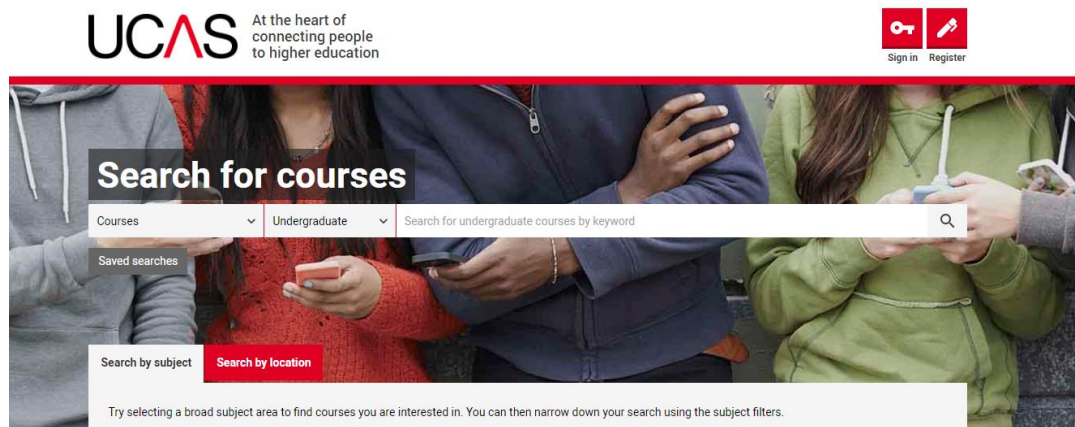
A horizontal search bar with a red background. It contains three dropdown menus: 'Courses', 'Undergraduate', and '2017 start'. To the right of these is a text input field containing the text 'Search for 2017 undergraduate courses by keyword' and a magnifying glass search icon.



A white search tile titled 'Search for courses' with a background image of a student. It features two dropdown menus: 'Undergraduate' and 'Subject'. A magnifying glass search icon is located to the right of the 'Subject' dropdown.

What happens if someone uses a search engine, e.g. Google, to access the search tool?

If you search for 'UCAS search tool' (or similar) via a search engine, you will be sent to our 2018 search tool homepage.



The UCAS search tool homepage. At the top left is the UCAS logo with the tagline 'At the heart of connecting people to higher education'. At the top right are 'Sign in' and 'Register' buttons. The main content area features a 'Search for courses' section with a search bar containing 'Search for undergraduate courses by keyword'. Below the search bar are 'Saved searches' and 'Search by subject' buttons. At the bottom, there is a red 'Search by location' button and a text prompt: 'Try selecting a broad subject area to find courses you are interested in. You can then narrow down your search using the subject filters.'

How can I search for courses in the new search tool?

The UCAS search tool displays information added by universities and colleges. Search results are displayed by relevancy (this is similar to Google), and we match across three main fields: subject, university/college, and course title.

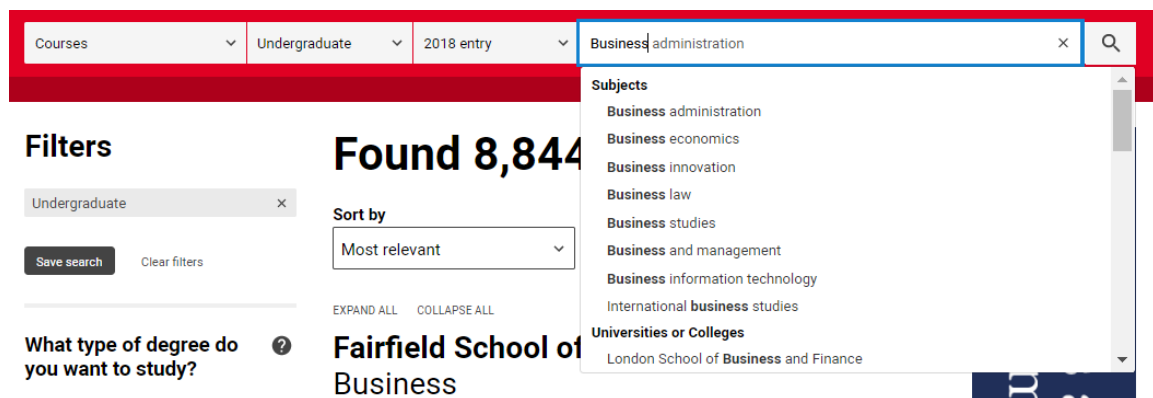
There are two types of search: free text, and autosuggest.

- **Free text search**

Enter your search term in the search bar and hit 'enter'. For example, you could search 'maths at Oxford' or 'law with French', and it will show you relevant courses. A course that matches all three fields (as described above) is more likely to appear towards the top of the results, while a course that only matches a subject search is likely to appear towards the end of the results. For example, if you search for 'business', you will see all business courses first, then other courses that match with business, such as business management, or international business studies.

- **Autosuggest search**

If you start typing 'business' into the search bar, you will see the autosuggest search appear with the three fields in a list: subject, provider, and course title.



If you'd prefer your search results to only show business courses, select the course title.

If you'd like to see more options, press 'enter' and this will show you all courses related to business, with broader options appearing further down the search results list.

You can also use the subject filter on the left-hand side of the search results to view broader subject areas. So, for business, you can select business studies and you will be shown a broader list of subjects you can search for, including finance, and accounting.

- Business and management
 - Business studies
 - Accounting
 - American business studies
 - Business innovation
 - Commerce
 - Customer services
 - e-business
 - European business studies
 - Export
 - Finance
 - Financial services
 - Administration
 - Management
- [Show more results](#)

Can I search by course code?

You cannot search by course code (e.g. A100) in the new search tool. This option was removed because not all universities and colleges use exactly the same code for subjects, and you may not be able to see all the courses relating to a subject. To ensure you get to see all the opportunities related to a particular subject, we have developed the new search tool to filter or search by subject.

How do I filter search results?

There are several filters to choose from on the left-hand side of the screen, including:

- universities and colleges
- subject(s)
- how you want to study – full-time, flexible/part-time, or distance learning
- type of degree – this will be pre-ticked as undergraduate if the **Undergraduate** option is selected from the ucas.com homepage
- level of study – if you access the search tool from the ucas.com homepage and select **Undergraduate** from the drop-down list, you will only be presented with undergraduate courses
- where you want to study

Apply as many filters as you need to narrow down your searches. To remove a filter, simply untick the box.

Will the search tool help identify local universities and colleges?

The search results page allows you to switch between a map and list view (see right).

There is also a filter 'How far do you want to search?' which enables you to enter a postcode, then search by radius (see right).


Tip – We also have a **sort by feature** which allows you to personalise your view. It defaults to relevancy, but there is an option to sort by universities/colleges A-Z, Z-A, or course titles A-Z, Z-A.

The screenshot shows the UCAS search results page for undergraduate courses. The search criteria are set to 'Undergraduate'. The results are sorted by 'Most relevant' and show 4 courses. The first course is 'Oxford Brookes University Accounting and Finance', a Bachelor of Science (with Honours) - BSc (Hons) available in September 2018. The second course is 'Abertay University Environmental Science and Technology', a Bachelor of Science (with Honours) - BSc (Hons) available in August 2018. The third course is 'Bangor University Law with German', a Bachelor of Law (with Honours) - LLB (Hons) available in September 2018. The left-hand side of the page contains filters for 'What type of degree do you want to study?' (Undergraduate selected), 'Which universities and colleges are you considering?' (Oxford Brookes University, Abertay University, Bangor University), and 'What subject(s) are you interested in?' (Accounting, Business and management).

The screenshot shows the 'How far do you want to search?' filter. The search radius is set to '10 miles' from the postcode 'GL52 LZ'. Below this, there is a section for 'Where do you want to study?' with checkboxes for England, Scotland, Northern Ireland, Wales, Channel Islands, and Outside of the UK. The 'Area of England' option is selected.



What does a course details page look like?

To view a course, click the **View** icon .

You'll then see the course and provider details.

Architecture

Oxford Brookes University

This course gives you the opportunity to learn about the architectural design process and develop your professional skills. You will investigate: • the representation of ideas • the relationship between people and the spaces they inhabit • the impact of landscape and city scape on the design of buildings • integration of design concepts with material form and structure • contemporary and future architectural practice. All of these can be found in Oxford, a city full of world-renowned architecture, both historic and contemporary.

Qualification **Bachelor of Arts (with Honours) - BA (Hons)** Study mode **Full-time** Location **Main Site**

Start date **September 2018** Duration **3 years**

Fees

EU	£9,250	Year 1
International	£14,500	Year 1
England	£9,250	Year 1
Northern Ireland	£9,250	Year 1
Scotland	£9,250	Year 1
Wales	£9,250	Year 1

No additional fees or cost information has been supplied for this course, please contact the provider directly.

Modules

In Year 1 you work on design projects and learn the fundamentals of architectural design, including designing in three dimensions, in context, to scale and developing an architectural brief. Parallel teaching includes representational techniques, such as architectural drawing and model-making. You will also be introduced to architectural history and theory, the principles of technology and the architect's role in society. In Years 2 and 3 more complex projects are undertaken in individual design units. Modules in key subjects such as the history and theory of architecture and building technology provide a wider understanding and inform your project work.

Entry requirements

No entry requirements have been provided to UCAS.

Shortlist


Provider contact details

www.brookes.ac.uk
Gipsy Lane Headington Oxford OX3 0BP


Course contact details


[View course details on provider's website](#)

How does the shortlist function work?

Shortlisting allows you to add a course(s) to a smaller list. From this shortlist, you can still view the course details. To shortlist a course, click the **Shortlist** icon  from either the course listings page, or the search results page. This will shortlist (save the course).

To create a shortlist, first you need to register. This is separate to the Apply registration.

The **Register** icon  is available in the top right-hand corner of every page.

Once registered, you simply need to sign in  (also available from the top right-hand corner of every page) to access your shortlist. From here, you'll be taken to your personal dashboard, where you can view your saved searches and shortlisted courses.

Register

- 1
- 2
- 3
- 4
- 5




Registering with UCAS enables us to tailor our content to enhance your experience

First name *

Last name

Next

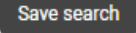
Shortlist

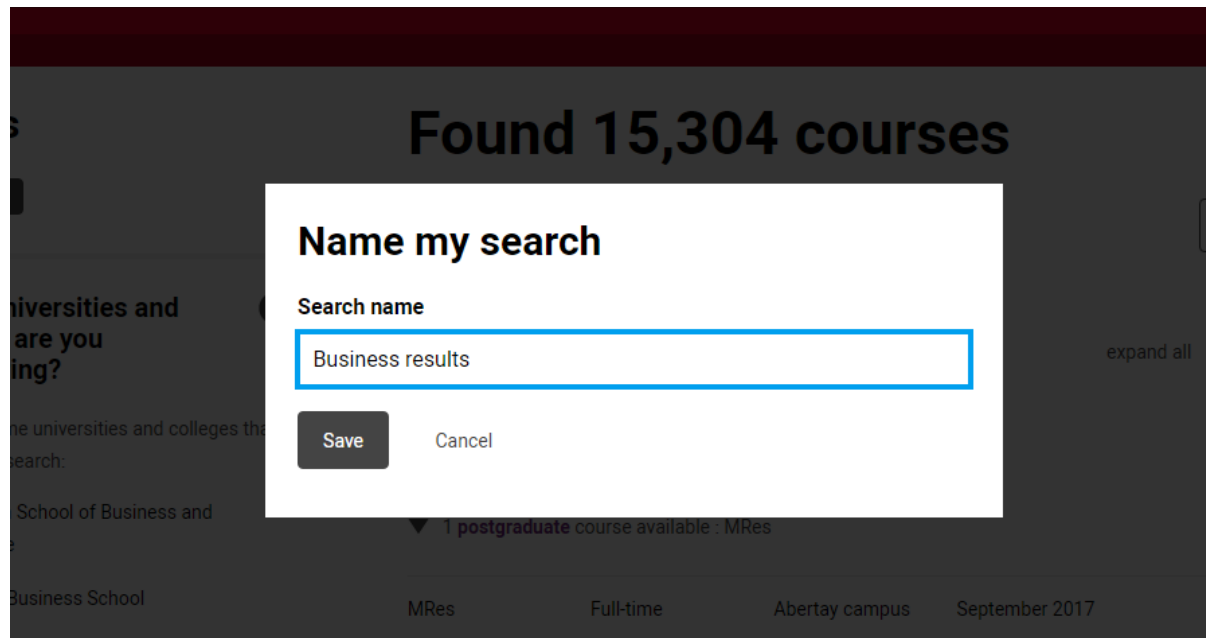
The University of UCAS				
Art				
BA	Full-time	Stroud campus	September 2017	 <input type="button" value="View"/>
University of Greenwich				
Science (Research)				
MPhil	Full-time	Medway Campus		 <input type="button" value="View"/>
Bangor University				
History (Taught)				
MA	Full-time	Bangor Campus	September 2016	 <input type="button" value="View"/>

Saved searches

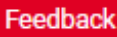
Social sciences to consider	Remove	<input type="button" value="See results"/>
25 April 2017		
Special Art courses	Remove	<input type="button" value="See results"/>
25 April 2017		
UG courses	Remove	<input type="button" value="See results"/>
25 April 2017		
science	Remove	<input type="button" value="See results"/>
25 April 2017		

How do I save a search?

Once signed in, click the 'Save search' icon  (available in the 'Filters' section of the search results page). You'll be asked to name the search, and save it. Once you've done this, the search will be available on your dashboard, next to your shortlisted courses.



How can I feed back on the tool?

We've built our new search tool using feedback from students, advisers, universities, and colleges. We're keen to get as much feedback as possible, so we can continue to improve the tool. Click the  button at the top right of any page in the search tool, and a form will open for you to complete (Internet Explorer users may not be able to see this). Complete the form and click **Submit**.