

# Registered Centre Progression Summary

## Confidential analysis for Registered centres 00000 Example Sixth Form College

Changes in brackets refer to the previous cycle. PP refers to a percentage point change.

Cycle:

2019

Applicants  
514 (-8%)

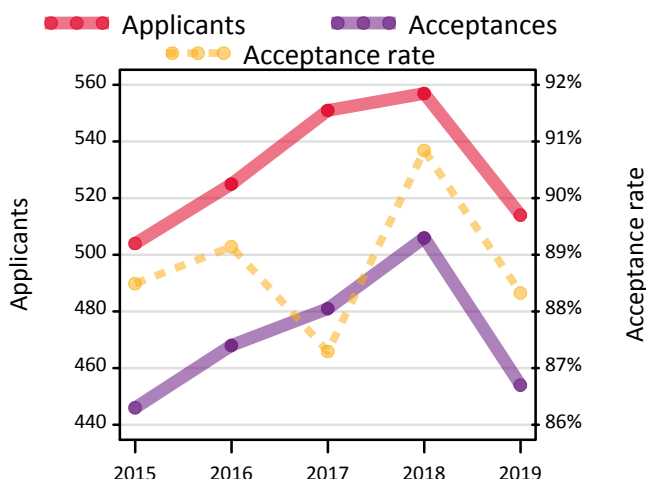
Acceptances  
454 (-10%)

Acceptance Rate  
88% (-3pp)

Offers (Applicants)  
507 (-7%)

Applicant Offer Rate  
99% (+1pp)

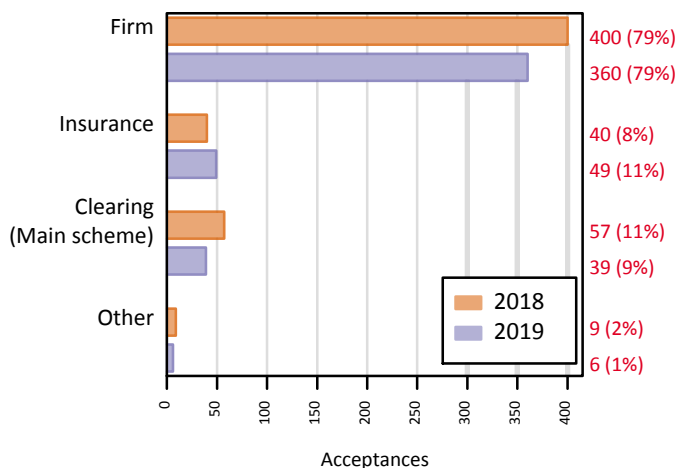
### Applicants and acceptances (2015 — 2019)



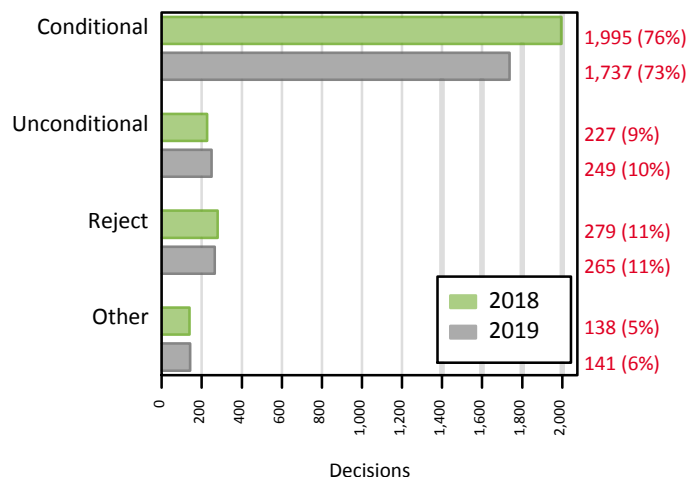
### Deadline applied by

Deadline applied by	2019	2018
Applied by 15 Oct deadline	23%	16%
Applied by 15 Jan deadline	97%	98%
Applied after 15 Jan, before 30 Jun	3%	1%
Applied after 30 Jun deadline	0%	0%

### Acceptance routes



### Provider decisions



### Top 5 HEPs by acceptances (2019 ranking)

2019 2018

University of Liverpool	33	33
Liverpool John Moores University	23	27
University of Manchester	23	13
University of Leeds	21	36
Manchester Metropolitan University	20	27

### Top 5 subjects (CAH3) by acceptances (2019 ranking)

2019

(CAH04-01-01) psychology (non-specific)	19
(CAH21-01-03) design studies	18
(CAH17-01-02) business studies	17
(CAH20-01-01) history	17
(CAH15-01-02) sociology	16

## Technical notes and definitions

### Applicant

A person who has made an application in the UCAS system during the cycle reported. This includes those who submit applications for deferred entry.

### Acceptance / Placed applicant

An applicant who at the end of the cycle has been placed for entry into higher education.

### Acceptance rate

The number of acceptances divided by the number of applicants.

### Main scheme

The main UCAS application scheme through which up to five providers/courses can be applied to. This opens in September and closes to new applications on 30 June the following year.

### Offers (Applicants)

The number of main scheme applicants holding at least one offer as captured at 30 June deadline.

### Applicant Offer Rate

The number of main scheme applicants holding at least one offer divided by the number of main scheme applicants as captured at 30 June deadline.

### Deadline

One of key application deadlines during the UCAS application cycle. May be: 15 October for medicine and dentistry courses or applications to Oxford or Cambridge; 15 January for most undergraduate courses; 24 March for some art and design courses; 30 June for any other main scheme choices. Applicants who apply after 30 June can only enter directly into Clearing.

### Provider decision

Applications are referred to providers who consider the application and return a decision. The decision can be to make an offer (conditional or unconditional) or to reject the application. Applications that are yet to receive a decision are classified as 'Other'. In this report, if an application is withdrawn, it is classified as 'Reject'.

### Acceptance route

Firm Choice, Insurance choice, Main Scheme Clearing, Other Acceptance routes

### Firm Choice

The applicant was accepted to their first choice. In order to be defined as placed at their firm choice, an applicant must have been placed at the provider with which they hold their firm choice at 30 June.

### Insurance Choice

The applicant was accepted to their second choice. In order to be defined as placed at their insurance choice, an applicant must have been placed at the provider with which they hold their insurance choice at 30 June.

### Main Scheme Clearing

An applicant was unsuccessful in the main scheme (i.e. applied before 30 June) and subsequently found a place using Clearing.

### Other Acceptance routes

This includes Other Main Scheme Choice, Direct Clearing, Adjustment, and Extra. For definitions of these, please see the full report.

### Suppression

The proportional change statistics are suppressed if numbers are too small.

If there is no data from either of the years represented on this page, some outputs could be suppressed due to lack of data.

### CAH1 subject group

Common aggregation hierarchy 1, the classification used to categorise HECoS course subject codes into 23 subject groups. A course may be associated with up to 5 individual subject codes each with a respective percentage weight. Summing these weightings can create fractions of offers and applications which, when rounded, may be different to the totals seen elsewhere in the report. For more information about HECoS and the common aggregation hierarchy, go to [www.hesa.ac.uk/innovation/hecos](http://www.hesa.ac.uk/innovation/hecos).

### CAH3 subject Group

Common aggregation hierarchy 3, the classification used to categorise HECoS course subject codes into 167 subject groups. A course may be associated with up to 5 individual subject codes each with a respective percentage weight. Summing these weightings can create fractions of offers and applications which, when rounded, may be different to the totals seen elsewhere in the report. For more information about HECoS and the common aggregation hierarchy, go to [www.hesa.ac.uk/innovation/hecos](http://www.hesa.ac.uk/innovation/hecos).

For more definitions and statistics, see the full Registered Centre Progression Report.