

# Key Statistics report – 2018

UCAS

[School Name] – [School Code]

This page is main scheme only

## Application offer rate

Applications | Percent of total

**2051 | 29%**

## Applicant offer rate

Applicants | Percent of total

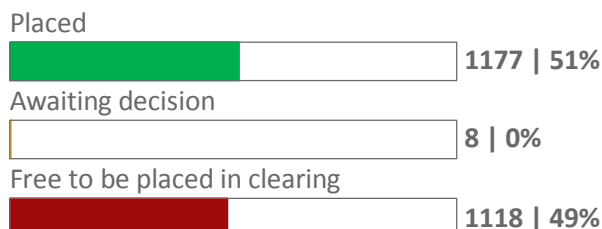
**1362 | 59%**

## Applicant acceptance rate

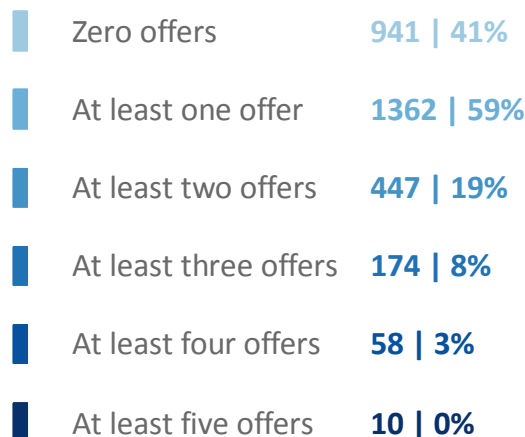
Applicants | Percent of total

**1177 | 51%**

### Applicant Status




### Applicant total offers count




### University/college decisions – Applications




### University/college decisions – Acceptances



### Applicant Reply - Acceptances



### University/college Tariff groups



– PROTOTYPE – CONFIDENTIAL –

### Most applications

University of Strathclyde 349   5%
University of Glasgow 296   4%
University of the West of Scotland 255   4%

### Most offers

University of Strathclyde 90   4%
London South Bank University 58   3%
University of the West of Scotland 58   3%

### Most acceptances

University of Strathclyde 58   5%
University of Glasgow 35   3%
London South Bank University 32   3%

## Technical notes and definitions

### Main scheme

The main UCAS Undergraduate application scheme, through which up to five providers/courses can be applied to. Opens in September and closes to new applications on 30 June.

### Provider Tariff Group

Providers are grouped based on the average levels of attainment of their accepted applicants in recent cycles (summarised through UCAS Tariff points). A provider belongs to either the lower, medium, or higher Tariff group, and each group of providers accounts for around a third of all UK 18 year old acceptances in recent cycles.