

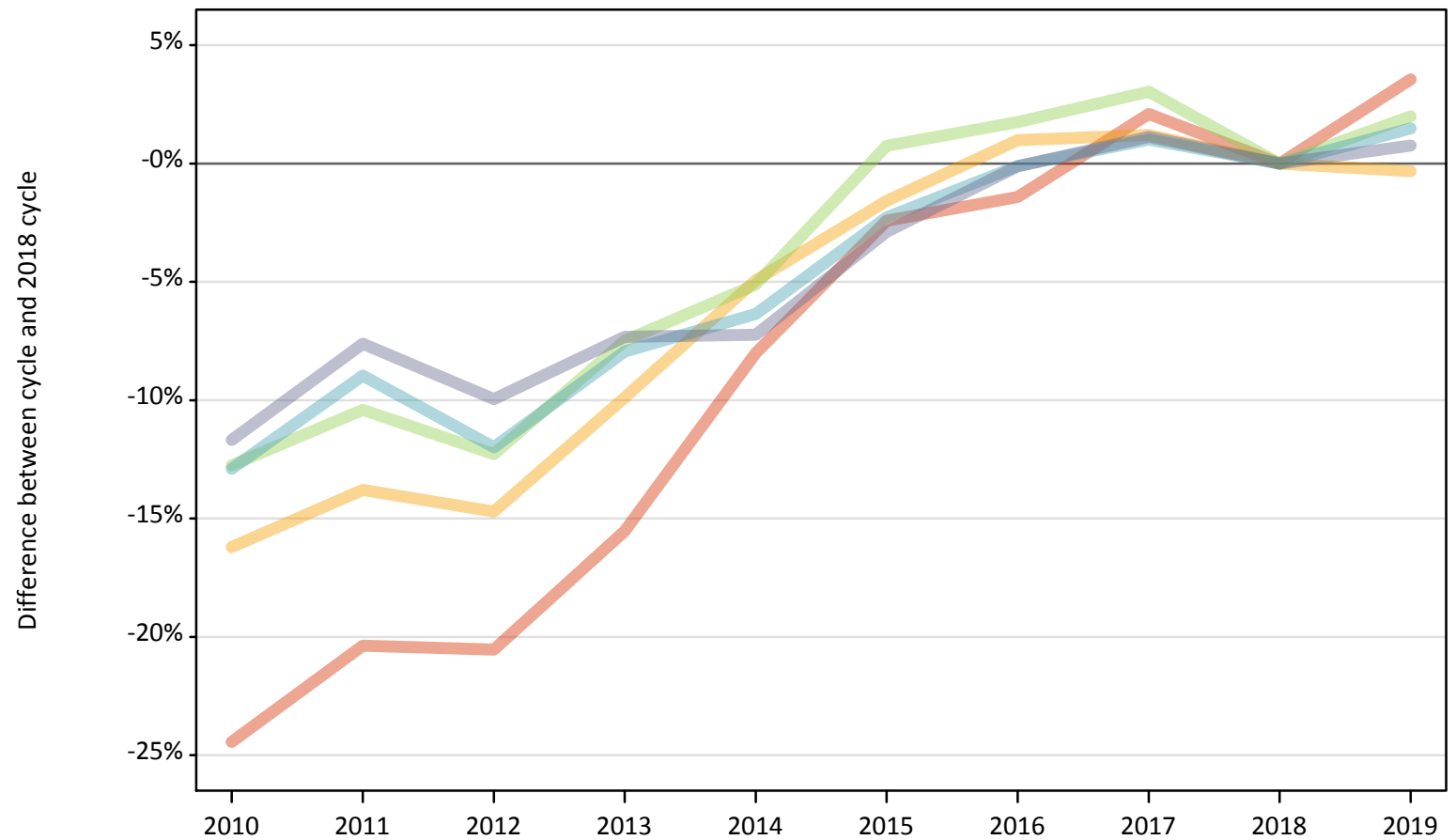
# Daily Clearing Analysis: POLAR4

Analysis at 00:05 on Tuesday 20 August 2019 (5 days after A level results day)

P.1 Placed 18 year old applicants from England by POLAR4 quintile: 5 days after A level results day

Placed 18 year old applicants: change relative to 2018 cycle totals

- Quintile 1
- Quintile 2
- Quintile 3
- Quintile 4
- Quintile 5



Note: The percentage change is not plotted in the above chart for groups with fewer than 30 placed applicants in any one cycle.

### P.2 Placed 18 year old applicants from England by POLAR4 quintile: 5 days after A level results day

Applicant Status	POLAR4	2010	2011	2012	2013	2014	2015	2016	2017	2018	2019
Placed	Quintile 1	16,040	16,900	16,870	17,930	19,530	20,710	20,920	21,670	21,230	21,980
	Quintile 2	24,800	25,520	25,250	26,680	28,140	29,140	29,900	29,960	29,600	29,510
	Quintile 3	31,550	32,390	31,720	33,450	34,310	36,430	36,790	37,260	36,160	36,880
	Quintile 4	39,280	41,060	39,700	41,520	42,240	44,080	45,060	45,560	45,100	45,770
	Quintile 5	57,060	59,680	58,170	59,870	59,920	62,730	64,520	65,330	64,600	65,090

### P.3 Placed 18 year old applicants from England by POLAR4 quintile: 5 days after A level results day

Placed 18 year old applicants: change relative to 2018 cycle totals

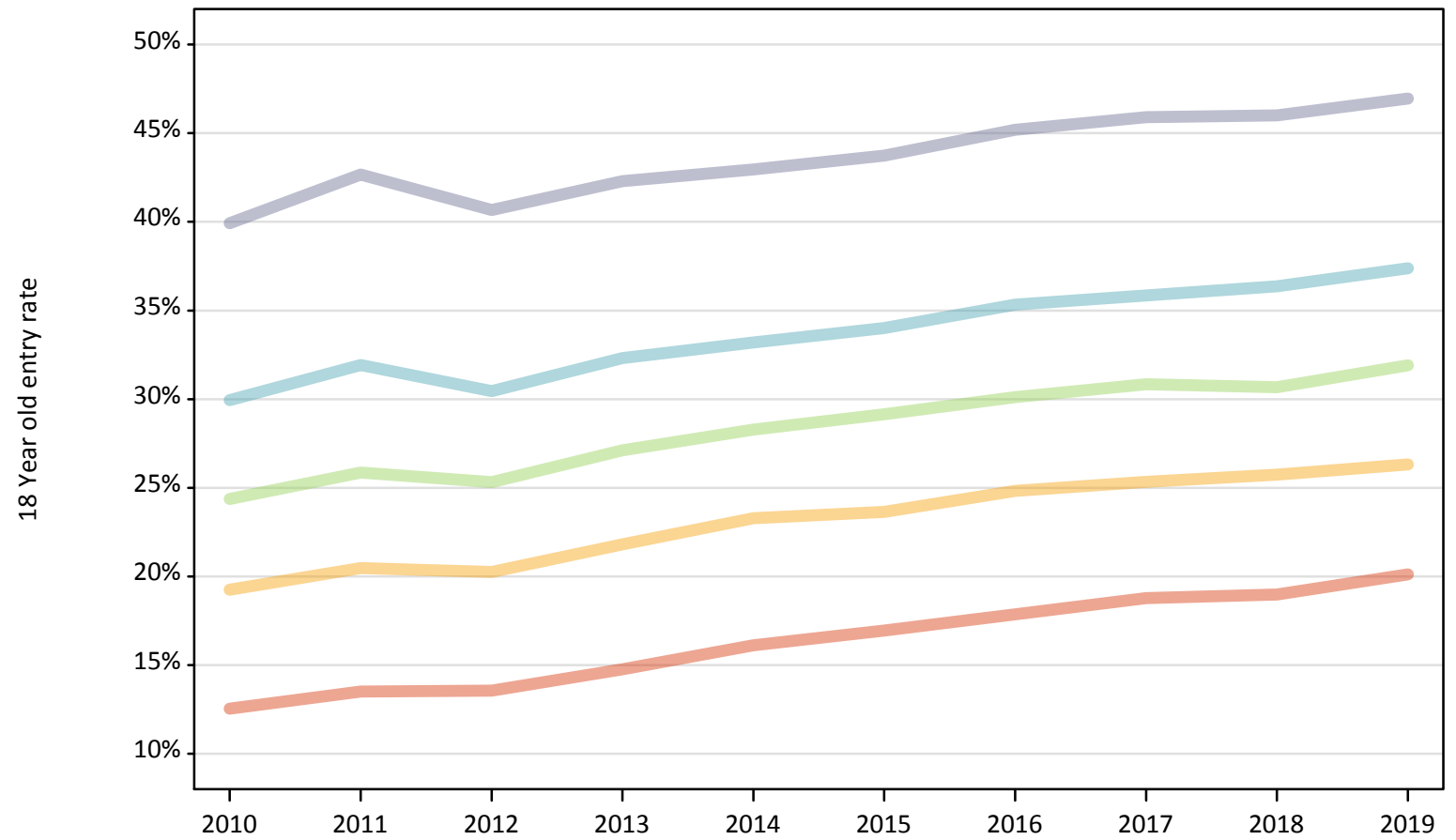
Applicant Status	POLAR4	2010	2011	2012	2013	2014	2015	2016	2017	2018	2019
Placed	Quintile 1	-24%	-20%	-21%	-16%	-8%	-2%	-1%	2%	0%	4%
	Quintile 2	-16%	-14%	-15%	-10%	-5%	-2%	1%	1%	0%	-0%
	Quintile 3	-13%	-10%	-12%	-7%	-5%	1%	2%	3%	0%	2%
	Quintile 4	-13%	-9%	-12%	-8%	-6%	-2%	-0%	1%	0%	1%
	Quintile 5	-12%	-8%	-10%	-7%	-7%	-3%	-0%	1%	0%	1%

Note: The percentage change is not recorded in the above table for groups with fewer than 10 placed applicants in that cycle or in the 2018 cycle.

## P.4 Placed 18 year old applicants from England by POLAR4 quintile: 5 days after A level results day

Placed 18 year old applicants: entry rate

- Quintile 1
- Quintile 2
- Quintile 3
- Quintile 4
- Quintile 5



**P.5 Placed 18 year old applicants from England by POLAR4 quintile: 5 days after A level results day**

Placed 18 year old applicants: entry rate

Applicant Status	POLAR4	2010	2011	2012	2013	2014	2015	2016	2017	2018	2019
Placed	Quintile 1	12.5%	13.5%	13.5%	14.8%	16.1%	16.9%	17.9%	18.8%	19.0%	20.1%
	Quintile 2	19.3%	20.5%	20.2%	21.8%	23.3%	23.6%	24.8%	25.3%	25.7%	26.3%
	Quintile 3	24.4%	25.9%	25.3%	27.1%	28.3%	29.1%	30.1%	30.8%	30.7%	31.9%
	Quintile 4	29.9%	31.9%	30.5%	32.3%	33.2%	34.0%	35.3%	35.9%	36.4%	37.4%
	Quintile 5	39.9%	42.7%	40.7%	42.3%	42.9%	43.7%	45.2%	45.9%	46.0%	47.0%

**P.6 Placed 18 year old applicants from England by POLAR4 quintile: 5 days after A level results day**

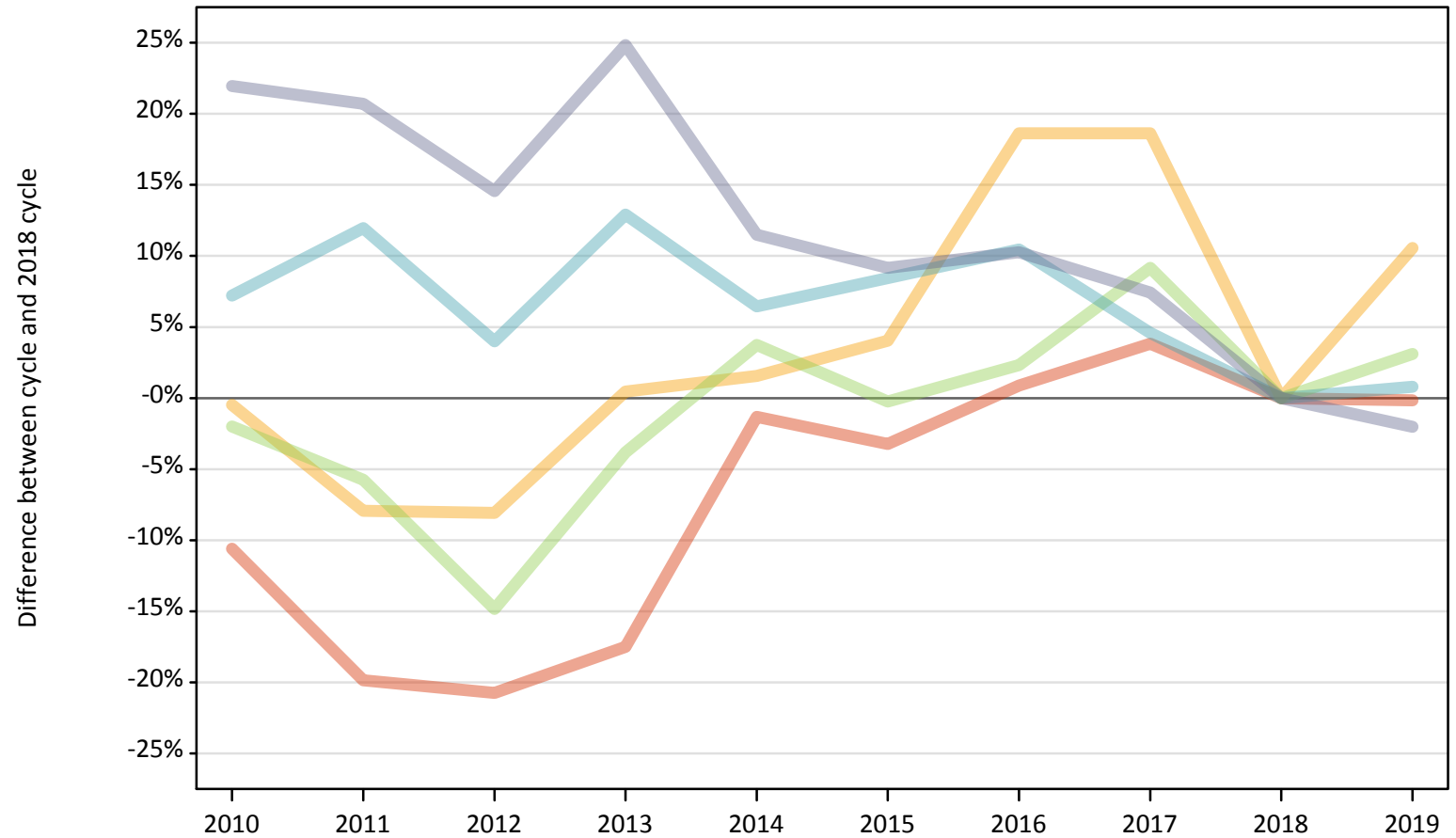
Placed 18 year old applicants: entry rate (indexed to 100 = Quintile 1)

Applicant Status	POLAR4	2010	2011	2012	2013	2014	2015	2016	2017	2018	2019
Placed	Quintile 1	100	100	100	100	100	100	100	100	100	100
	Quintile 2	154	152	149	148	145	139	139	135	136	131
	Quintile 3	194	192	187	184	176	172	169	164	162	159
	Quintile 4	239	236	225	219	206	201	198	191	192	186
	Quintile 5	318	316	300	287	267	258	253	244	242	233

**P.7 Placed 18 year old applicants from Northern Ireland by POLAR4 quintile: 5 days after A level results day**

Placed 18 year old applicants: change relative to 2018 cycle totals

- Quintile 1
- Quintile 2
- Quintile 3
- Quintile 4
- Quintile 5



Note: The percentage change is not plotted in the above chart for groups with fewer than 30 placed applicants in any one cycle.

**P.8 Placed 18 year old applicants from Northern Ireland by POLAR4 quintile: 5 days after A level results day**

Applicant Status	POLAR4	2010	2011	2012	2013	2014	2015	2016	2017	2018	2019
Placed	Quintile 1	610	550	540	560	670	660	690	710	680	680
	Quintile 2	640	590	590	650	650	670	760	760	640	710
	Quintile 3	1,230	1,180	1,070	1,210	1,300	1,250	1,280	1,370	1,250	1,290
	Quintile 4	2,010	2,100	1,950	2,120	1,990	2,030	2,070	1,960	1,870	1,890
	Quintile 5	3,520	3,480	3,300	3,600	3,210	3,150	3,180	3,100	2,880	2,820

**P.9 Placed 18 year old applicants from Northern Ireland by POLAR4 quintile: 5 days after A level results day**

Placed 18 year old applicants: change relative to 2018 cycle totals

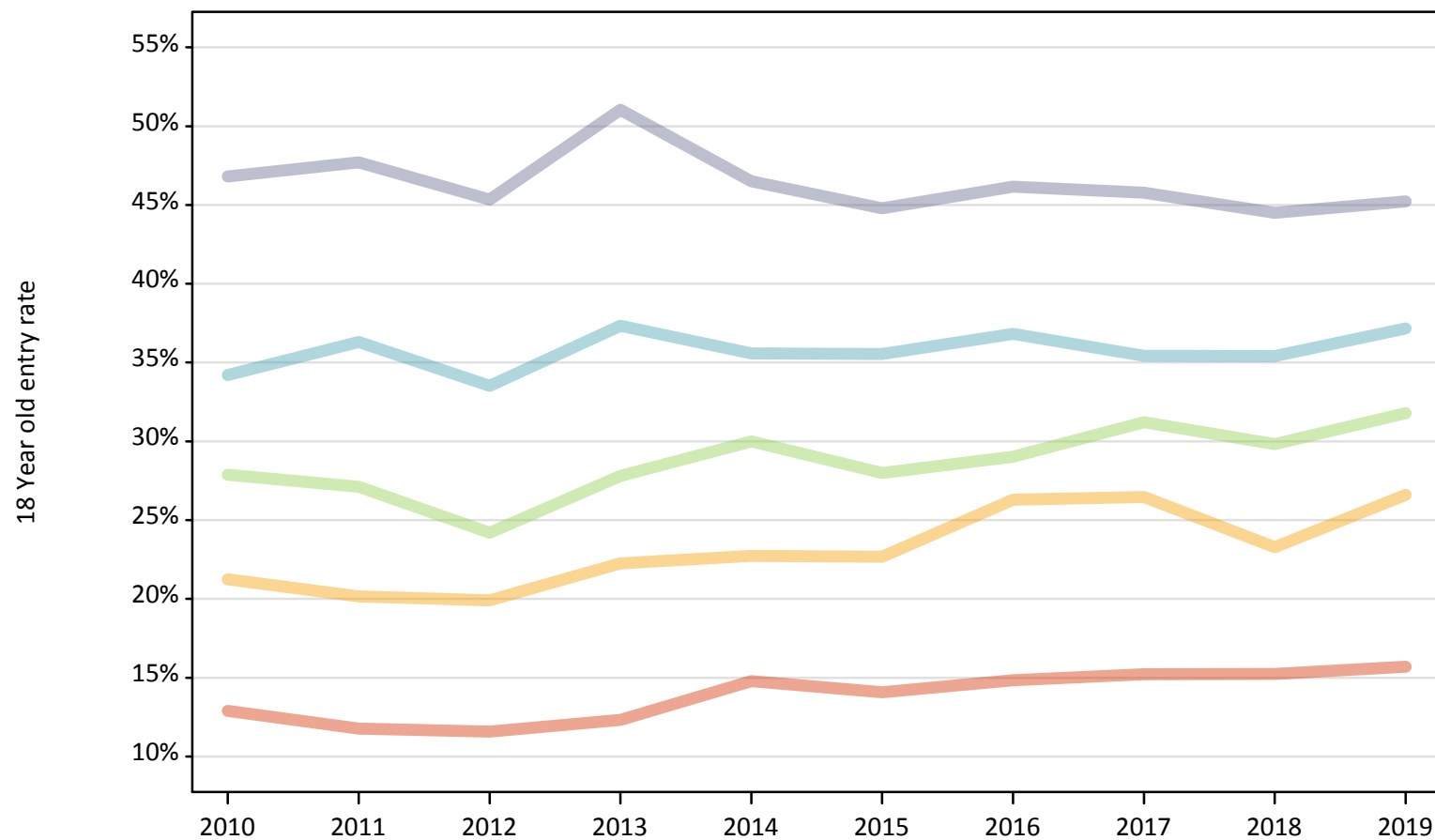
Applicant Status	POLAR4	2010	2011	2012	2013	2014	2015	2016	2017	2018	2019
Placed	Quintile 1	-11%	-20%	-21%	-18%	-1%	-3%	1%	4%	0%	-0%
	Quintile 2	-0%	-8%	-8%	0%	2%	4%	19%	19%	0%	11%
	Quintile 3	-2%	-6%	-15%	-4%	4%	-0%	2%	9%	0%	3%
	Quintile 4	7%	12%	4%	13%	6%	8%	10%	5%	0%	1%
	Quintile 5	22%	21%	15%	25%	11%	9%	10%	7%	0%	-2%

Note: The percentage change is not recorded in the above table for groups with fewer than 10 placed applicants in that cycle or in the 2018 cycle.

## P.10 Placed 18 year old applicants from Northern Ireland by POLAR4 quintile: 5 days after A level results day

Placed 18 year old applicants: entry rate

- Quintile 1
- Quintile 2
- Quintile 3
- Quintile 4
- Quintile 5



**P.11 Placed 18 year old applicants from Northern Ireland by POLAR4 quintile: 5 days after A level results day**

Placed 18 year old applicants: entry rate

Applicant Status	POLAR4	2010	2011	2012	2013	2014	2015	2016	2017	2018	2019
Placed	Quintile 1	12.9%	11.8%	11.6%	12.3%	14.8%	14.1%	14.8%	15.2%	15.2%	15.7%
	Quintile 2	21.2%	20.2%	19.9%	22.3%	22.7%	22.7%	26.3%	26.5%	23.3%	26.6%
	Quintile 3	27.9%	27.1%	24.2%	27.8%	30.0%	28.0%	29.0%	31.2%	29.8%	31.8%
	Quintile 4	34.2%	36.3%	33.5%	37.3%	35.6%	35.5%	36.8%	35.4%	35.4%	37.2%
	Quintile 5	46.8%	47.7%	45.3%	51.0%	46.5%	44.8%	46.2%	45.8%	44.5%	45.2%

**P.12 Placed 18 year old applicants from Northern Ireland by POLAR4 quintile: 5 days after A level results day**

Placed 18 year old applicants: entry rate (indexed to 100 = Quintile 1)

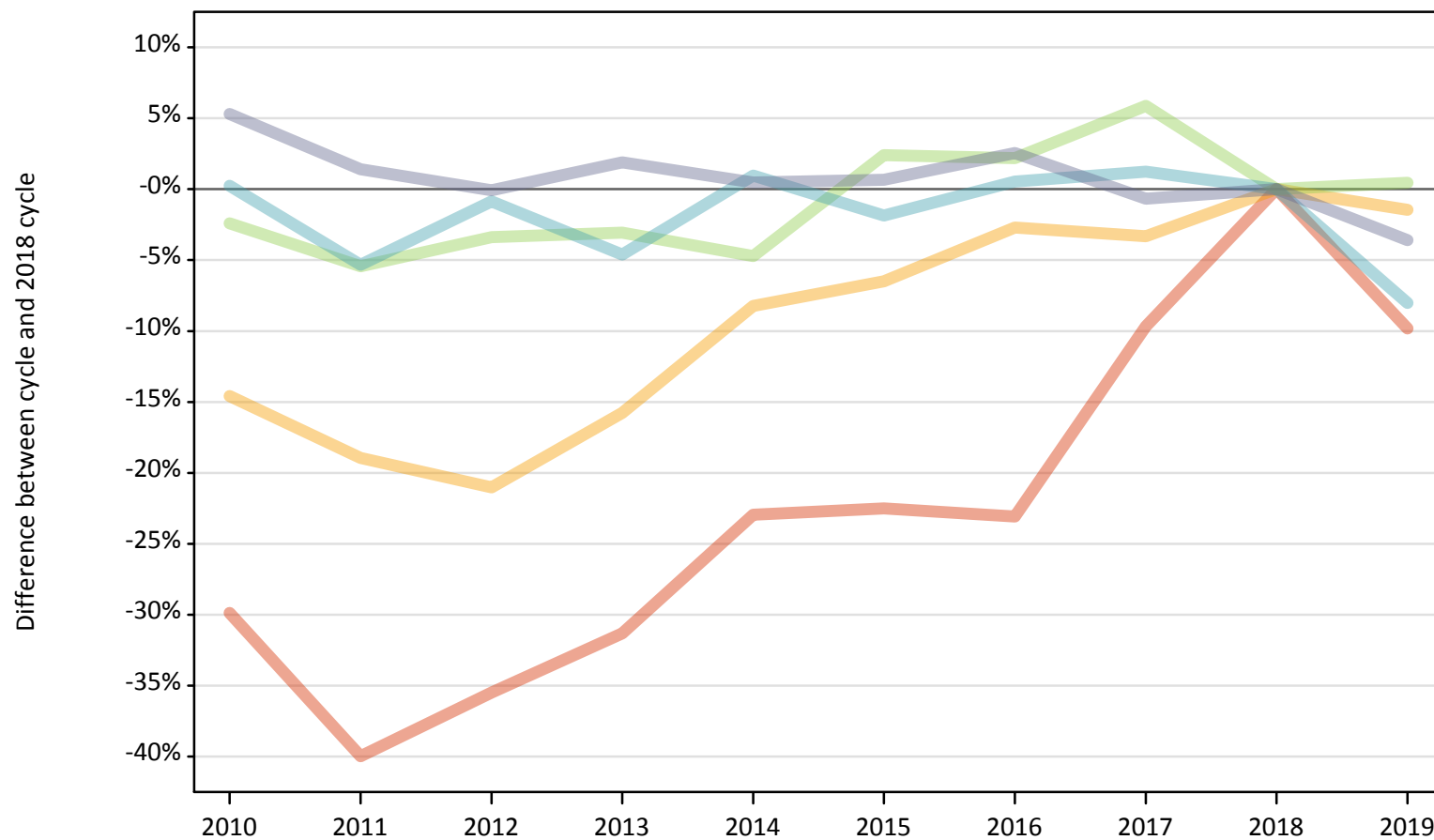
Applicant Status	POLAR4	2010	2011	2012	2013	2014	2015	2016	2017	2018	2019
Placed	Quintile 1	100	100	100	100	100	100	100	100	100	100
	Quintile 2	165	171	172	181	154	161	177	174	153	170
	Quintile 3	216	230	209	226	203	199	196	205	196	202
	Quintile 4	265	308	289	303	241	252	248	233	232	237
	Quintile 5	363	405	391	414	315	318	311	301	292	288



### P.13 Placed 18 year old applicants from Scotland by POLAR4 quintile: 5 days after A level results day

Placed 18 year old applicants: change relative to 2018 cycle totals

- Quintile 1
- Quintile 2
- Quintile 3
- Quintile 4
- Quintile 5



Note: The percentage change is not plotted in the above chart for groups with fewer than 30 placed applicants in any one cycle.

**P.14 Placed 18 year old applicants from Scotland by POLAR4 quintile: 5 days after A level results day**

Applicant Status	POLAR4	2010	2011	2012	2013	2014	2015	2016	2017	2018	2019
Placed	Quintile 1	490	420	450	480	530	540	530	630	690	630
	Quintile 2	1,240	1,170	1,140	1,220	1,330	1,350	1,410	1,400	1,450	1,430
	Quintile 3	2,190	2,120	2,170	2,180	2,140	2,300	2,290	2,380	2,250	2,260
	Quintile 4	3,350	3,160	3,310	3,190	3,370	3,280	3,360	3,380	3,340	3,070
	Quintile 5	7,160	6,890	6,790	6,930	6,830	6,840	6,970	6,750	6,800	6,550

**P.15 Placed 18 year old applicants from Scotland by POLAR4 quintile: 5 days after A level results day**

Placed 18 year old applicants: change relative to 2018 cycle totals

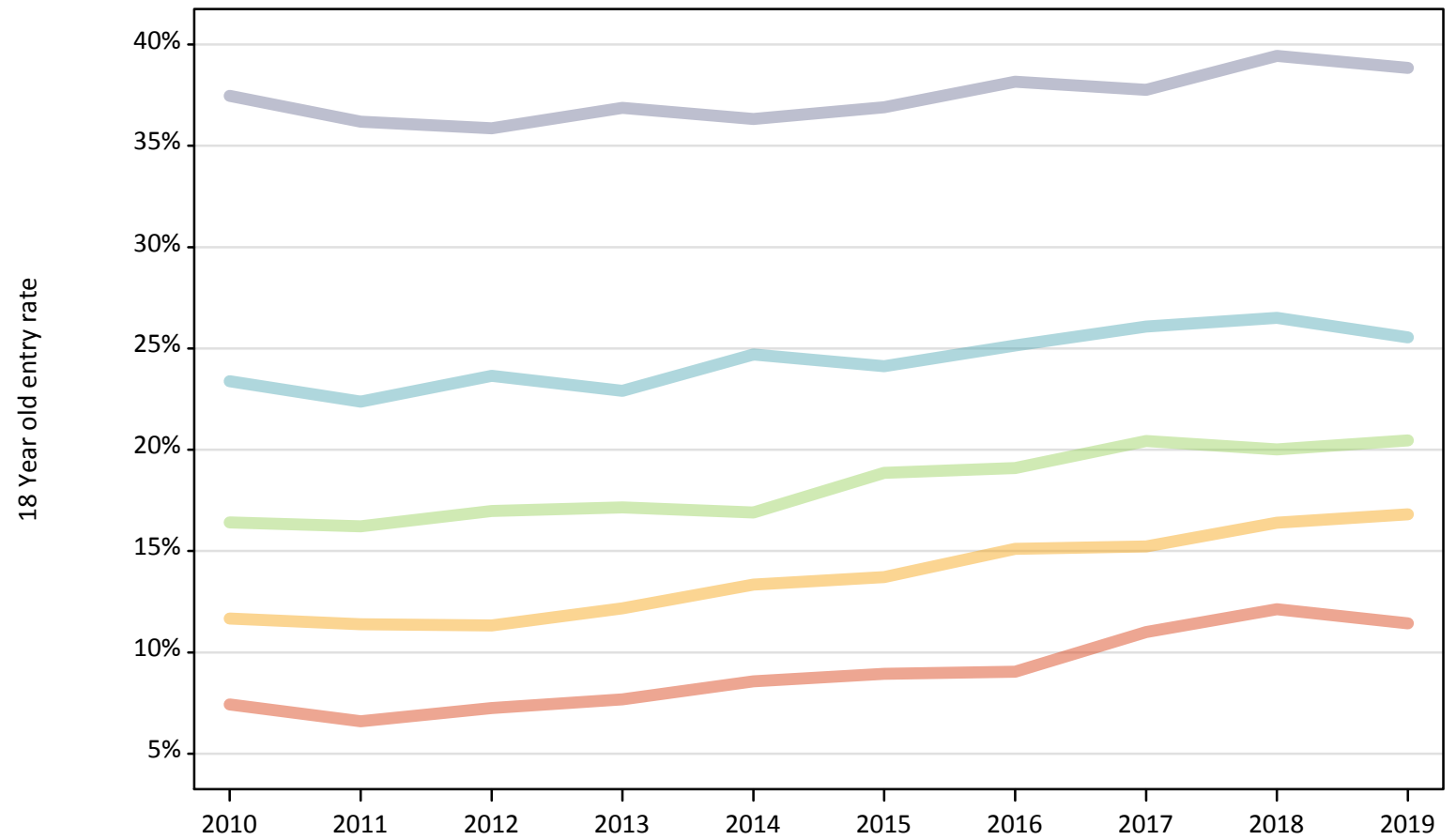
Applicant Status	POLAR4	2010	2011	2012	2013	2014	2015	2016	2017	2018	2019
Placed	Quintile 1	-30%	-40%	-35%	-31%	-23%	-23%	-23%	-10%	0%	-10%
	Quintile 2	-15%	-19%	-21%	-16%	-8%	-7%	-3%	-3%	0%	-1%
	Quintile 3	-2%	-5%	-3%	-3%	-5%	2%	2%	6%	0%	0%
	Quintile 4	0%	-5%	-1%	-5%	1%	-2%	1%	1%	0%	-8%
	Quintile 5	5%	1%	-0%	2%	0%	1%	3%	-1%	0%	-4%

Note: The percentage change is not recorded in the above table for groups with fewer than 10 placed applicants in that cycle or in the 2018 cycle.

**P.16 Placed 18 year old applicants from Scotland by POLAR4 quintile: 5 days after A level results day**

Placed 18 year old applicants: entry rate

- Quintile 1
- Quintile 2
- Quintile 3
- Quintile 4
- Quintile 5



**P.17 Placed 18 year old applicants from Scotland by POLAR4 quintile: 5 days after A level results day**

Placed 18 year old applicants: entry rate

Applicant Status	POLAR4	2010	2011	2012	2013	2014	2015	2016	2017	2018	2019
Placed	Quintile 1	7.4%	6.6%	7.3%	7.7%	8.6%	8.9%	9.0%	11.0%	12.1%	11.4%
	Quintile 2	11.7%	11.4%	11.3%	12.2%	13.3%	13.7%	15.1%	15.2%	16.4%	16.8%
	Quintile 3	16.4%	16.2%	17.0%	17.2%	16.9%	18.9%	19.1%	20.4%	20.0%	20.5%
	Quintile 4	23.4%	22.4%	23.7%	22.9%	24.7%	24.1%	25.1%	26.1%	26.5%	25.6%
	Quintile 5	37.5%	36.2%	35.9%	36.9%	36.3%	36.9%	38.2%	37.8%	39.4%	38.8%

**P.18 Placed 18 year old applicants from Scotland by POLAR4 quintile: 5 days after A level results day**

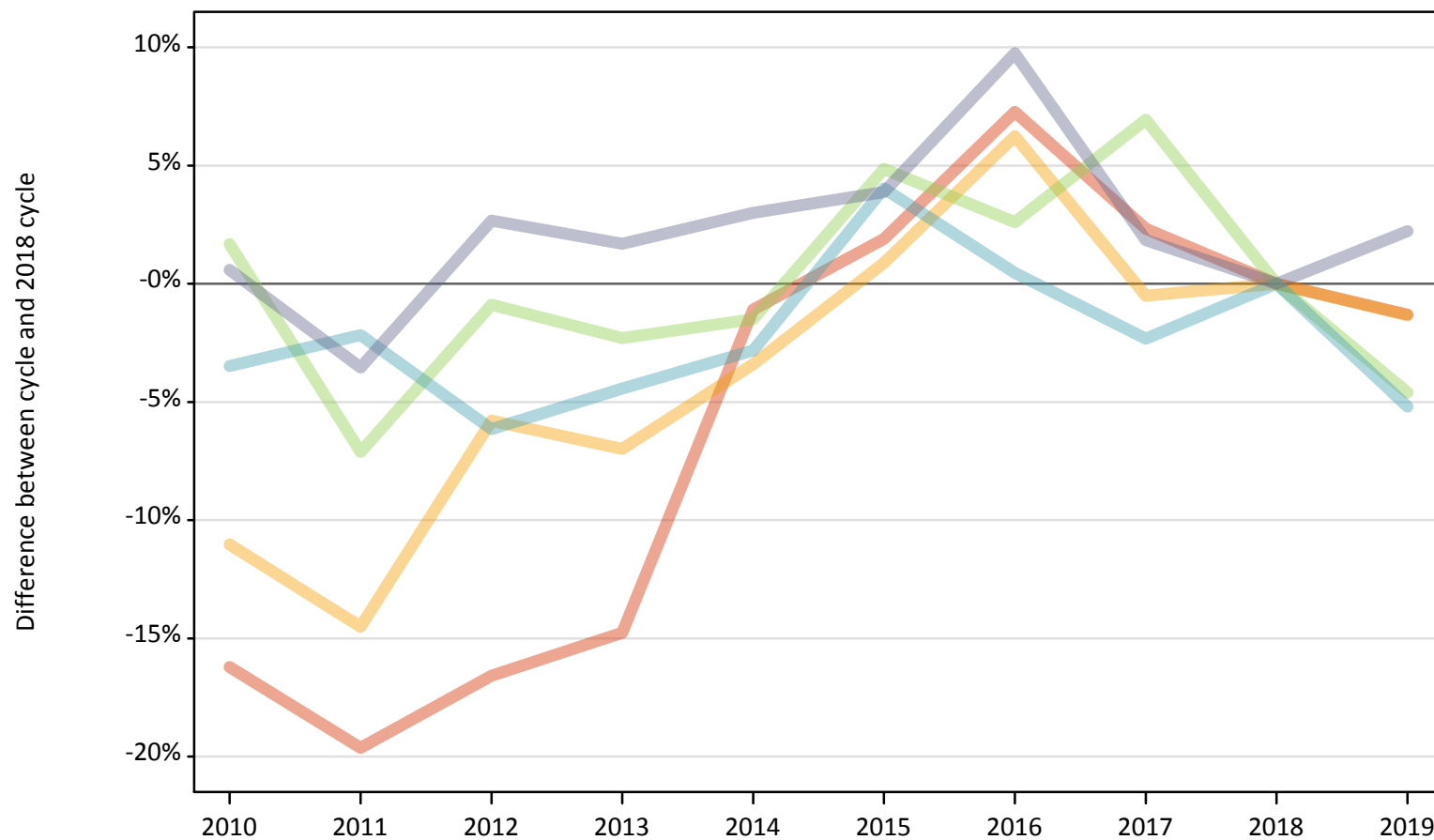
Placed 18 year old applicants: entry rate (indexed to 100 = Quintile 1)

Applicant Status	POLAR4	2010	2011	2012	2013	2014	2015	2016	2017	2018	2019
Placed	Quintile 1	100	100	100	100	100	100	100	100	100	100
	Quintile 2	157	173	156	159	156	153	167	138	135	147
	Quintile 3	221	246	234	224	197	211	211	186	165	179
	Quintile 4	314	339	326	298	288	270	278	237	219	223
	Quintile 5	504	549	494	480	424	412	422	343	325	340

### P.19 Placed 18 year old applicants from Wales by POLAR4 quintile: 5 days after A level results day

Placed 18 year old applicants: change relative to 2018 cycle totals

- Quintile 1
- Quintile 2
- Quintile 3
- Quintile 4
- Quintile 5



Note: The percentage change is not plotted in the above chart for groups with fewer than 30 placed applicants in any one cycle.

**P.20 Placed 18 year old applicants from Wales by POLAR4 quintile: 5 days after A level results day**

Applicant Status	POLAR4	2010	2011	2012	2013	2014	2015	2016	2017	2018	2019
Placed	Quintile 1	1,150	1,110	1,150	1,170	1,360	1,400	1,480	1,410	1,380	1,360
	Quintile 2	1,940	1,860	2,050	2,030	2,100	2,200	2,310	2,170	2,180	2,150
	Quintile 3	2,300	2,100	2,240	2,210	2,230	2,370	2,320	2,420	2,260	2,160
	Quintile 4	1,910	1,940	1,860	1,900	1,930	2,060	1,990	1,940	1,980	1,880
	Quintile 5	2,080	1,990	2,120	2,100	2,130	2,140	2,260	2,100	2,060	2,110

**P.21 Placed 18 year old applicants from Wales by POLAR4 quintile: 5 days after A level results day**

Placed 18 year old applicants: change relative to 2018 cycle totals

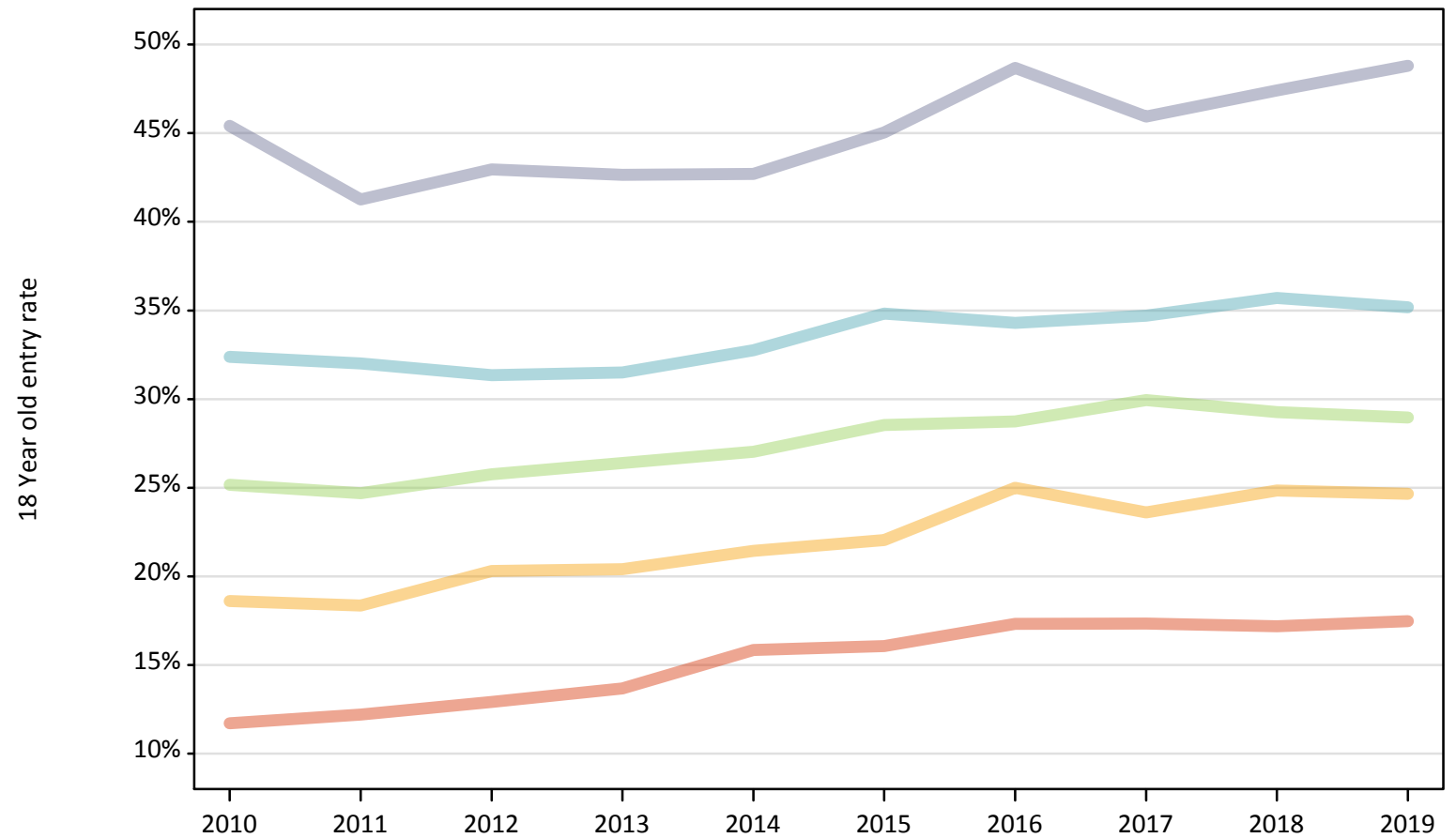
Applicant Status	POLAR4	2010	2011	2012	2013	2014	2015	2016	2017	2018	2019
Placed	Quintile 1	-16%	-20%	-17%	-15%	-1%	2%	7%	2%	0%	-1%
	Quintile 2	-11%	-15%	-6%	-7%	-3%	1%	6%	-1%	0%	-1%
	Quintile 3	2%	-7%	-1%	-2%	-2%	5%	3%	7%	0%	-5%
	Quintile 4	-3%	-2%	-6%	-4%	-3%	4%	0%	-2%	0%	-5%
	Quintile 5	1%	-4%	3%	2%	3%	4%	10%	2%	0%	2%

Note: The percentage change is not recorded in the above table for groups with fewer than 10 placed applicants in that cycle or in the 2018 cycle.

**P.22 Placed 18 year old applicants from Wales by POLAR4 quintile: 5 days after A level results day**

Placed 18 year old applicants: entry rate

- Quintile 1
- Quintile 2
- Quintile 3
- Quintile 4
- Quintile 5



**P.23 Placed 18 year old applicants from Wales by POLAR4 quintile: 5 days after A level results day**

Placed 18 year old applicants: entry rate

Applicant Status	POLAR4	2010	2011	2012	2013	2014	2015	2016	2017	2018	2019
Placed	Quintile 1	11.7%	12.2%	12.9%	13.7%	15.9%	16.1%	17.3%	17.3%	17.2%	17.5%
	Quintile 2	18.6%	18.4%	20.3%	20.4%	21.4%	22.0%	25.0%	23.6%	24.8%	24.7%
	Quintile 3	25.2%	24.7%	25.8%	26.4%	27.0%	28.5%	28.7%	29.9%	29.3%	29.0%
	Quintile 4	32.4%	32.0%	31.3%	31.5%	32.8%	34.8%	34.3%	34.7%	35.7%	35.2%
	Quintile 5	45.4%	41.3%	43.0%	42.6%	42.7%	45.0%	48.7%	45.9%	47.4%	48.8%

**P.24 Placed 18 year old applicants from Wales by POLAR4 quintile: 5 days after A level results day**

Placed 18 year old applicants: entry rate (indexed to 100 = Quintile 1)

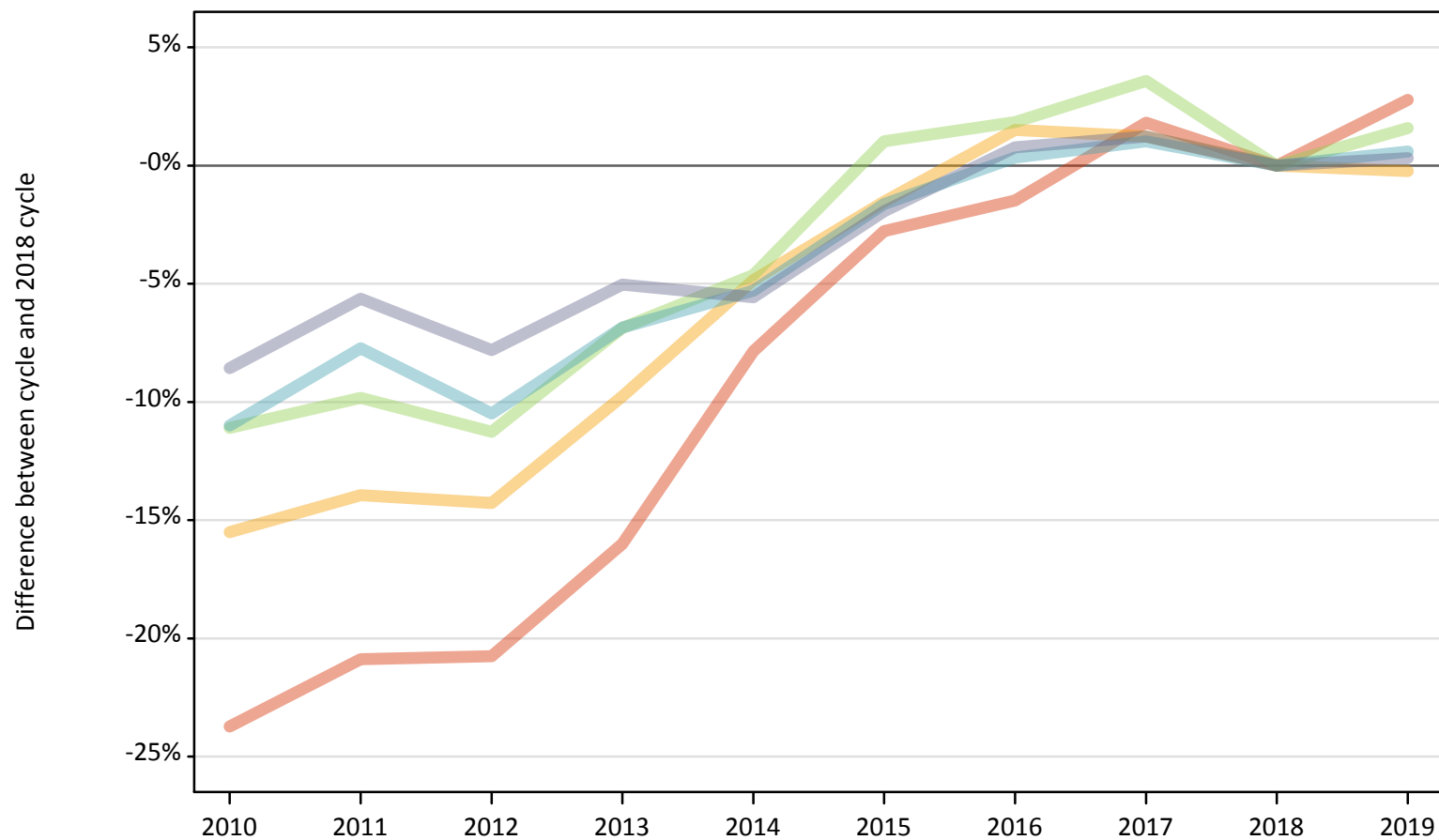
Applicant Status	POLAR4	2010	2011	2012	2013	2014	2015	2016	2017	2018	2019
Placed	Quintile 1	100	100	100	100	100	100	100	100	100	100
	Quintile 2	159	150	157	149	135	137	144	136	145	141
	Quintile 3	215	202	199	193	171	178	166	173	170	166
	Quintile 4	276	262	243	230	207	217	198	200	208	201
	Quintile 5	388	338	333	312	269	280	281	265	276	279



## P.25 Placed 18 year old applicants from the UK by POLAR4 quintile: 5 days after A level results day

Placed 18 year old applicants: change relative to 2018 cycle totals

- Quintile 1
- Quintile 2
- Quintile 3
- Quintile 4
- Quintile 5



Note: The percentage change is not plotted in the above chart for groups with fewer than 30 placed applicants in any one cycle.

**P.26 Placed 18 year old applicants from the UK by POLAR4 quintile: 5 days after A level results day**

Applicant Status	POLAR4	2010	2011	2012	2013	2014	2015	2016	2017	2018	2019
Placed	Quintile 1	18,280	18,970	19,000	20,140	22,090	23,310	23,620	24,410	23,970	24,640
	Quintile 2	28,620	29,150	29,040	30,570	32,230	33,350	34,380	34,290	33,870	33,790
	Quintile 3	37,270	37,800	37,200	39,040	39,980	42,350	42,690	43,420	41,920	42,590
	Quintile 4	46,550	48,260	46,820	48,720	49,530	51,450	52,480	52,840	52,300	52,610
	Quintile 5	69,800	72,040	70,380	72,490	72,090	74,860	76,930	77,280	76,340	76,580

**P.27 Placed 18 year old applicants from the UK by POLAR4 quintile: 5 days after A level results day**

Placed 18 year old applicants: change relative to 2018 cycle totals

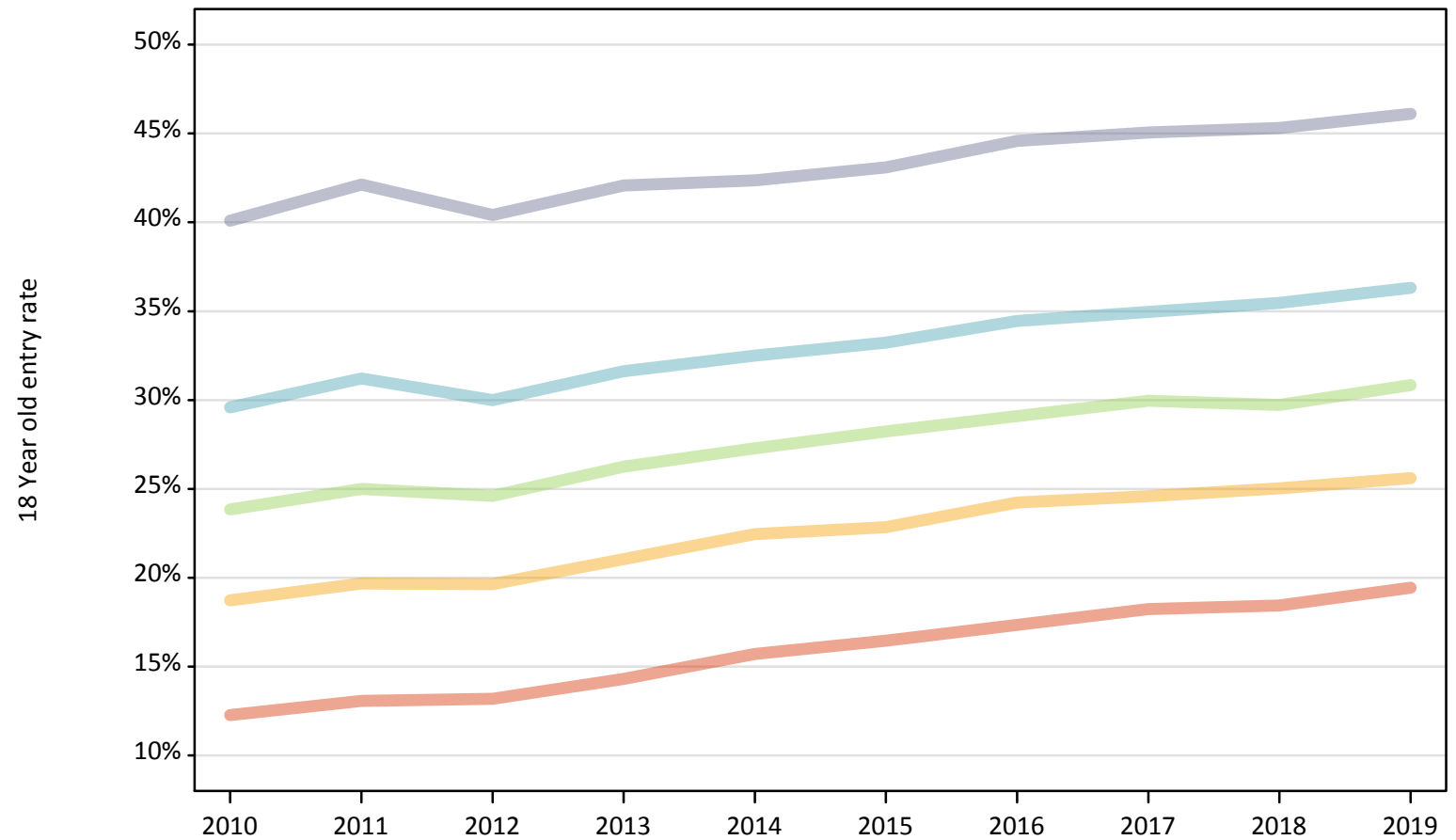
Applicant Status	POLAR4	2010	2011	2012	2013	2014	2015	2016	2017	2018	2019
Placed	Quintile 1	-24%	-21%	-21%	-16%	-8%	-3%	-1%	2%	0%	3%
	Quintile 2	-16%	-14%	-14%	-10%	-5%	-2%	2%	1%	0%	-0%
	Quintile 3	-11%	-10%	-11%	-7%	-5%	1%	2%	4%	0%	2%
	Quintile 4	-11%	-8%	-10%	-7%	-5%	-2%	0%	1%	0%	1%
	Quintile 5	-9%	-6%	-8%	-5%	-6%	-2%	1%	1%	0%	0%

Note: The percentage change is not recorded in the above table for groups with fewer than 10 placed applicants in that cycle or in the 2018 cycle.

**P.28 Placed 18 year old applicants from the UK by POLAR4 quintile: 5 days after A level results day**

Placed 18 year old applicants: entry rate

- Quintile 1
- Quintile 2
- Quintile 3
- Quintile 4
- Quintile 5



**P.29 Placed 18 year old applicants from the UK by POLAR4 quintile: 5 days after A level results day**

Placed 18 year old applicants: entry rate

Applicant Status	POLAR4	2010	2011	2012	2013	2014	2015	2016	2017	2018	2019
Placed	Quintile 1	12.3%	13.1%	13.2%	14.3%	15.7%	16.5%	17.4%	18.2%	18.4%	19.4%
	Quintile 2	18.7%	19.7%	19.6%	21.1%	22.5%	22.8%	24.2%	24.6%	25.0%	25.6%
	Quintile 3	23.8%	25.0%	24.6%	26.2%	27.3%	28.2%	29.1%	30.0%	29.7%	30.8%
	Quintile 4	29.6%	31.2%	30.0%	31.6%	32.5%	33.2%	34.4%	35.0%	35.5%	36.3%
	Quintile 5	40.1%	42.1%	40.4%	42.1%	42.4%	43.1%	44.6%	45.1%	45.3%	46.1%

**P.30 Placed 18 year old applicants from the UK by POLAR4 quintile: 5 days after A level results day**

Placed 18 year old applicants: entry rate (indexed to 100 = Quintile 1)

Applicant Status	POLAR4	2010	2011	2012	2013	2014	2015	2016	2017	2018	2019
Placed	Quintile 1	100	100	100	100	100	100	100	100	100	100
	Quintile 2	153	151	149	147	143	139	140	135	136	132
	Quintile 3	194	191	187	183	174	172	168	164	161	159
	Quintile 4	241	239	228	221	207	202	199	192	192	187
	Quintile 5	327	322	307	294	270	262	257	247	246	237