

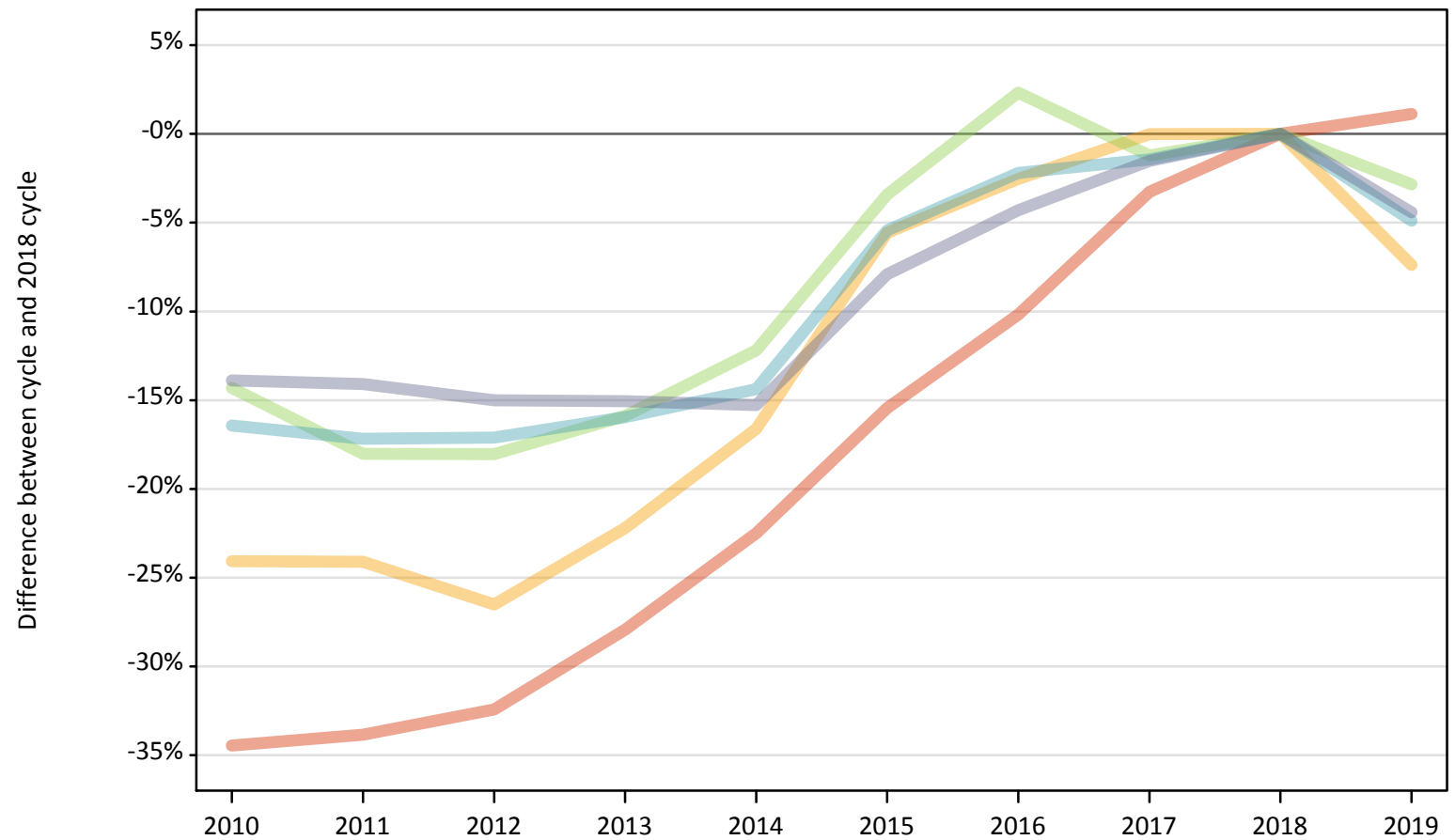
# Daily Clearing Analysis: SIMD2012 2016

Analysis at 00:05 on Tuesday 20 August 2019 (5 days after A level results day)

J.1 Placed applicants from Scotland by SIMD2012/2016 quintile: 5 days after A level results day

Placed applicants: change relative to 2018 cycle totals

- Quintile 1
- Quintile 2
- Quintile 3
- Quintile 4
- Quintile 5



Note: The percentage change is not plotted in the above chart for groups with fewer than 30 placed applicants in any one cycle.

### J.2 Placed applicants from Scotland by SIMD2012/2016 quintile: 5 days after A level results day

Applicant Status	SIMD2012/2016	2010	2011	2012	2013	2014	2015	2016	2017	2018	2019
Placed	Quintile 1	3,250	3,280	3,350	3,570	3,840	4,190	4,450	4,790	4,950	5,010
	Quintile 2	3,980	3,980	3,860	4,080	4,380	4,960	5,110	5,250	5,250	4,860
	Quintile 3	5,270	5,040	5,040	5,170	5,400	5,940	6,290	6,070	6,150	5,970
	Quintile 4	6,370	6,310	6,320	6,410	6,530	7,210	7,460	7,510	7,620	7,250
	Quintile 5	8,420	8,400	8,310	8,310	8,290	9,010	9,360	9,630	9,780	9,350

### J.3 Placed applicants from Scotland by SIMD2012/2016 quintile: 5 days after A level results day

Placed applicants: change relative to 2018 cycle totals

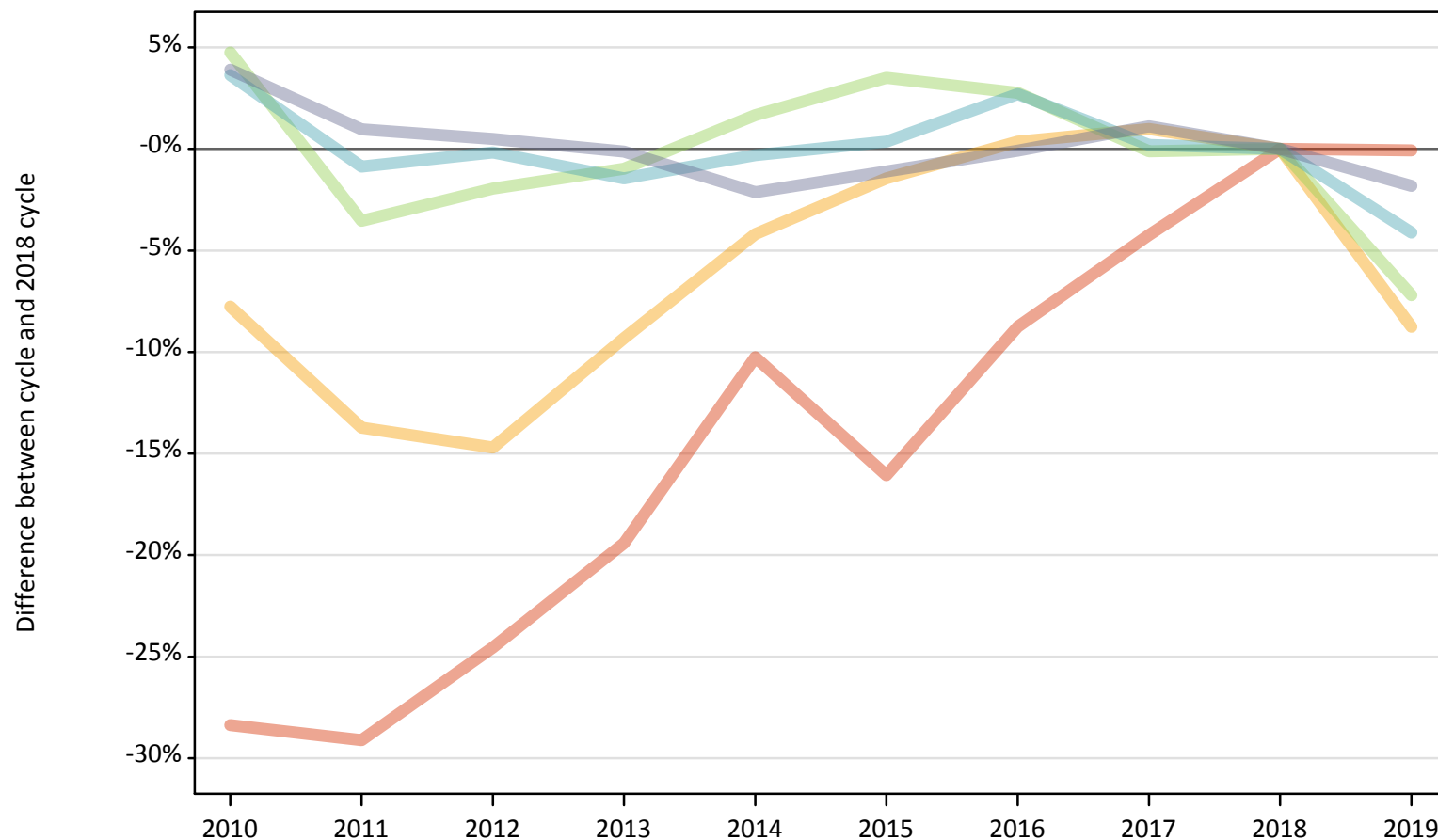
Applicant Status	SIMD2012/2016	2010	2011	2012	2013	2014	2015	2016	2017	2018	2019
Placed	Quintile 1	-34%	-34%	-32%	-28%	-22%	-15%	-10%	-3%	0%	1%
	Quintile 2	-24%	-24%	-27%	-22%	-17%	-6%	-3%	-0%	0%	-7%
	Quintile 3	-14%	-18%	-18%	-16%	-12%	-3%	2%	-1%	0%	-3%
	Quintile 4	-16%	-17%	-17%	-16%	-14%	-5%	-2%	-1%	0%	-5%
	Quintile 5	-14%	-14%	-15%	-15%	-15%	-8%	-4%	-2%	0%	-4%

Note: The percentage change is not recorded in the above table for groups with fewer than 10 placed applicants in that cycle or in the 2018 cycle.

### J.4 Placed 18 year old applicants from Scotland by SIMD2012/2016 quintile: 5 days after A level results day

Placed 18 year old applicants: change relative to 2018 cycle totals

- Quintile 1
- Quintile 2
- Quintile 3
- Quintile 4
- Quintile 5



Note: The percentage change is not plotted in the above chart for groups with fewer than 30 placed applicants in any one cycle.

### J.5 Placed 18 year old applicants from Scotland by SIMD2012/2016 quintile: 5 days after A level results day

Applicant Status	SIMD2012/2016	2010	2011	2012	2013	2014	2015	2016	2017	2018	2019
Placed	Quintile 1	1,050	1,040	1,100	1,180	1,310	1,230	1,340	1,400	1,460	1,460
	Quintile 2	1,780	1,670	1,650	1,750	1,850	1,900	1,940	1,950	1,930	1,760
	Quintile 3	2,690	2,480	2,520	2,540	2,610	2,660	2,640	2,570	2,570	2,380
	Quintile 4	3,670	3,510	3,540	3,490	3,530	3,560	3,640	3,550	3,540	3,400
	Quintile 5	5,220	5,070	5,050	5,020	4,910	4,970	5,020	5,080	5,020	4,930

### J.6 Placed 18 year old applicants from Scotland by SIMD2012/2016 quintile: 5 days after A level results day

Placed 18 year old applicants: change relative to 2018 cycle totals

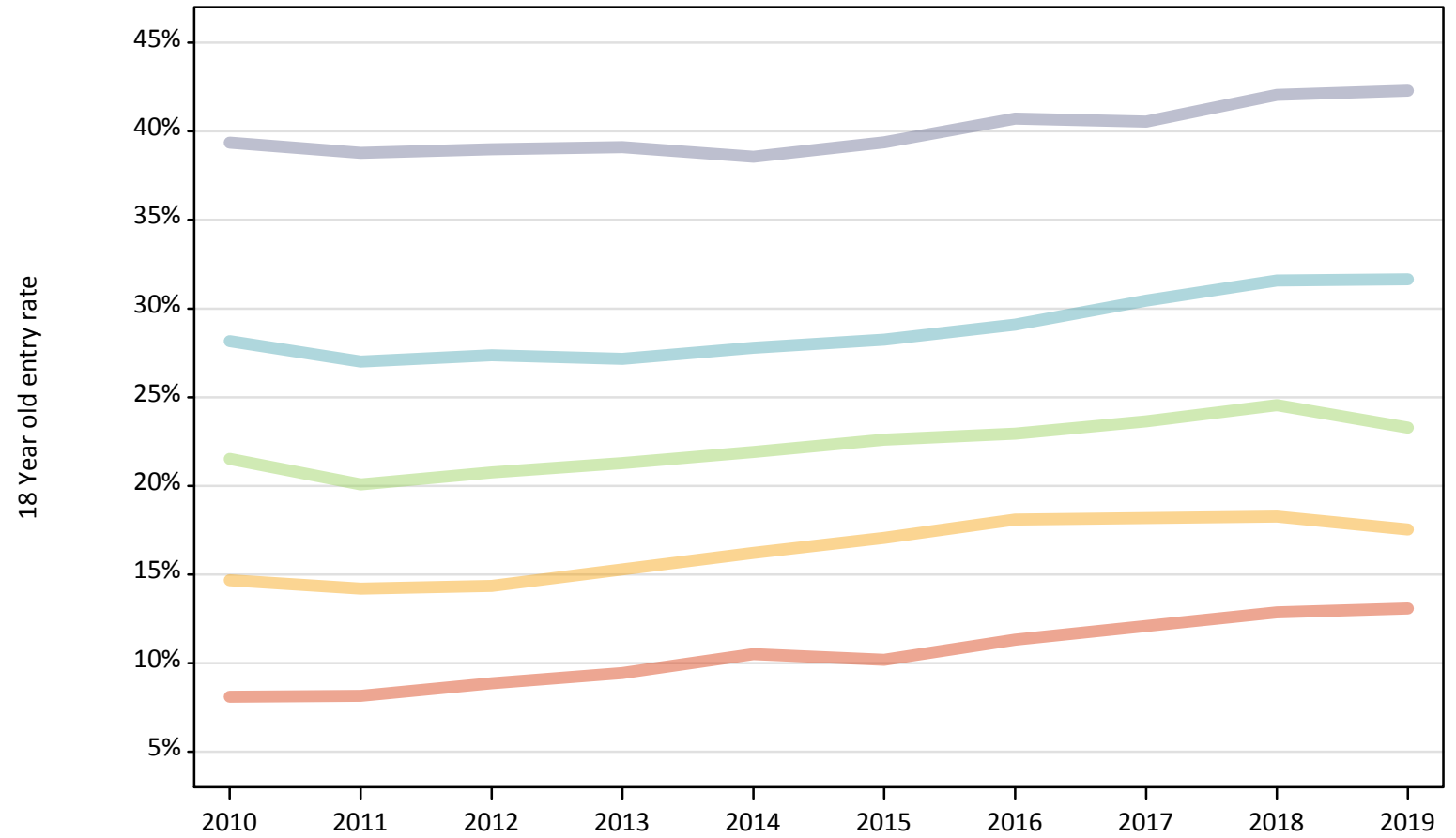
Applicant Status	SIMD2012/2016	2010	2011	2012	2013	2014	2015	2016	2017	2018	2019
Placed	Quintile 1	-28%	-29%	-25%	-19%	-10%	-16%	-9%	-4%	0%	-0%
	Quintile 2	-8%	-14%	-15%	-9%	-4%	-1%	0%	1%	0%	-9%
	Quintile 3	5%	-4%	-2%	-1%	2%	4%	3%	-0%	0%	-7%
	Quintile 4	4%	-1%	-0%	-1%	-0%	0%	3%	0%	0%	-4%
	Quintile 5	4%	1%	0%	-0%	-2%	-1%	-0%	1%	0%	-2%

Note: The percentage change is not recorded in the above table for groups with fewer than 10 placed applicants in that cycle or in the 2018 cycle.

### J.7 Placed 18 year old applicants from Scotland by SIMD2012/2016 quintile: 5 days after A level results day

Placed 18 year old applicants: entry rate

- Quintile 1
- Quintile 2
- Quintile 3
- Quintile 4
- Quintile 5



### J.8 Placed 18 year old applicants from Scotland by SIMD2012/2016 quintile: 5 days after A level results day

Placed 18 year old applicants: entry rate

Applicant Status	SIMD2012/2016	2010	2011	2012	2013	2014	2015	2016	2017	2018	2019
Placed	Quintile 1	8.1%	8.2%	8.9%	9.4%	10.5%	10.2%	11.3%	12.1%	12.9%	13.1%
	Quintile 2	14.7%	14.2%	14.4%	15.3%	16.2%	17.1%	18.1%	18.2%	18.3%	17.5%
	Quintile 3	21.5%	20.1%	20.7%	21.3%	21.9%	22.6%	22.9%	23.6%	24.6%	23.3%
	Quintile 4	28.2%	27.0%	27.4%	27.2%	27.8%	28.2%	29.1%	30.5%	31.6%	31.7%
	Quintile 5	39.4%	38.8%	39.0%	39.1%	38.6%	39.4%	40.7%	40.6%	42.1%	42.3%

### J.9 Placed 18 year old applicants from Scotland by SIMD2012/2016 quintile: 5 days after A level results day

Placed 18 year old applicants: entry rate (indexed to 100 = Quintile 1)

Applicant Status	SIMD2012/2016	2010	2011	2012	2013	2014	2015	2016	2017	2018	2019
Placed	Quintile 1	100	100	100	100	100	100	100	100	100	100
	Quintile 2	181	174	162	162	154	168	160	151	142	134
	Quintile 3	266	246	234	225	208	222	202	195	191	178
	Quintile 4	348	331	309	288	264	277	257	252	246	242
	Quintile 5	486	475	440	414	367	387	360	335	327	323