



DUMFRIES & GALLOWAY HIGHER EDUCATION EXHIBITION

THURSDAY 5 SEPTEMBER 2019

Supported by
the bridge
Dumfries & Galloway

DUMFRIES & GALLOWAY EXHIBITORS

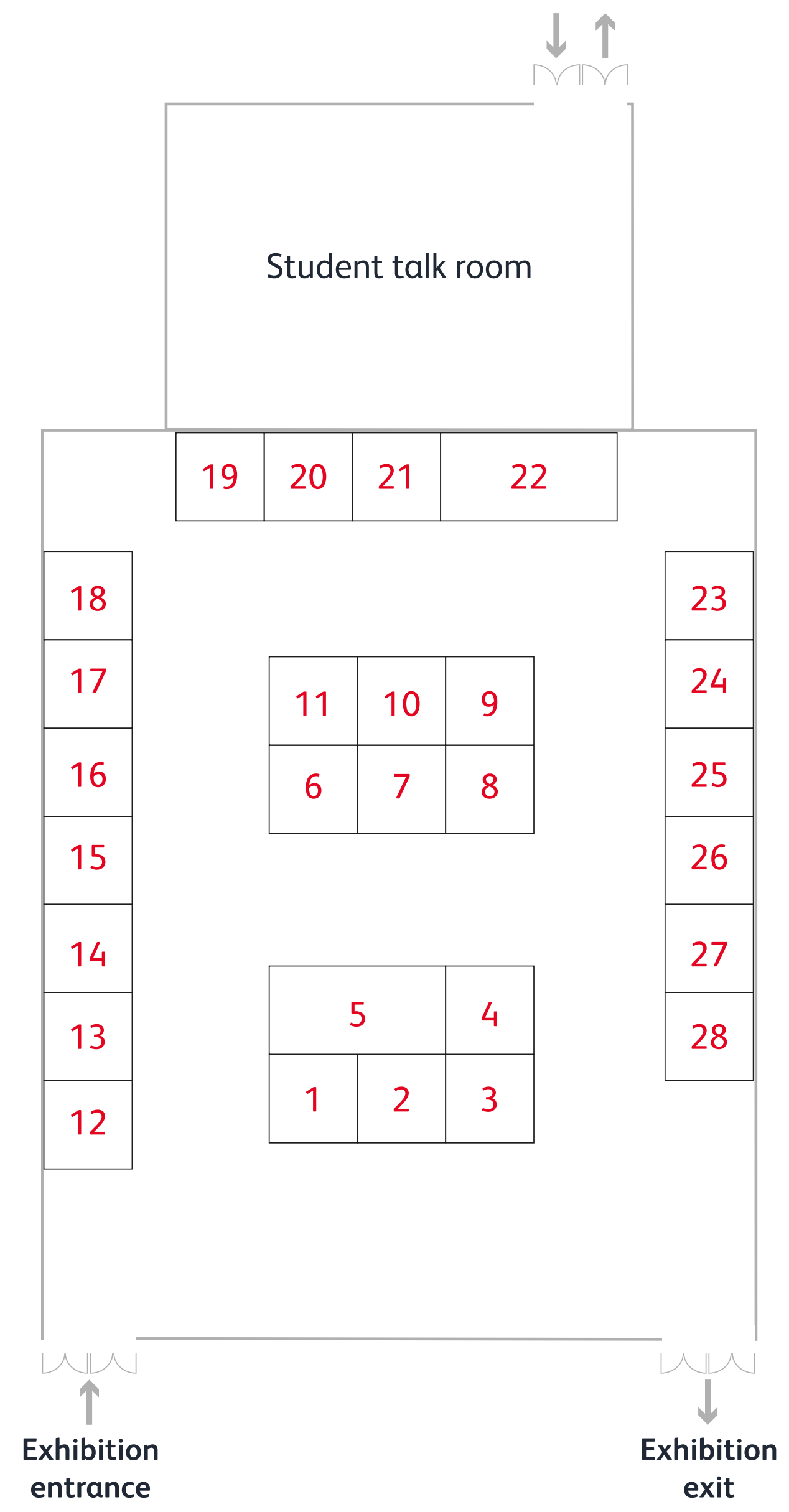
University of Aberdeen	1
Abertay University	2
University of Cumbria	3
University of Dundee	4
Dumfries and Galloway College	5
University of Edinburgh	6
Edinburgh Napier University	7
University of Glasgow	8
Glasgow Caledonian University	9
The Glasgow School of Art	10
Heriot-Watt University	11
University of the Highlands and Islands	12
Newcastle University	13
Queen Margaret University	14
Robert Gordon University	15
Royal Conservatoire of Scotland	16
Scotland's Rural College (SRUC)	17
SAE Institute	18
University of St Andrews	19

University of Stirling	20
University of Strathclyde	21
University of Sunderland	23
University of the West of Scotland	22

NON HE/FE INSTITUTIONS

Royal Air Force	24
Royal Navy & Royal Marines	25
SAAS	26
Skills Development Scotland	27
UCAS	28

DUMFRIES & GALLOWAY FLOOR PLAN



SEMINAR PROGRAMME

Time	Student talk room
9:45 – 10:15	Applying to university through UCAS
10:30 – 11:00	Alternative routes and pathways
11:15 – 11:45	Applying to university through UCAS
12:00 – 12:30	Alternative routes and pathways
12:45 – 13:15	Applying to university through UCAS
13:30 – 14:00	Alternative routes and pathways

*Correct at the time of printing – see posters around the venue for up-to-date information

KEEP YOUR TICKET HANDY



If you would like to receive **further information** from a particular exhibitor, you can **scan your unique barcode** at their stand.



DOs AND DON'Ts FOR PERSONAL STATEMENTS

DOs

- > **Do** show you know your strengths and can outline your ideas clearly.
- > **Do** be enthusiastic – if you show you're interested in the course, it may help you get a place.
- > **Do** expect to produce several drafts of your personal statement before being totally happy with it.
- > **Do** ask people you trust for their feedback.

DON'Ts

- > **Don't** exaggerate – if you do, you may get caught out in an interview when asked to elaborate on an interesting achievement.
- > **Don't** rely on a spellchecker, as it will not pick up everything – proofread your statement as many times as possible.
- > **Don't** leave it to the last minute – your statement will seem rushed, and important information could be left out.
- > **Don't** let spelling or grammatical errors spoil your statement.

Remember

You can write up to 4,000 characters of text to show why you'd make a great student.

For more information, visit www.ucas.com/personalstatement








UCAS BLOGS

Understand uni life from real students' points of view by checking out our UCAS blogs:

www.ucas.com/connect/blogs

VISITING TOP TIPS!

-  **Be prepared** – make the best use of your time and plan to visit the stands which are of most interest to you.
-  **Study the seminar programme** and arrive five minutes before the start.
-  **Get all the information** about the universities and courses you're interested in – take information home to study at a later date.
-  **Ask questions**, lots of questions! The exhibitors are here to help you, make the most of them.
-  Most importantly **have fun!** There's a lot going on throughout the day, so get involved!



YOUR JOURNEY

You'll soon receive updates from UCAS, such as information on:

- > subjects and options
- > careers, gap years, apprenticeships, studying abroad, and going to uni
- > how you can meet your career aspirations

BAG YOURSELF AN IPAD!

How to get involved...

- 1** Take pics or a selfie at the UCAS exhibition.
- 2** Share them on Twitter or Instagram, using **#ucas2019** and tag **@ucas_online**.
- 3** Watch and wait – entries close on 1 October 2019.

Terms and conditions apply www.ucas.com/terms

#UCAS2019
@UCAS_ONLINE

APPRENTICESHIPS EARN WHILE YOU LEARN

Study a degree apprenticeship Start searching now –

ucas.com/apprenticeships-in-scotland

