

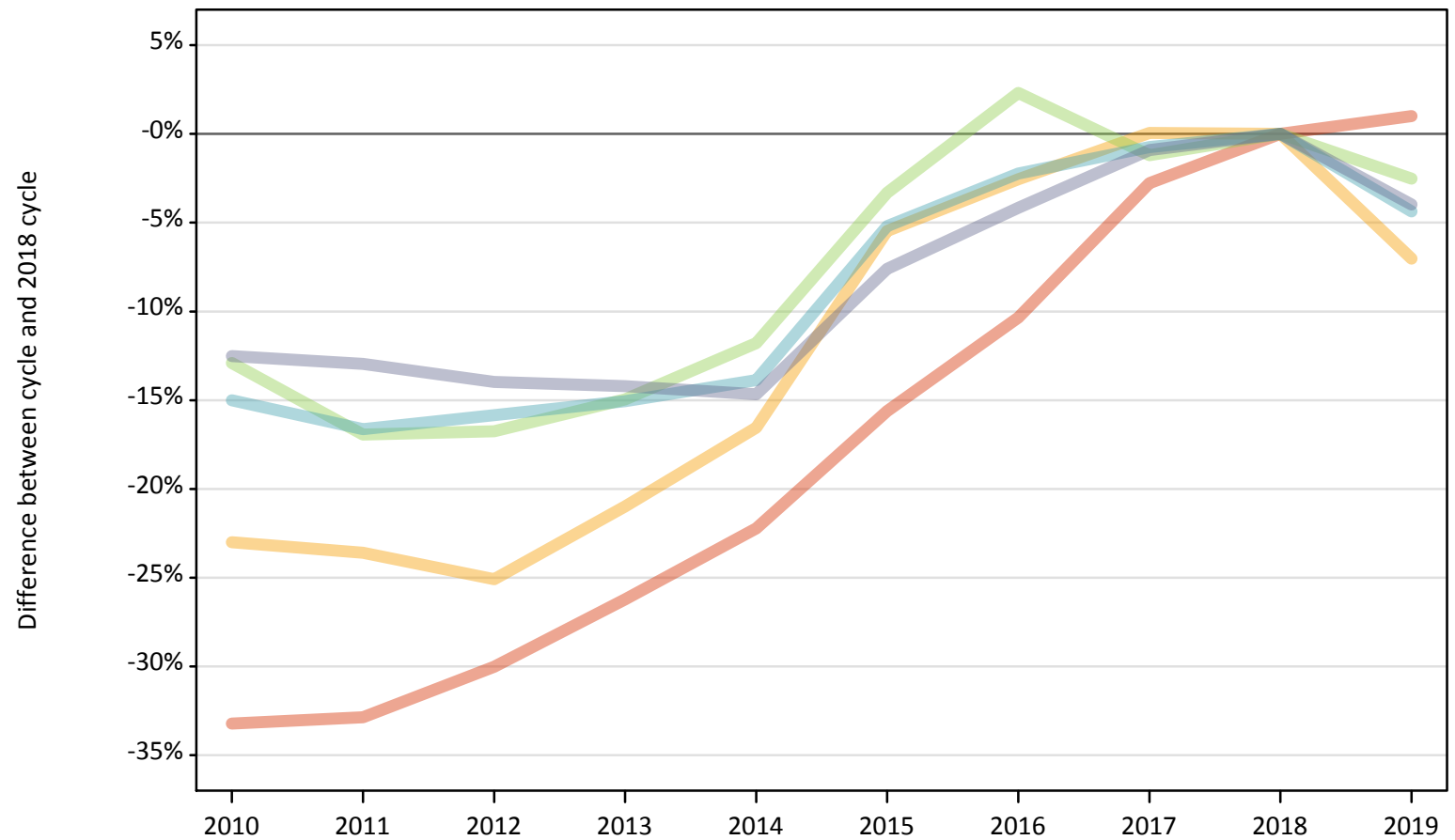
Daily Clearing Analysis: SIMD2012 2016

Analysis at 00:05 on Tuesday 27 August 2019 (12 days after A level results day)

J.1 Placed applicants from Scotland by SIMD2012/2016 quintile: 12 days after A level results day

Placed applicants: change relative to 2018 cycle totals

- Quintile 1
- Quintile 2
- Quintile 3
- Quintile 4
- Quintile 5



Note: The percentage change is not plotted in the above chart for groups with fewer than 30 placed applicants in any one cycle.

J.2 Placed applicants from Scotland by SIMD2012/2016 quintile: 12 days after A level results day

Applicant Status	SIMD2012/2016	2010	2011	2012	2013	2014	2015	2016	2017	2018	2019
Placed	Quintile 1	3,390	3,410	3,560	3,750	3,950	4,290	4,550	4,940	5,080	5,130
	Quintile 2	4,140	4,110	4,030	4,250	4,490	5,080	5,240	5,380	5,370	5,000
	Quintile 3	5,450	5,200	5,210	5,320	5,520	6,050	6,400	6,180	6,260	6,100
	Quintile 4	6,570	6,440	6,500	6,560	6,650	7,320	7,550	7,670	7,720	7,390
	Quintile 5	8,630	8,590	8,490	8,470	8,420	9,120	9,460	9,780	9,870	9,480

J.3 Placed applicants from Scotland by SIMD2012/2016 quintile: 12 days after A level results day

Placed applicants: change relative to 2018 cycle totals

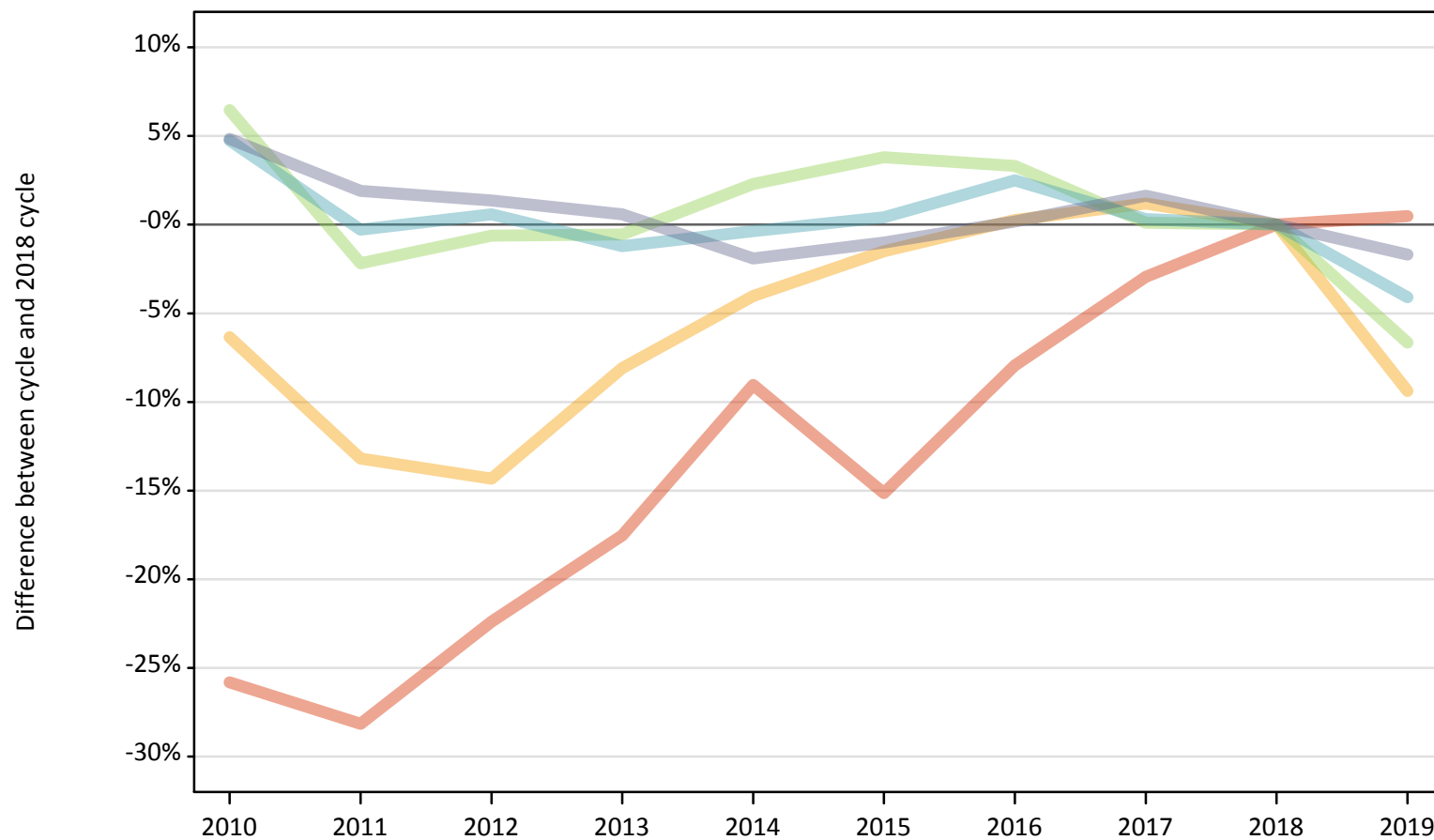
Applicant Status	SIMD2012/2016	2010	2011	2012	2013	2014	2015	2016	2017	2018	2019
Placed	Quintile 1	-33%	-33%	-30%	-26%	-22%	-16%	-10%	-3%	0%	1%
	Quintile 2	-23%	-24%	-25%	-21%	-17%	-5%	-3%	0%	0%	-7%
	Quintile 3	-13%	-17%	-17%	-15%	-12%	-3%	2%	-1%	0%	-3%
	Quintile 4	-15%	-17%	-16%	-15%	-14%	-5%	-2%	-1%	0%	-4%
	Quintile 5	-13%	-13%	-14%	-14%	-15%	-8%	-4%	-1%	0%	-4%

Note: The percentage change is not recorded in the above table for groups with fewer than 10 placed applicants in that cycle or in the 2018 cycle.

J.4 Placed 18 year old applicants from Scotland by SIMD2012/2016 quintile: 12 days after A level results day

Placed 18 year old applicants: change relative to 2018 cycle totals

- Quintile 1
- Quintile 2
- Quintile 3
- Quintile 4
- Quintile 5



Note: The percentage change is not plotted in the above chart for groups with fewer than 30 placed applicants in any one cycle.

J.5 Placed 18 year old applicants from Scotland by SIMD2012/2016 quintile: 12 days after A level results day

Applicant Status	SIMD2012/2016	2010	2011	2012	2013	2014	2015	2016	2017	2018	2019
Placed	Quintile 1	1,080	1,050	1,130	1,200	1,330	1,240	1,340	1,420	1,460	1,470
	Quintile 2	1,820	1,680	1,660	1,780	1,860	1,910	1,950	1,960	1,940	1,760
	Quintile 3	2,740	2,520	2,560	2,560	2,630	2,670	2,660	2,580	2,570	2,400
	Quintile 4	3,730	3,550	3,580	3,520	3,550	3,580	3,650	3,570	3,560	3,410
	Quintile 5	5,270	5,120	5,090	5,050	4,930	4,970	5,030	5,100	5,020	4,940

J.6 Placed 18 year old applicants from Scotland by SIMD2012/2016 quintile: 12 days after A level results day

Placed 18 year old applicants: change relative to 2018 cycle totals

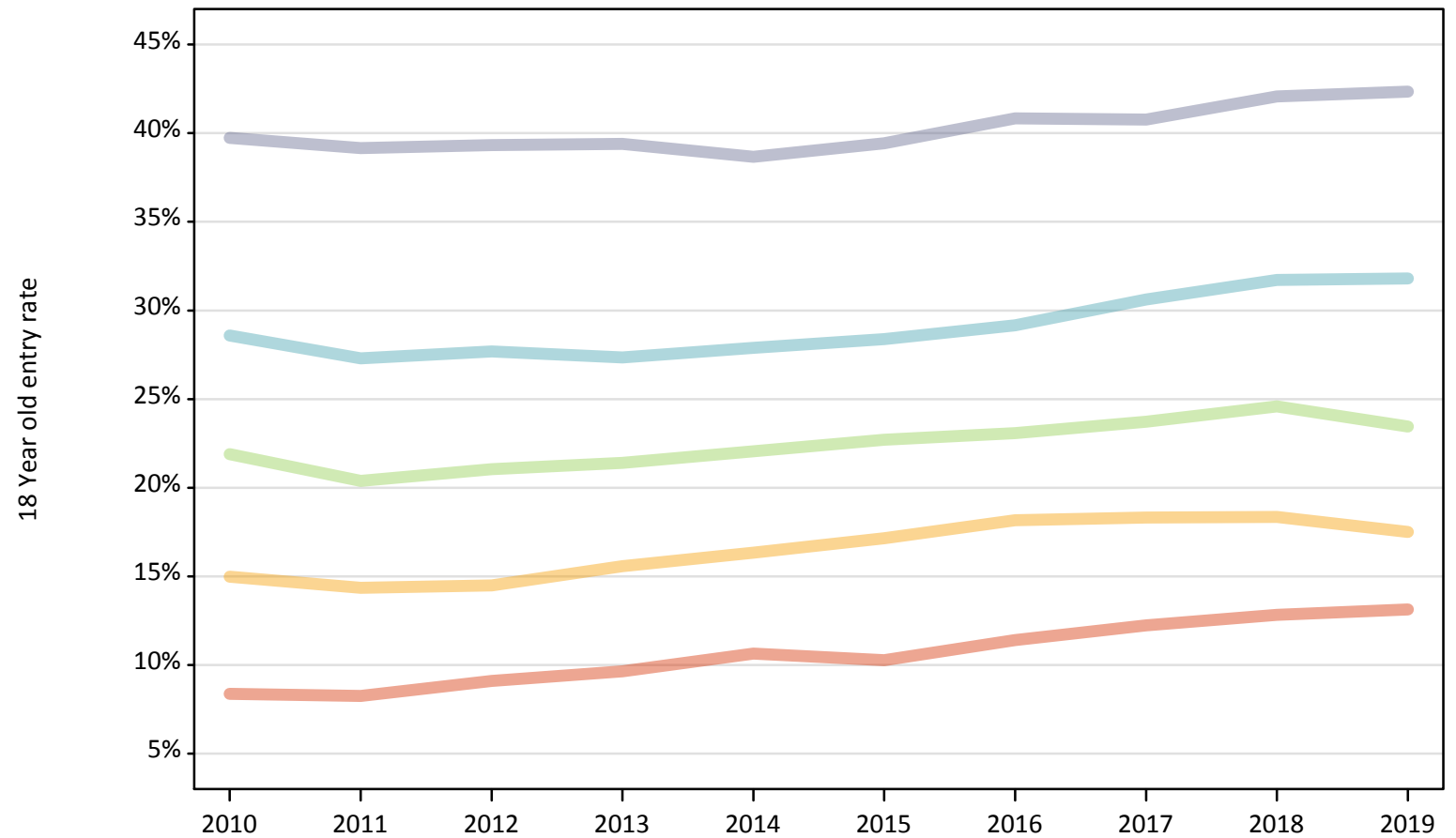
Applicant Status	SIMD2012/2016	2010	2011	2012	2013	2014	2015	2016	2017	2018	2019
Placed	Quintile 1	-26%	-28%	-22%	-18%	-9%	-15%	-8%	-3%	0%	0%
	Quintile 2	-6%	-13%	-14%	-8%	-4%	-1%	0%	1%	0%	-9%
	Quintile 3	6%	-2%	-1%	-1%	2%	4%	3%	0%	0%	-7%
	Quintile 4	5%	-0%	1%	-1%	-0%	0%	2%	0%	0%	-4%
	Quintile 5	5%	2%	1%	1%	-2%	-1%	0%	2%	0%	-2%

Note: The percentage change is not recorded in the above table for groups with fewer than 10 placed applicants in that cycle or in the 2018 cycle.

J.7 Placed 18 year old applicants from Scotland by SIMD2012/2016 quintile: 12 days after A level results day

Placed 18 year old applicants: entry rate

- Quintile 1
- Quintile 2
- Quintile 3
- Quintile 4
- Quintile 5



J.8 Placed 18 year old applicants from Scotland by SIMD2012/2016 quintile: 12 days after A level results day

Placed 18 year old applicants: entry rate

Applicant Status	SIMD2012/2016	2010	2011	2012	2013	2014	2015	2016	2017	2018	2019
Placed	Quintile 1	8.4%	8.3%	9.1%	9.6%	10.6%	10.3%	11.4%	12.2%	12.8%	13.1%
	Quintile 2	15.0%	14.4%	14.5%	15.6%	16.3%	17.1%	18.2%	18.3%	18.3%	17.5%
	Quintile 3	21.9%	20.4%	21.1%	21.4%	22.1%	22.7%	23.1%	23.7%	24.6%	23.5%
	Quintile 4	28.6%	27.3%	27.7%	27.3%	27.9%	28.4%	29.2%	30.6%	31.7%	31.8%
	Quintile 5	39.7%	39.2%	39.3%	39.4%	38.7%	39.4%	40.8%	40.8%	42.1%	42.3%

J.9 Placed 18 year old applicants from Scotland by SIMD2012/2016 quintile: 12 days after A level results day

Placed 18 year old applicants: entry rate (indexed to 100 = Quintile 1)

Applicant Status	SIMD2012/2016	2010	2011	2012	2013	2014	2015	2016	2017	2018	2019
Placed	Quintile 1	100	100	100	100	100	100	100	100	100	100
	Quintile 2	179	174	159	161	154	167	159	150	143	133
	Quintile 3	262	247	231	222	208	221	202	194	192	179
	Quintile 4	342	331	304	284	262	276	256	250	247	242
	Quintile 5	475	474	432	409	364	384	358	333	328	323