

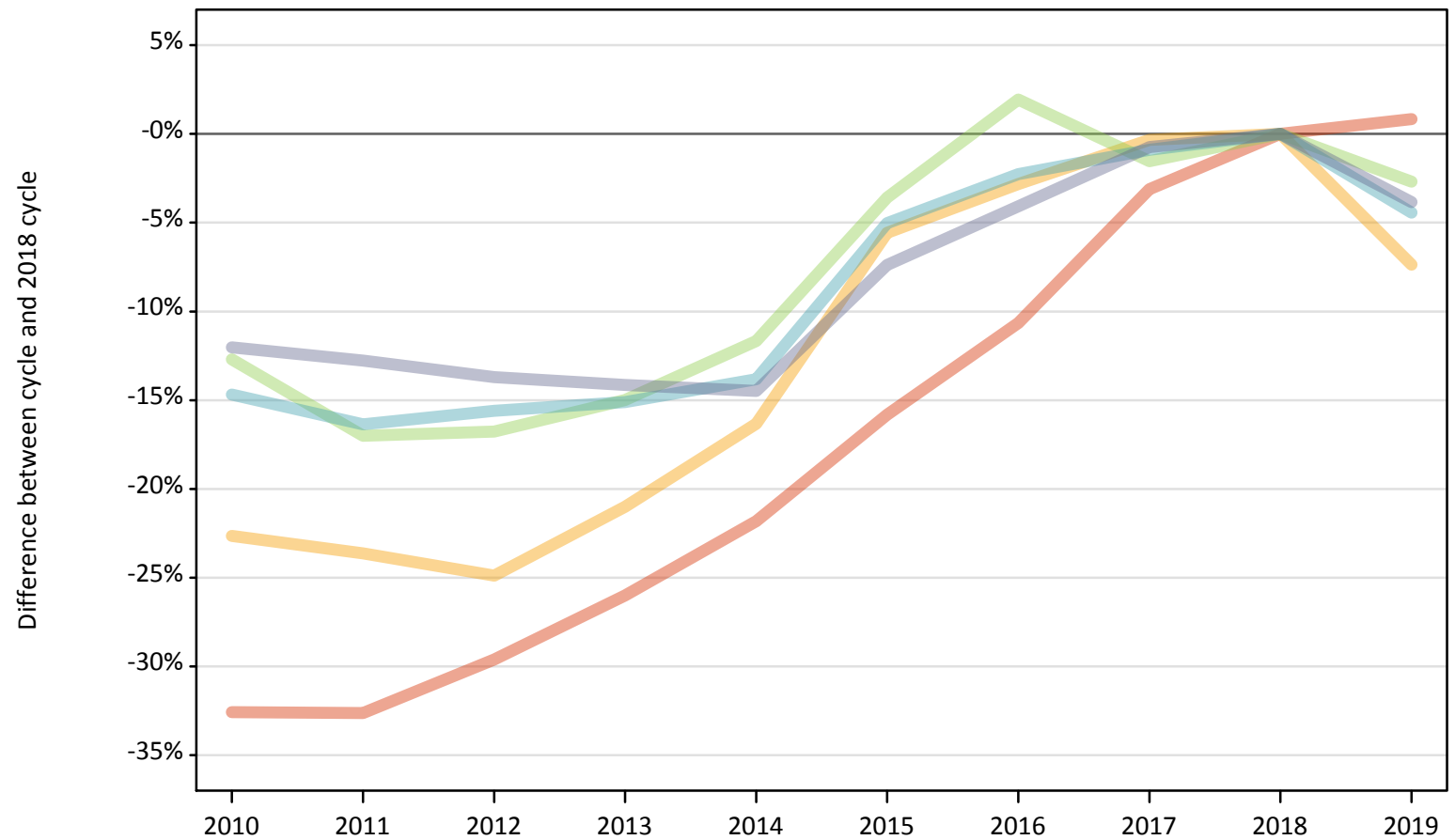
Daily Clearing Analysis: SIMD2012 2016

Analysis at 00:05 on Thursday 29 August 2019 (14 days after A level results day)

J.1 Placed applicants from Scotland by SIMD2012/2016 quintile: 14 days after A level results day

Placed applicants: change relative to 2018 cycle totals

- Quintile 1
- Quintile 2
- Quintile 3
- Quintile 4
- Quintile 5



Note: The percentage change is not plotted in the above chart for groups with fewer than 30 placed applicants in any one cycle.

J.2 Placed applicants from Scotland by SIMD2012/2016 quintile: 14 days after A level results day

Applicant Status	SIMD2012/2016	2010	2011	2012	2013	2014	2015	2016	2017	2018	2019
Placed	Quintile 1	3,460	3,460	3,610	3,800	4,010	4,320	4,590	4,970	5,130	5,180
	Quintile 2	4,190	4,140	4,070	4,280	4,540	5,120	5,270	5,400	5,420	5,020
	Quintile 3	5,510	5,240	5,250	5,360	5,570	6,080	6,430	6,210	6,310	6,140
	Quintile 4	6,620	6,490	6,550	6,580	6,680	7,370	7,580	7,690	7,760	7,410
	Quintile 5	8,700	8,620	8,530	8,490	8,450	9,160	9,480	9,810	9,880	9,510

J.3 Placed applicants from Scotland by SIMD2012/2016 quintile: 14 days after A level results day

Placed applicants: change relative to 2018 cycle totals

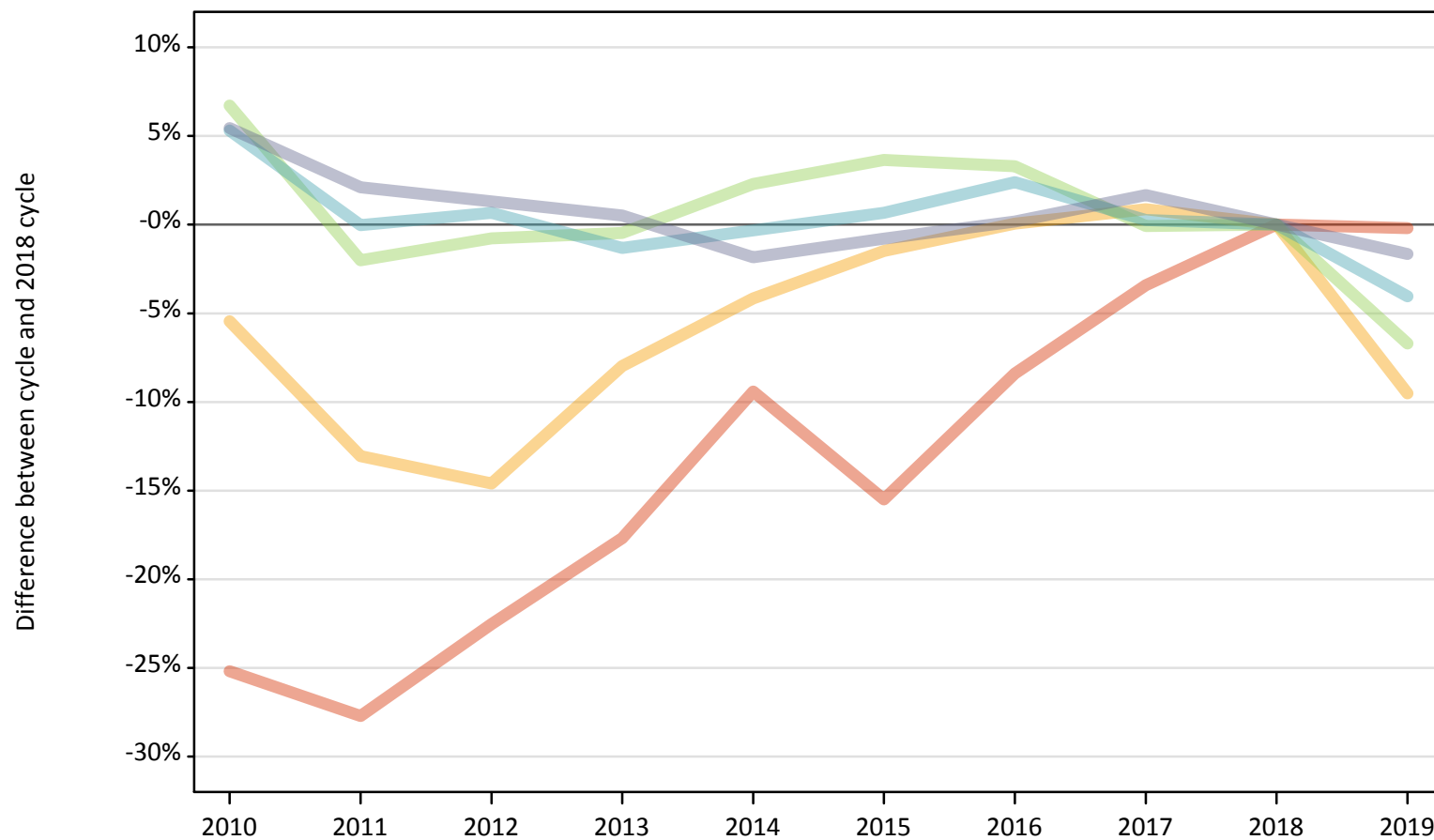
Applicant Status	SIMD2012/2016	2010	2011	2012	2013	2014	2015	2016	2017	2018	2019
Placed	Quintile 1	-33%	-33%	-30%	-26%	-22%	-16%	-11%	-3%	0%	1%
	Quintile 2	-23%	-24%	-25%	-21%	-16%	-6%	-3%	-0%	0%	-7%
	Quintile 3	-13%	-17%	-17%	-15%	-12%	-4%	2%	-2%	0%	-3%
	Quintile 4	-15%	-16%	-16%	-15%	-14%	-5%	-2%	-1%	0%	-4%
	Quintile 5	-12%	-13%	-14%	-14%	-14%	-7%	-4%	-1%	0%	-4%

Note: The percentage change is not recorded in the above table for groups with fewer than 10 placed applicants in that cycle or in the 2018 cycle.

J.4 Placed 18 year old applicants from Scotland by SIMD2012/2016 quintile: 14 days after A level results day

Placed 18 year old applicants: change relative to 2018 cycle totals

- Quintile 1
- Quintile 2
- Quintile 3
- Quintile 4
- Quintile 5



Note: The percentage change is not plotted in the above chart for groups with fewer than 30 placed applicants in any one cycle.

J.5 Placed 18 year old applicants from Scotland by SIMD2012/2016 quintile: 14 days after A level results day

Applicant Status	SIMD2012/2016	2010	2011	2012	2013	2014	2015	2016	2017	2018	2019
Placed	Quintile 1	1,100	1,060	1,140	1,210	1,330	1,240	1,340	1,420	1,470	1,460
	Quintile 2	1,840	1,690	1,660	1,790	1,860	1,920	1,950	1,960	1,950	1,760
	Quintile 3	2,750	2,530	2,560	2,570	2,640	2,670	2,660	2,580	2,580	2,410
	Quintile 4	3,750	3,560	3,580	3,510	3,550	3,580	3,650	3,570	3,560	3,420
	Quintile 5	5,290	5,130	5,090	5,050	4,930	4,980	5,030	5,100	5,020	4,940

J.6 Placed 18 year old applicants from Scotland by SIMD2012/2016 quintile: 14 days after A level results day

Placed 18 year old applicants: change relative to 2018 cycle totals

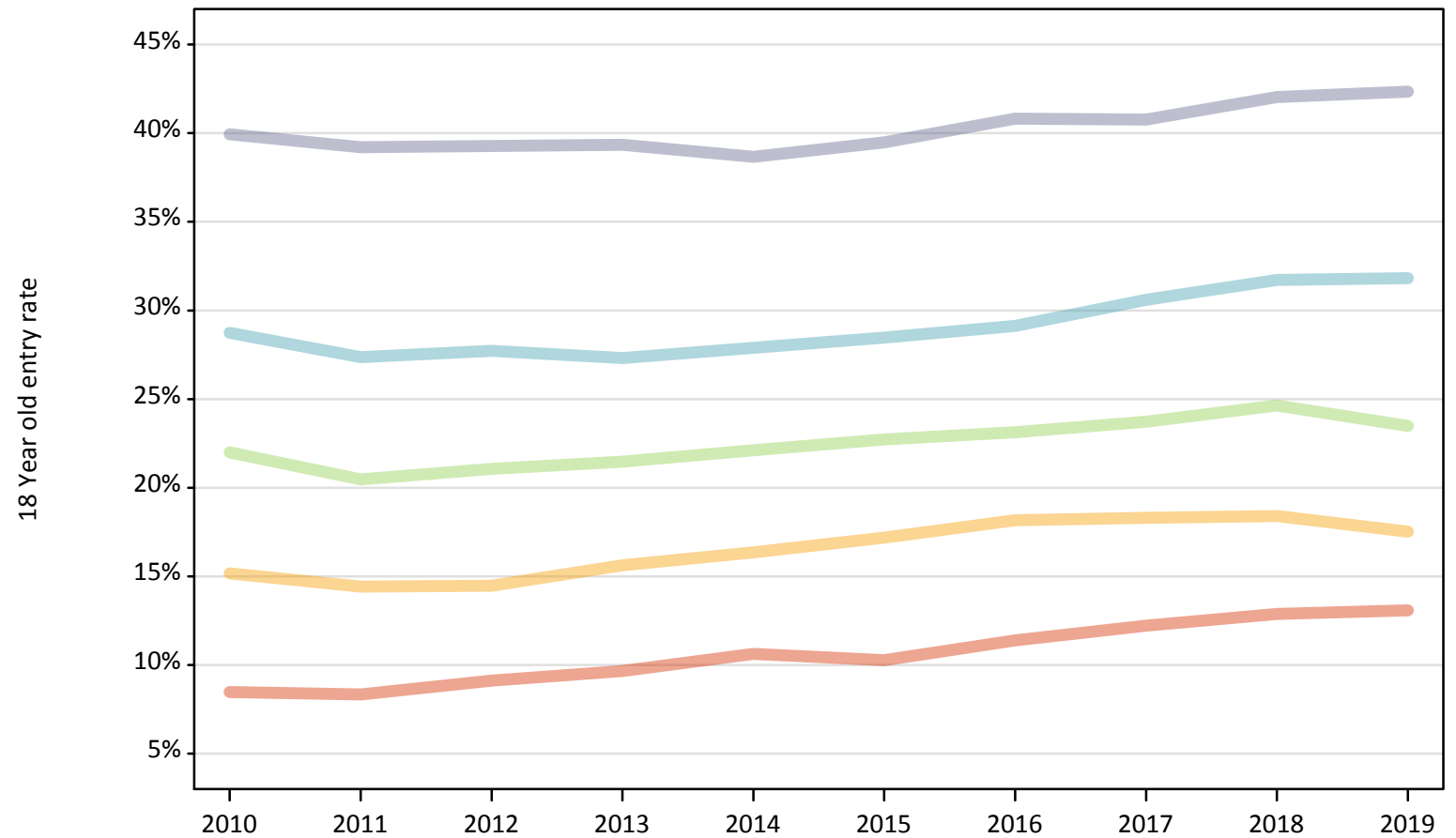
Applicant Status	SIMD2012/2016	2010	2011	2012	2013	2014	2015	2016	2017	2018	2019
Placed	Quintile 1	-25%	-28%	-23%	-18%	-9%	-15%	-8%	-3%	0%	-0%
	Quintile 2	-5%	-13%	-15%	-8%	-4%	-1%	0%	1%	0%	-10%
	Quintile 3	7%	-2%	-1%	-0%	2%	4%	3%	-0%	0%	-7%
	Quintile 4	5%	-0%	1%	-1%	-0%	1%	2%	0%	0%	-4%
	Quintile 5	5%	2%	1%	1%	-2%	-1%	0%	2%	0%	-2%

Note: The percentage change is not recorded in the above table for groups with fewer than 10 placed applicants in that cycle or in the 2018 cycle.

J.7 Placed 18 year old applicants from Scotland by SIMD2012/2016 quintile: 14 days after A level results day

Placed 18 year old applicants: entry rate

- Quintile 1
- Quintile 2
- Quintile 3
- Quintile 4
- Quintile 5



J.8 Placed 18 year old applicants from Scotland by SIMD2012/2016 quintile: 14 days after A level results day

Placed 18 year old applicants: entry rate

Applicant Status	SIMD2012/2016	2010	2011	2012	2013	2014	2015	2016	2017	2018	2019
Placed	Quintile 1	8.5%	8.3%	9.1%	9.7%	10.6%	10.3%	11.4%	12.2%	12.9%	13.1%
	Quintile 2	15.2%	14.4%	14.5%	15.6%	16.3%	17.2%	18.2%	18.3%	18.4%	17.5%
	Quintile 3	22.0%	20.5%	21.1%	21.5%	22.1%	22.7%	23.1%	23.7%	24.6%	23.5%
	Quintile 4	28.7%	27.4%	27.7%	27.3%	27.9%	28.5%	29.1%	30.6%	31.7%	31.8%
	Quintile 5	39.9%	39.2%	39.3%	39.3%	38.7%	39.5%	40.8%	40.8%	42.0%	42.3%

J.9 Placed 18 year old applicants from Scotland by SIMD2012/2016 quintile: 14 days after A level results day

Placed 18 year old applicants: entry rate (indexed to 100 = Quintile 1)

Applicant Status	SIMD2012/2016	2010	2011	2012	2013	2014	2015	2016	2017	2018	2019
Placed	Quintile 1	100	100	100	100	100	100	100	100	100	100
	Quintile 2	179	173	159	162	154	167	160	150	143	134
	Quintile 3	260	246	231	222	208	221	203	194	191	180
	Quintile 4	339	328	304	283	263	277	256	251	246	243
	Quintile 5	472	471	431	407	364	385	358	334	326	324