

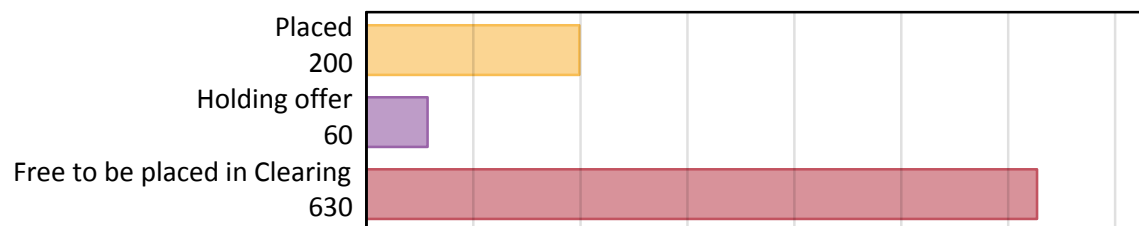
Daily Clearing Analysis: Overview

B7 Nursing analysis at 00:05 on Thursday 12 September 2019 (28 days after A level results day)

AB.1 Placed applicants to nursing from outside the EU, 2019 cycle

Applicant type	Status	2019
Main scheme	Placed (Clearing)	10
	Placed (Adjustment)	0
	Placed (Firm)	150
	Placed (Insurance)	10
	Placed (Other)	20
	Holding offer	60
	Free to be placed in Clearing	630
Direct to Clearing	Placed (Direct to Clearing)	10
	Other (Direct to Clearing)	20
All applicants	Placed	200

AB.2 Summary of nursing applicants who are placed, holding offers or free to be placed in Clearing (outside the EU)



AB.3 Placed applicants to nursing from outside the EU: 28 days after A level results day

Placed applicants to nursing: difference between cycle and 2018 cycle



Note: The percentage change is not plotted in the above chart for groups with fewer than 30 placed applicants in any one cycle.

AB.4 Placed applicants to nursing from outside the EU: 28 days after A level results day

Placed applicants to nursing: applicants at 28 days after A level results day

Applicant type	Status	2010	2011	2012	2013	2014	2015	2016	2017	2018	2019
All applicants	Placed	80	80	60	60	60	80	60	100	130	200

AB.5 Placed applicants to nursing from outside the EU: 28 days after A level results day

Placed applicants to nursing: difference between cycle and 2018 cycle

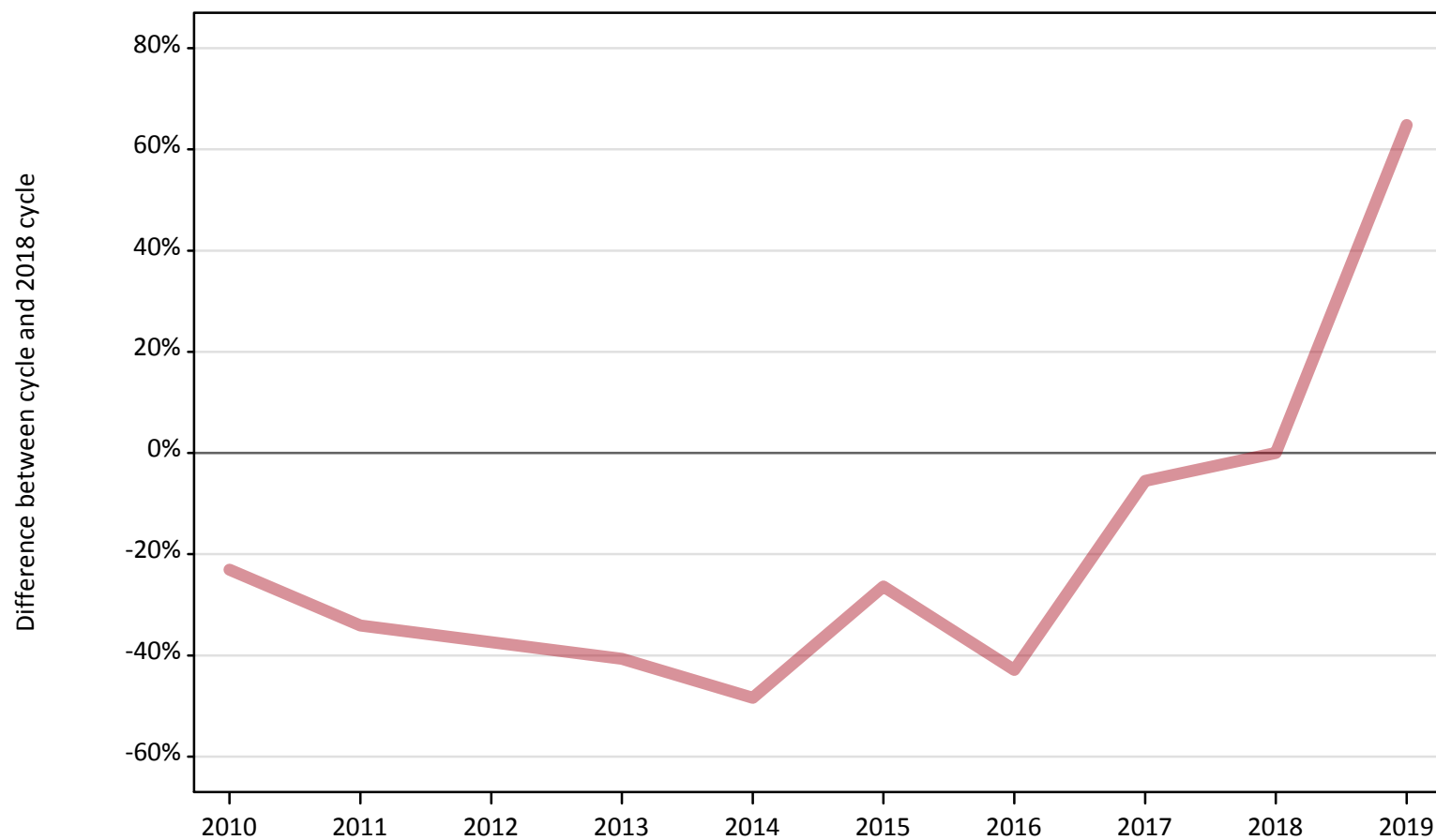
Applicant type	Status	2010	2011	2012	2013	2014	2015	2016	2017	2018	2019
All applicants	Placed	-36%	-38%	-49%	-53%	-50%	-38%	-52%	-20%	0%	59%

Note: The percentage change is not recorded in the above table for groups with fewer than 10 placed applicants in that cycle or in the 2018 cycle.

AB.6 Placed main scheme applicants to nursing from outside the EU: 28 days after A level results day

All Main scheme placed routes (excluding Adjustment): difference between cycle and 2018 cycle

- Placed (Clearing)
- Placed (Firm)
- Placed (Insurance)
- Placed (Other)



Note: The percentage change is not plotted in the above chart for groups with fewer than 30 placed applicants in any one cycle.

AB.7 Placed main scheme applicants to nursing from outside the EU: 28 days after A level results day

All Main scheme placed routes (excluding Adjustment): applicants at 28 days after A level results day

Applicant type	Status	2010	2011	2012	2013	2014	2015	2016	2017	2018	2019
Main scheme	Placed (Clearing)	0	10	0	0	10	0	0	0	10	10
	Placed (Firm)	70	60	60	50	50	70	50	90	90	150
	Placed (Insurance)	0	0	0	0	0	0	0	0	0	10
	Placed (Other)	10	10	0	0	10	10	0	10	20	20

AB.8 Placed main scheme applicants to nursing from outside the EU: 28 days after A level results day

All Main scheme placed routes (excluding Adjustment): difference between cycle and 2018 cycle

Applicant type	Status	2010	2011	2012	2013	2014	2015	2016	2017	2018	2019
Main scheme	Placed (Clearing)										
	Placed (Firm)	-23%	-34%	-37%	-41%	-48%	-26%	-43%	-5%	0%	65%
	Placed (Insurance)										
	Placed (Other)									0%	33%

Note: The percentage change is not recorded in the above table for groups with fewer than 10 placed applicants in that cycle or in the 2018 cycle.

AB.9 Main scheme applicants placed to nursing through adjustment: 28 days after A level results day

Placed through adjustment: difference between cycle and 2018 cycle

[This chart is not part of this report]

AB.10 Main scheme applicants placed to nursing through adjustment: 28 days after A level results day

Placed through adjustment: applicants at 28 days after A level results day

Applicant type	Status	2010	2011	2012	2013	2014	2015	2016	2017	2018	2019
Main scheme	Placed (Adjustment)	0	0	0	0	0	0	0	0	0	0

AB.11 Main scheme applicants placed to nursing through adjustment: 28 days after A level results day

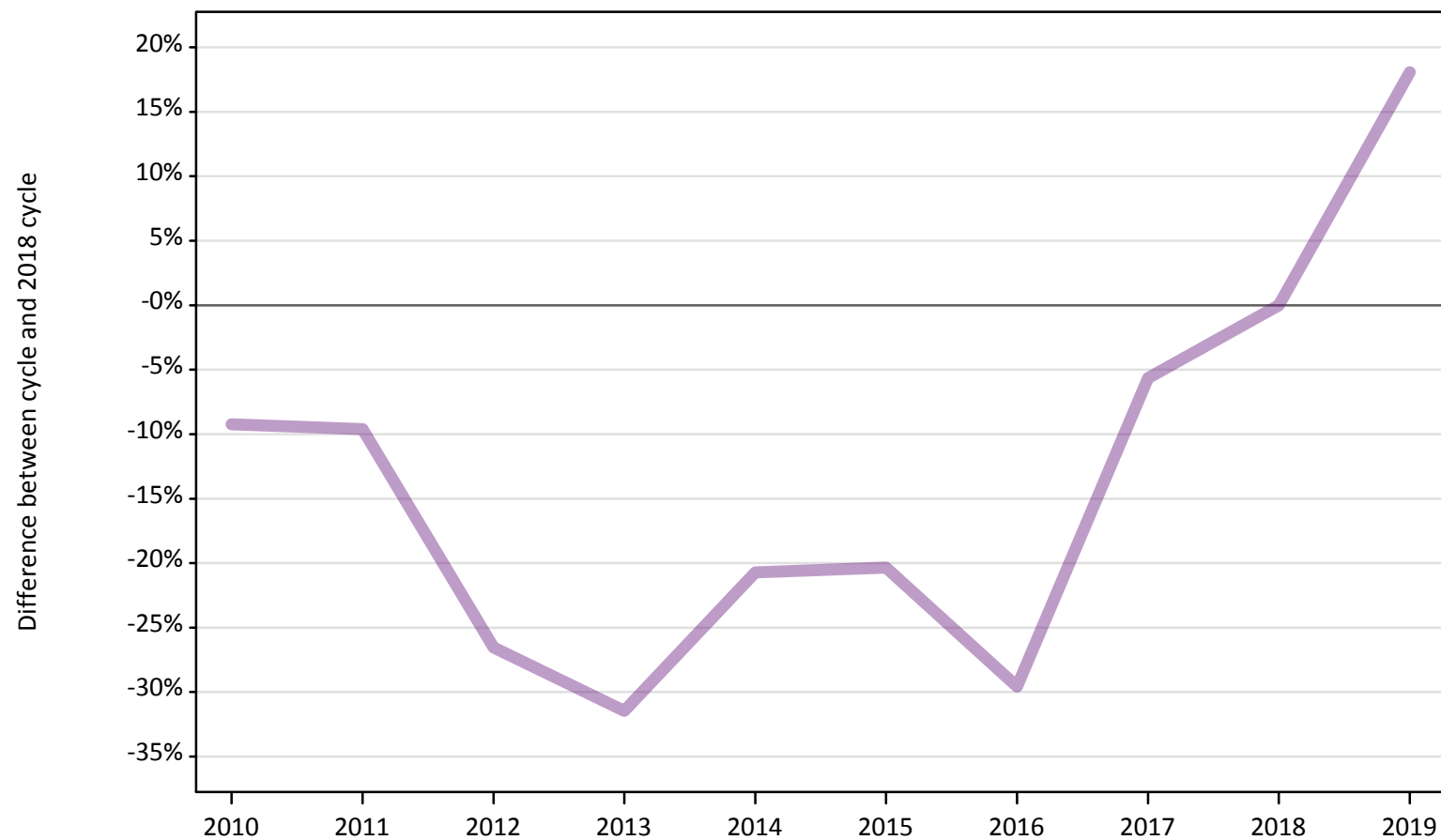
Placed through adjustment: difference between cycle and 2018 cycle

[This table is not part of this report]

AB.12 Main scheme applicants to nursing not currently placed from outside the EU: 28 days after A level results day

Applicants in unplaced states: difference between cycle and 2018 cycle

- Holding offer
- Free to be placed in Clearing



Note: The percentage change is not plotted in the above chart for groups with fewer than 30 unplaced applicants in any one cycle.

AB.13 Main scheme applicants to nursing not currently placed from outside the EU: 28 days after A level results day

Applicants in unplaced states: applicants at 28 days after A level results day

Applicant type	Status	2010	2011	2012	2013	2014	2015	2016	2017	2018	2019
Main scheme	Holding offer	0	0	10	10	10	20	10	10	40	60
	Free to be placed in Clearing	480	480	390	360	420	420	370	500	530	630

AB.14 Main scheme applicants to nursing not currently placed from outside the EU: 28 days after A level results day

Applicants in unplaced states: difference between cycle and 2018 cycle

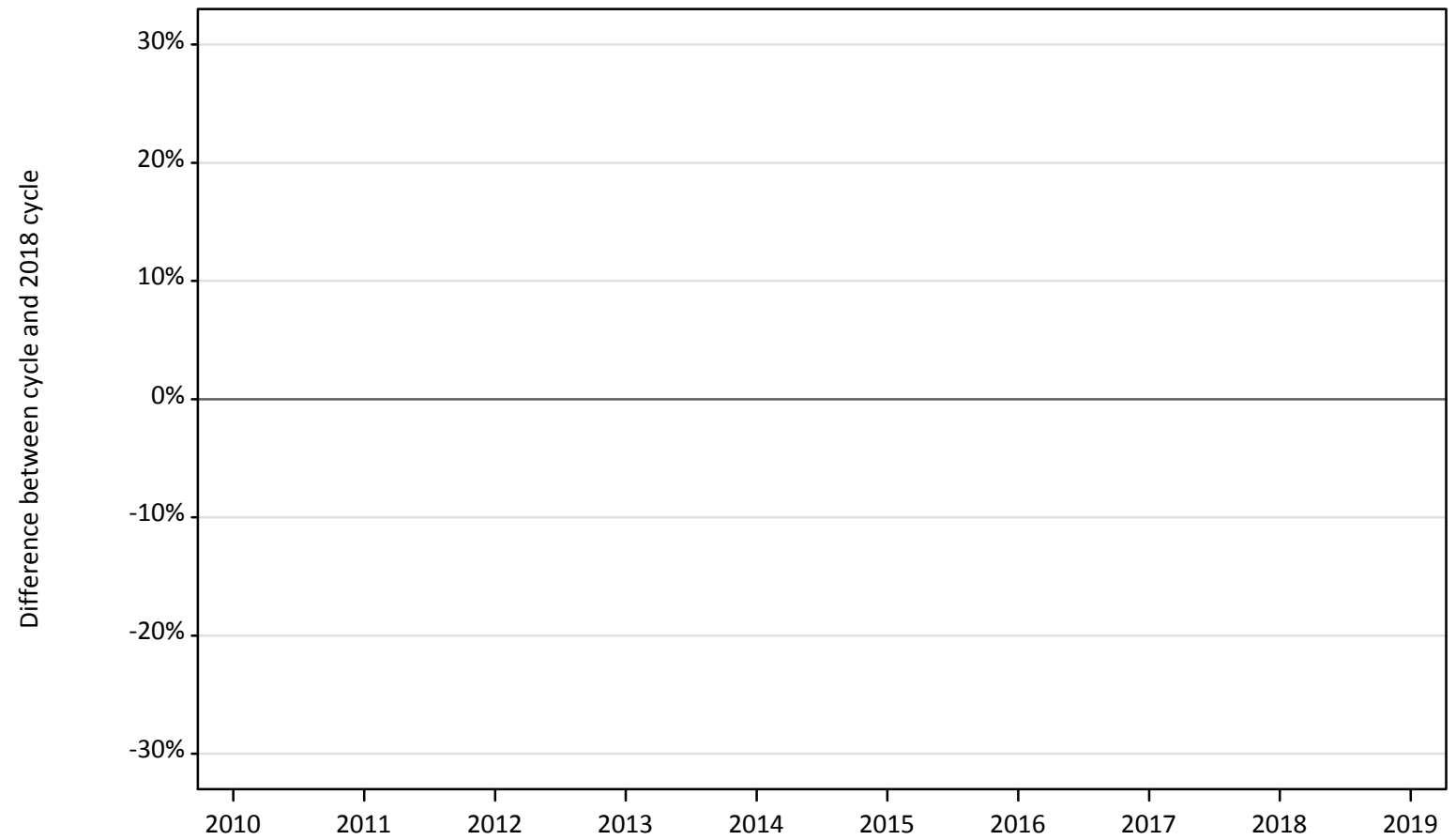
Applicant type	Status	2010	2011	2012	2013	2014	2015	2016	2017	2018	2019
Main scheme	Holding offer				-68%	-70%	-43%			0%	54%
	Free to be placed in Clearing	-9%	-10%	-27%	-31%	-21%	-20%	-30%	-6%	0%	18%

Note: The percentage change is not recorded in the above table for groups with fewer than 10 unplaced applicants in that cycle or in the 2018 cycle.

AB.15 Direct to Clearing applicants from outside the EU: 28 days after A level results day

Direct to Clearing: difference between cycle and 2018 cycle

- Placed (Direct to Clearing)
- Other (Direct to Clearing)



Note: The percentage change is not plotted in the above chart for groups with fewer than 30 placed applicants in any one cycle.

AB.16 Direct to Clearing applicants from outside the EU: 28 days after A level results day

Direct to Clearing 28 days after A level results day

Applicant type	Status	2010	2011	2012	2013	2014	2015	2016	2017	2018	2019
Direct to Clearing	Placed (Direct to Clearing)	0	0	0	0	0	0	0	0	10	10
	Other (Direct to Clearing)	0	0	0	0	0	10	0	10	10	20

AB.17 Direct to Clearing applicants from outside the EU: 28 days after A level results day

Direct to Clearing: difference between cycle and 2018 cycle

Applicant type	Status	2010	2011	2012	2013	2014	2015	2016	2017	2018	2019
Direct to Clearing	Placed (Direct to Clearing)										
	Other (Direct to Clearing)									0%	31%

Note: The percentage change is not recorded in the above table for groups with fewer than 10 placed applicants in that cycle or in the 2018 cycle.