

Daily Clearing Analysis: Overview

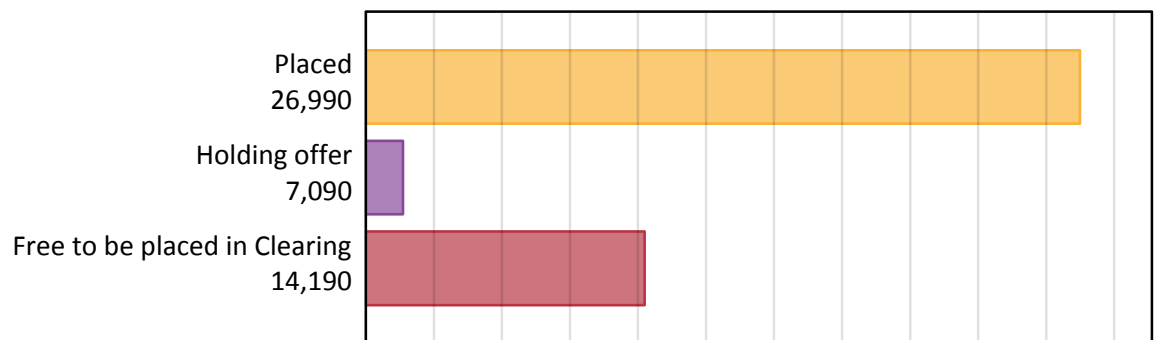
Analysis at 00:05 on Tuesday 4 August 2015 (SQA results day)

A.1 Applicants by type and status from Scotland, 2015 cycle

Applicants at SQA results day

Applicant type	Status	2015
Main scheme	Placed (Clearing)	50
	Placed (Adjustment)	0
	Placed (Firm)	25,580
	Placed (Insurance)	880
	Placed (Other)	460
	Holding offer	7,090
	Free to be placed in Clearing	14,190
Direct to Clearing	Placed (Direct to Clearing)	20
	Other (Direct to Clearing)	270
All applicants	Placed	26,990

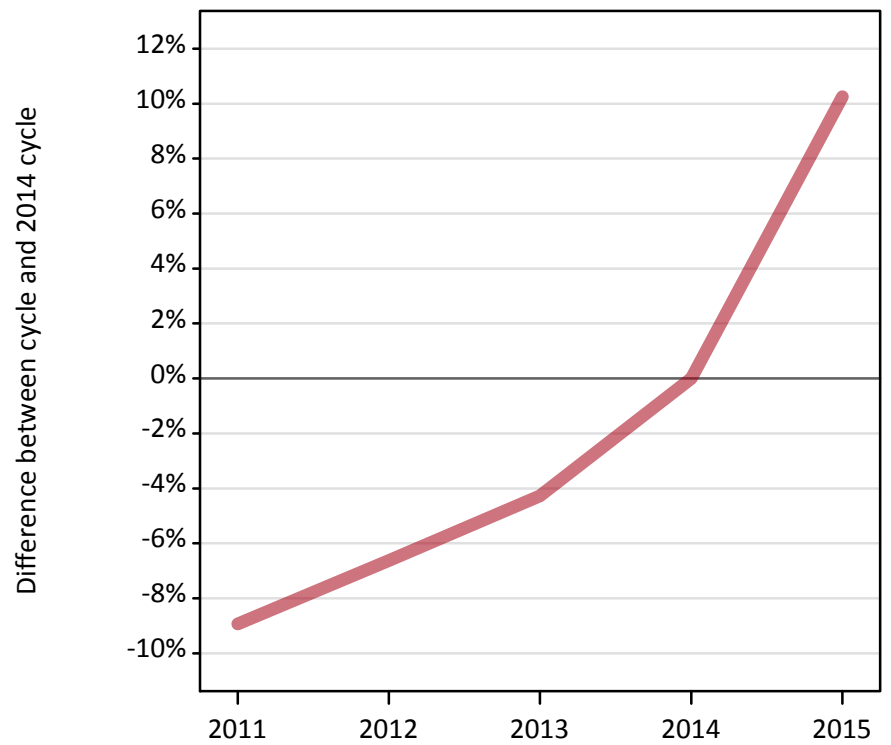
A.2 Summary of applicants who are placed, holding offers or free to be placed in Clearing, from Scotland



A.3 All placed applicants from Scotland: SQA results day

All placed applicants: change relative to 2014 cycle totals

Placed



A.4 All placed applicants from Scotland: SQA results day

All placed applicants: applicants at SQA results day

Applicant type	Status	2011	2012	2013	2014	2015
All applicants	Placed	22,290	22,860	23,430	24,480	26,990

A.5 All placed applicants from Scotland: SQA results day

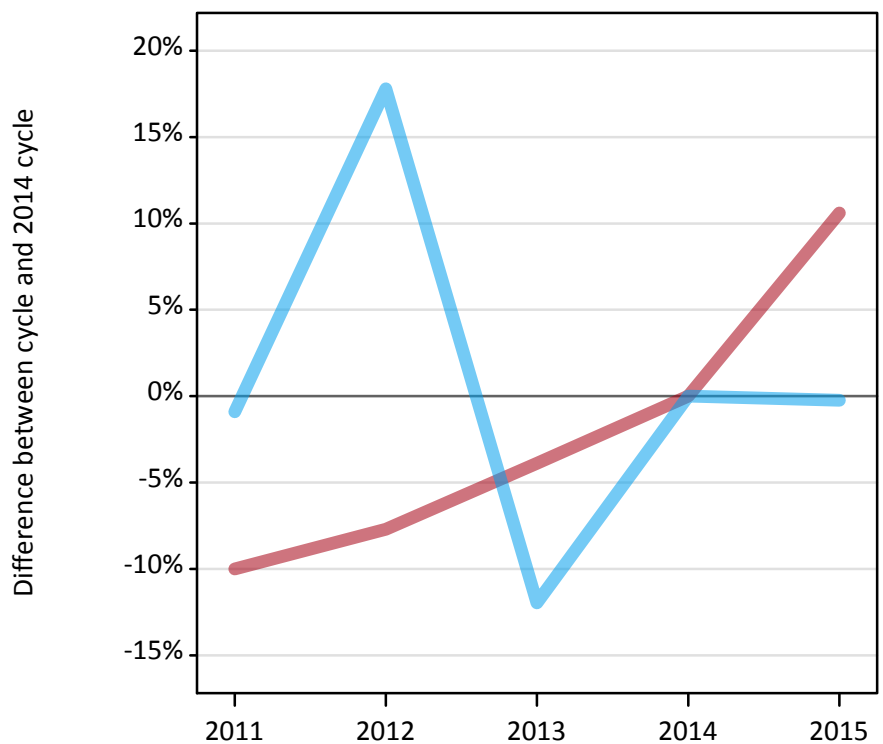
All placed applicants: change relative to 2014 cycle totals

Applicant type	Status	2011	2012	2013	2014	2015
All applicants	Placed	-9%	-7%	-4%	0%	10%

A.6 Placed main scheme applicants from Scotland: SQA results day

Selected placed routes: change relative to 2014 cycle totals

Placed (Firm)
Placed (Insurance)



A.7 Placed main scheme applicants from Scotland: SQA results day

All Main scheme placed routes (excluding Adjustment): applicants at SQA results day

Applicant type	Status	2011	2012	2013	2014	2015
Main scheme	Placed (Clearing)	30	40	30	40	50
	Placed (Firm)	20,810	21,340	22,230	23,130	25,580
	Placed (Insurance)	870	1,030	770	880	880
	Placed (Other)	580	430	390	420	460

A.8 Placed main scheme applicants from Scotland: SQA results day

Selected placed routes: change relative to 2014 cycle totals

Applicant type	Status	2011	2012	2013	2014	2015
Main scheme	Placed (Firm)	-10%	-8%	-4%	0%	11%
	Placed (Insurance)	-1%	18%	-12%	0%	-0%

A.9 Main scheme applicants not currently placed from Scotland: SQA results day

Applicants in unplaced states: change relative to 2014 cycle totals

— Holding offer
— Free to be placed in Clearing



A.10 Main scheme applicants not currently placed from Scotland: SQA results day

Applicants in unplaced states: applicants at SQA results day

Applicant type	Status	2011	2012	2013	2014	2015
Main scheme	Holding offer	7,980	7,120	7,430	7,000	7,090
	Free to be placed in Clearing	12,810	12,200	11,790	12,200	14,190

A.11 Main scheme applicants not currently placed from Scotland: SQA results day

Applicants in unplaced states: change relative to 2014 cycle totals

Applicant type	Status	2011	2012	2013	2014	2015
Main scheme	Holding offer	14%	2%	6%	0%	1%
	Free to be placed in Clearing	5%	-0%	-3%	0%	16%