

Daily Clearing Analysis: Overview

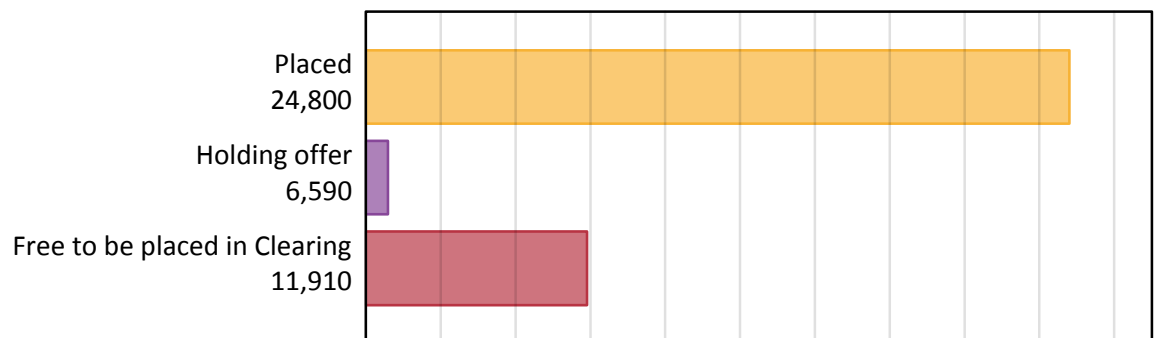
Analysis at 00:05 on Tuesday 4 August 2015 (SQA results day - No Scot.X1)

AX.1 Applicants by type and status from Scotland, 2015 cycle

Applicants at SQA results day

Applicant type	Status	2015
Main scheme	Placed (Clearing)	50
	Placed (Adjustment)	0
	Placed (Firm)	23,460
	Placed (Insurance)	860
	Placed (Other)	420
	Holding offer	6,590
	Free to be placed in Clearing	11,910
Direct to Clearing	Placed (Direct to Clearing)	10
	Other (Direct to Clearing)	270
All applicants	Placed	24,800

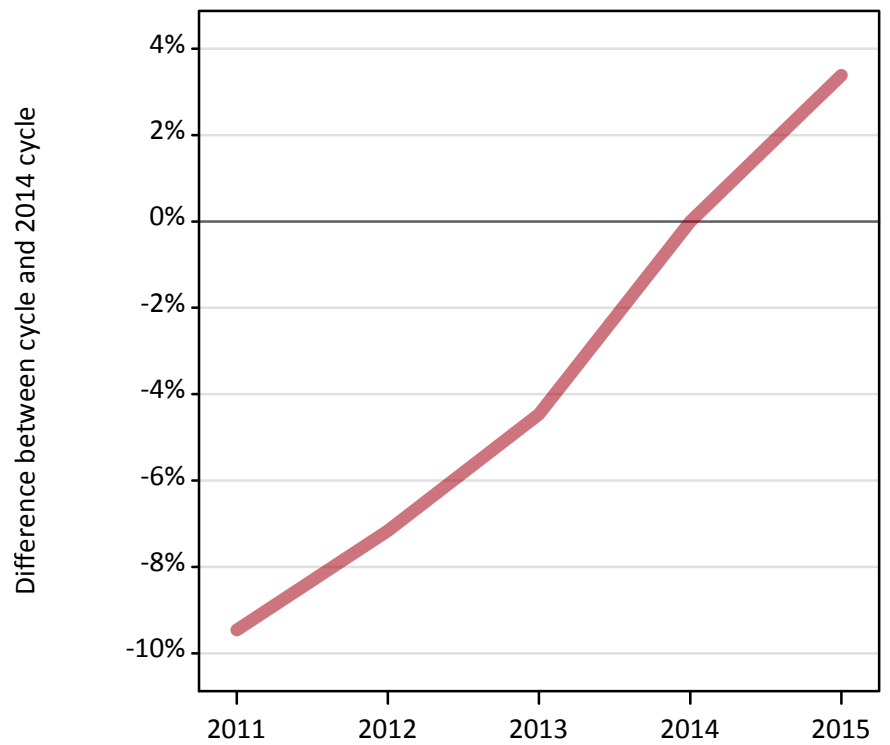
AX.2 Summary of applicants who are placed, holding offers or free to be placed in Clearing, from Scotland



AX.3 All placed applicants from Scotland: SQA results day

All placed applicants: change relative to 2014 cycle totals

Placed



AX.4 All placed applicants from Scotland: SQA results day

All placed applicants: applicants at SQA results day

Applicant type	Status	2011	2012	2013	2014	2015
All applicants	Placed	21,720	22,270	22,920	23,990	24,800

AX.5 All placed applicants from Scotland: SQA results day

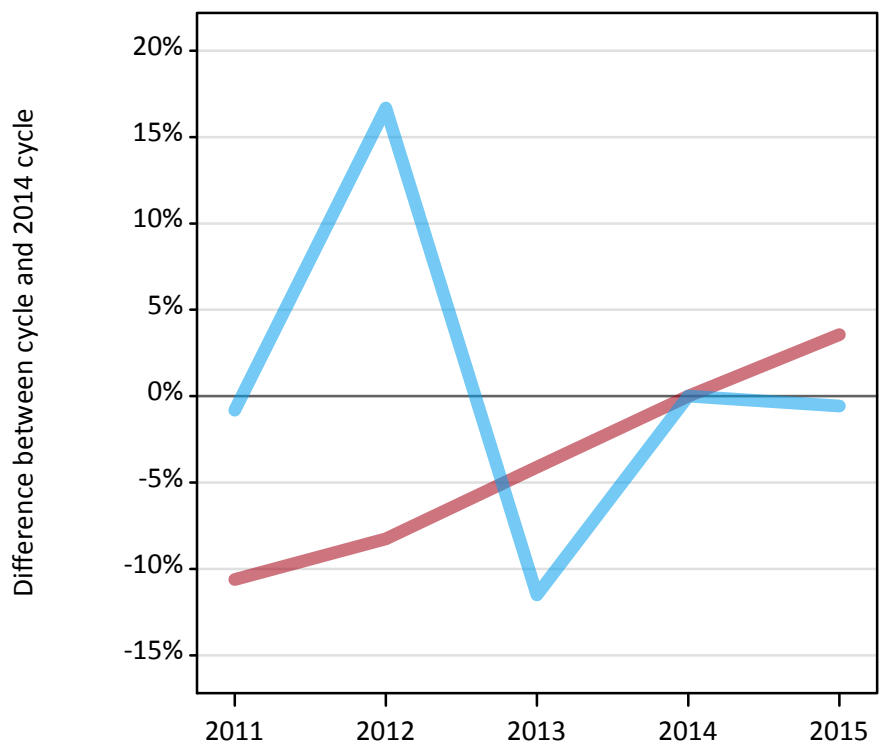
All placed applicants: change relative to 2014 cycle totals

Applicant type	Status	2011	2012	2013	2014	2015
All applicants	Placed	-9%	-7%	-4%	0%	3%

AX.6 Placed main scheme applicants from Scotland: SQA results day

Selected placed routes: change relative to 2014 cycle totals

Placed (Firm)
Placed (Insurance)



AX.7 Placed main scheme applicants from Scotland: SQA results day

All Main scheme placed routes (excluding Adjustment): applicants at SQA results day

Applicant type	Status	2011	2012	2013	2014	2015
Main scheme	Placed (Clearing)	30	40	30	40	50
	Placed (Firm)	20,250	20,780	21,720	22,650	23,460
	Placed (Insurance)	860	1,010	770	870	860
	Placed (Other)	570	430	390	420	420

AX.8 Placed main scheme applicants from Scotland: SQA results day

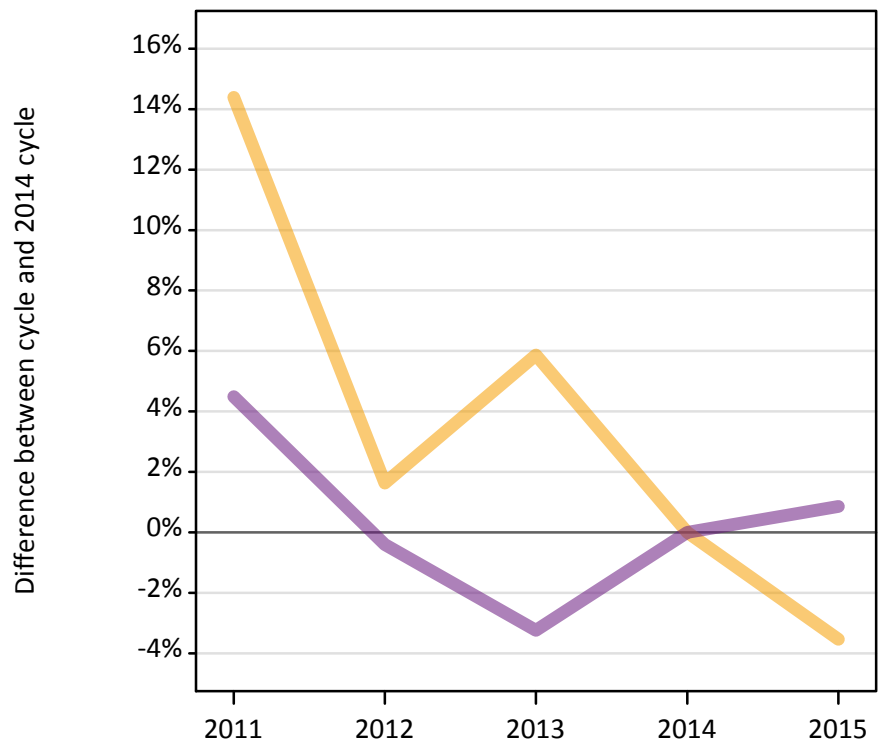
Selected placed routes: change relative to 2014 cycle totals

Applicant type	Status	2011	2012	2013	2014	2015
Main scheme	Placed (Firm)	-11%	-8%	-4%	0%	4%
	Placed (Insurance)	-1%	17%	-12%	0%	-1%

AX.9 Main scheme applicants not currently placed from Scotland: SQA results day

Applicants in unplaced states: change relative to 2014 cycle totals

— Holding offer
— Free to be placed in Clearing



AX.10 Main scheme applicants not currently placed from Scotland: SQA results day

Applicants in unplaced states: applicants at SQA results day

Applicant type	Status	2011	2012	2013	2014	2015
Main scheme	Holding offer	7,820	6,940	7,230	6,830	6,590
	Free to be placed in Clearing	12,340	11,760	11,420	11,810	11,910

AX.11 Main scheme applicants not currently placed from Scotland: SQA results day

Applicants in unplaced states: change relative to 2014 cycle totals

Applicant type	Status	2011	2012	2013	2014	2015
Main scheme	Holding offer	14%	2%	6%	0%	-4%
	Free to be placed in Clearing	4%	-0%	-3%	0%	1%