

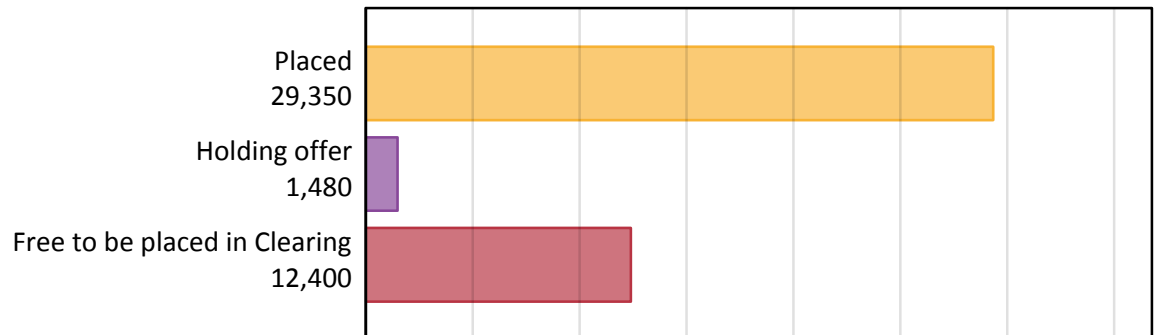
Daily Clearing Analysis: Overview

Analysis at 00:05 on Monday 24 August 2015 (11 days after A level results day - No Scot.X1)

AX.1 Applicants by type and status from Scotland, 2015 cycle

Applicant type	Status	2015
Main scheme	Placed (Clearing)	1,050
	Placed (Adjustment)	10
	Placed (Firm)	26,150
	Placed (Insurance)	1,490
	Placed (Other)	500
	Holding offer	1,480
	Free to be placed in Clearing	12,400
Direct to Clearing	Placed (Direct to Clearing)	160
	Other (Direct to Clearing)	350
All applicants	Placed	29,350

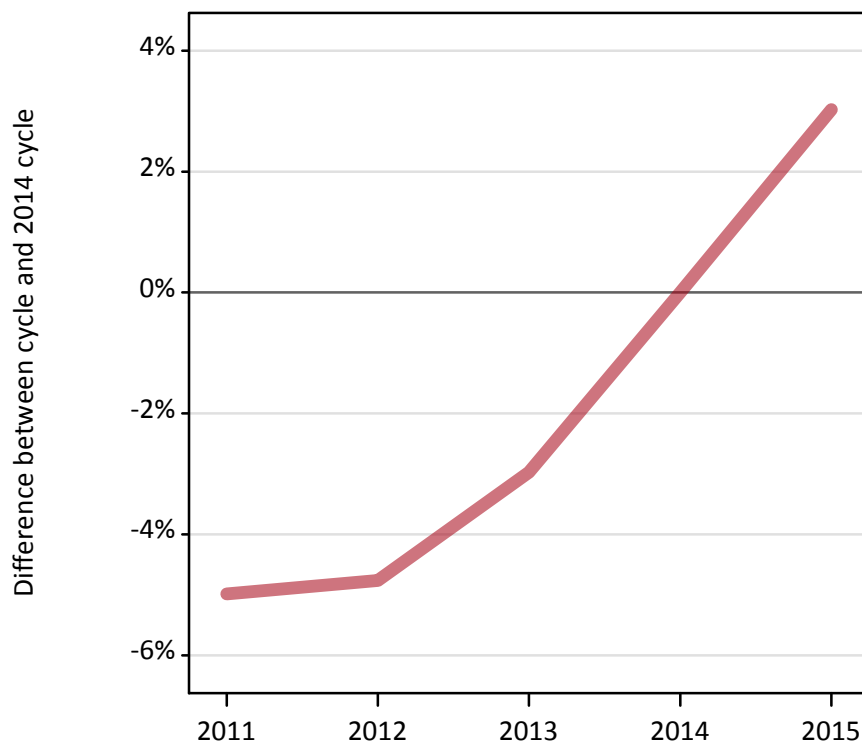
AX.2 Summary of applicants who are placed, holding offers or free to be placed in Clearing (Scotland)



AX.3 All placed applicants from Scotland: 11 days after A level results day

All placed applicants: difference between cycle and 2014 cycle

Placed



AX.4 All placed applicants from Scotland: 11 days after A level results day

All placed applicants: applicants at 11 days after A level results day

Applicant type	Status	2011	2012	2013	2014	2015
All applicants	Placed	27,060	27,130	27,640	28,480	29,350

AX.5 All placed applicants from Scotland: 11 days after A level results day

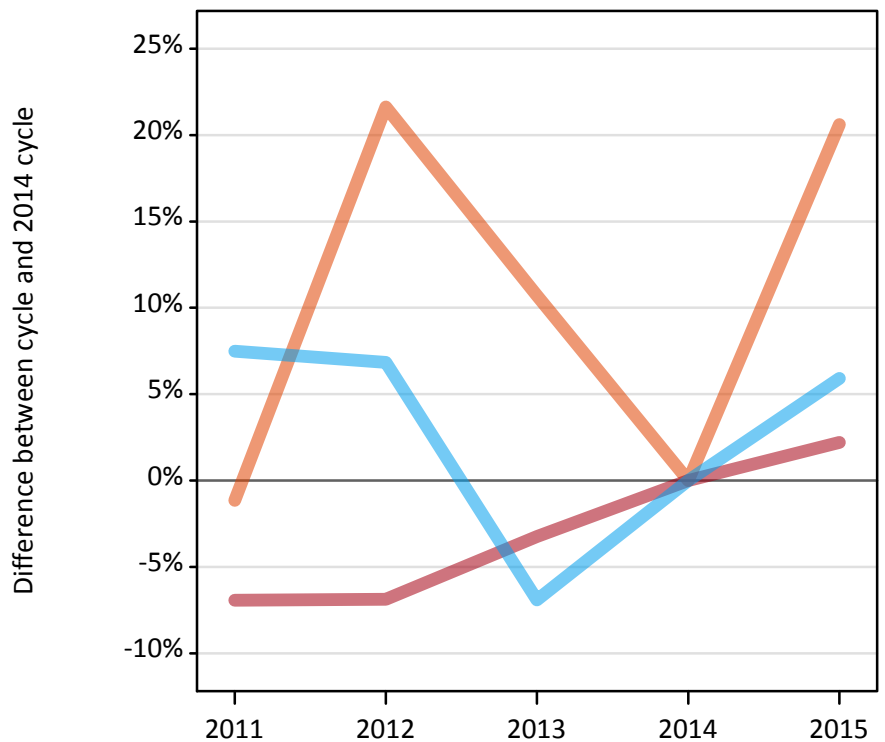
All placed applicants: difference between cycle and 2014 cycle

Applicant type	Status	2011	2012	2013	2014	2015
All applicants	Placed	-5%	-5%	-3%	0%	3%

AX.6 Placed main scheme applicants from Scotland: 11 days after A level results day

Selected placed routes: difference between cycle and 2014 cycle

- Placed (Clearing)
- Placed (Firm)
- Placed (Insurance)



AX.7 Placed main scheme applicants from Scotland: 11 days after A level results day

All Main scheme placed routes (excluding Adjustment): applicants at 11 days after A level results day

Applicant type	Status	2011	2012	2013	2014	2015
Main scheme	Placed (Clearing)	860	1,060	960	870	1,050
	Placed (Firm)	23,810	23,830	24,760	25,590	26,150
	Placed (Insurance)	1,510	1,500	1,310	1,400	1,490
	Placed (Other)	770	600	470	500	500

AX.8 Placed main scheme applicants from Scotland: 11 days after A level results day

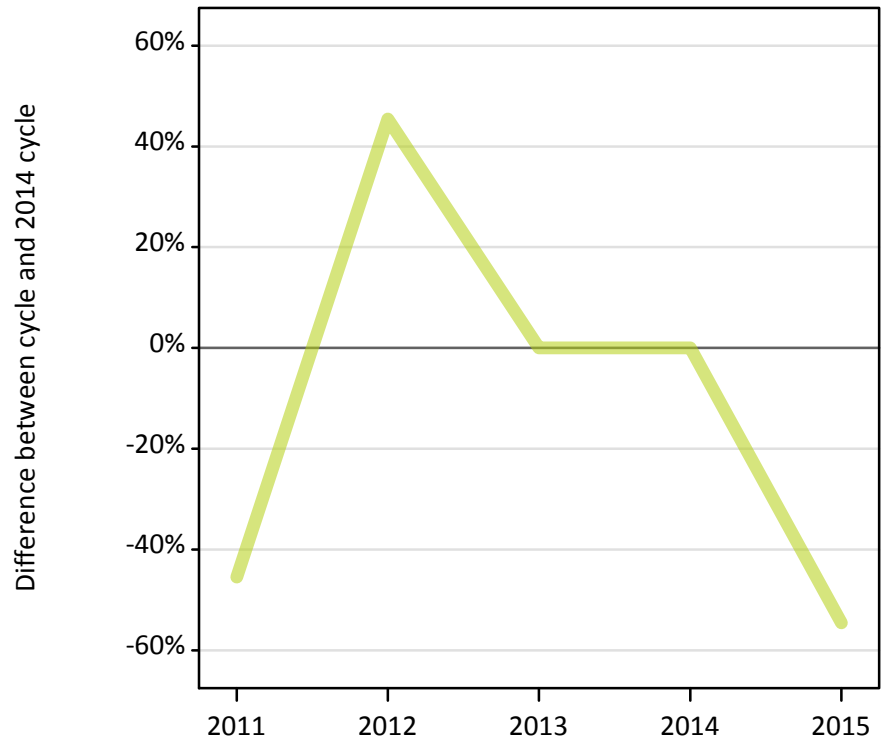
Selected placed routes: difference between cycle and 2014 cycle

Applicant type	Status	2011	2012	2013	2014	2015
Main scheme	Placed (Clearing)	-1%	22%	11%	0%	21%
	Placed (Firm)	-7%	-7%	-3%	0%	2%
	Placed (Insurance)	7%	7%	-7%	0%	6%

AX.9 Main scheme applicants placed through adjustment: 11 days after A level results day

Placed through adjustment: difference between cycle and 2014 cycle

Placed (Adjustment)



AX.10 Main scheme applicants placed through adjustment: 11 days after A level results day

Placed through adjustment: applicants at 11 days after A level results day

Applicant type	Status	2011	2012	2013	2014	2015
Main scheme	Placed (Adjustment)	10	20	10	10	10

AX.11 Main scheme applicants placed through adjustment: 11 days after A level results day

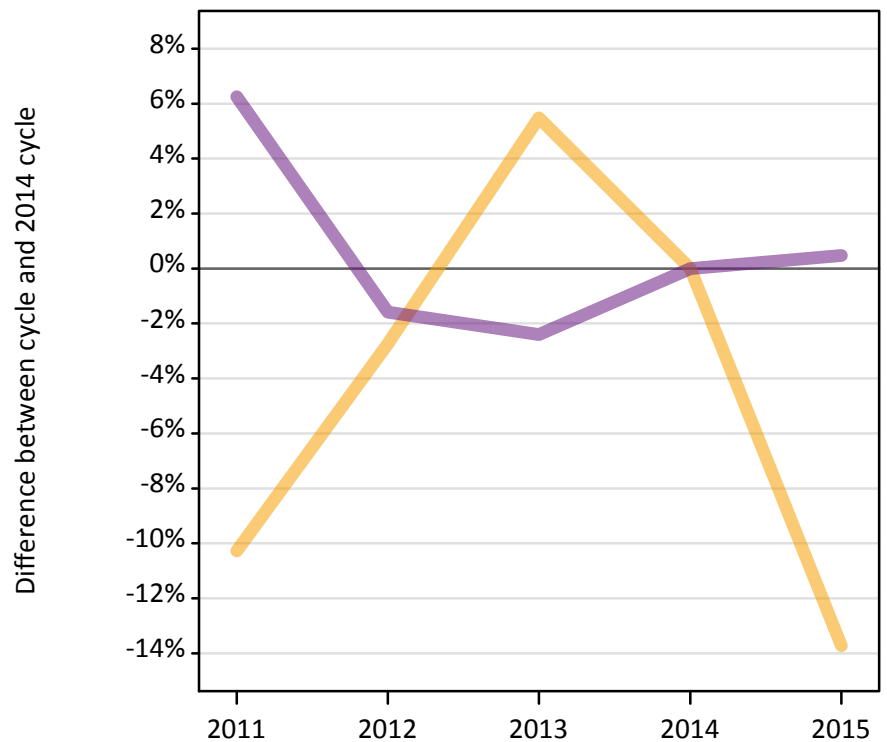
Placed through adjustment: difference between cycle and 2014 cycle

Applicant type	Status	2011	2012	2013	2014	2015
Main scheme	Placed (Adjustment)	-45%	45%	0%	0%	-55%

AX.12 Main scheme applicants not currently placed from Scotland: 11 days after A level results day

Applicants in unplaced states: difference between cycle and 2014 cycle

— Holding offer
— Free to be placed in Clearing



AX.13 Main scheme applicants not currently placed from Scotland: 11 days after A level results day

Applicants in unplaced states: applicants at 11 days after A level results day

Applicant type	Status	2011	2012	2013	2014	2015
Main scheme	Holding offer	1,540	1,670	1,810	1,710	1,480
	Free to be placed in Clearing	13,110	12,140	12,040	12,340	12,400

AX.14 Main scheme applicants not currently placed from Scotland: 11 days after A level results day

Applicants in unplaced states: difference between cycle and 2014 cycle

Applicant type	Status	2011	2012	2013	2014	2015
Main scheme	Holding offer	-10%	-3%	5%	0%	-14%
	Free to be placed in Clearing	6%	-2%	-2%	0%	0%

AX.15 Direct to Clearing applicants from Scotland: 11 days after A level results day

Placed (Direct to Clearing): difference between cycle and 2014 cycle

Placed (Direct to Clearing)



AX.16 Direct to Clearing applicants from Scotland: 11 days after A level results day

Direct to Clearing 11 days after A level results day

Applicant type	Status	2011	2012	2013	2014	2015
Direct to Clearing	Placed (Direct to Clearing)	100	130	130	110	160
	Other (Direct to Clearing)	260	270	280	260	350

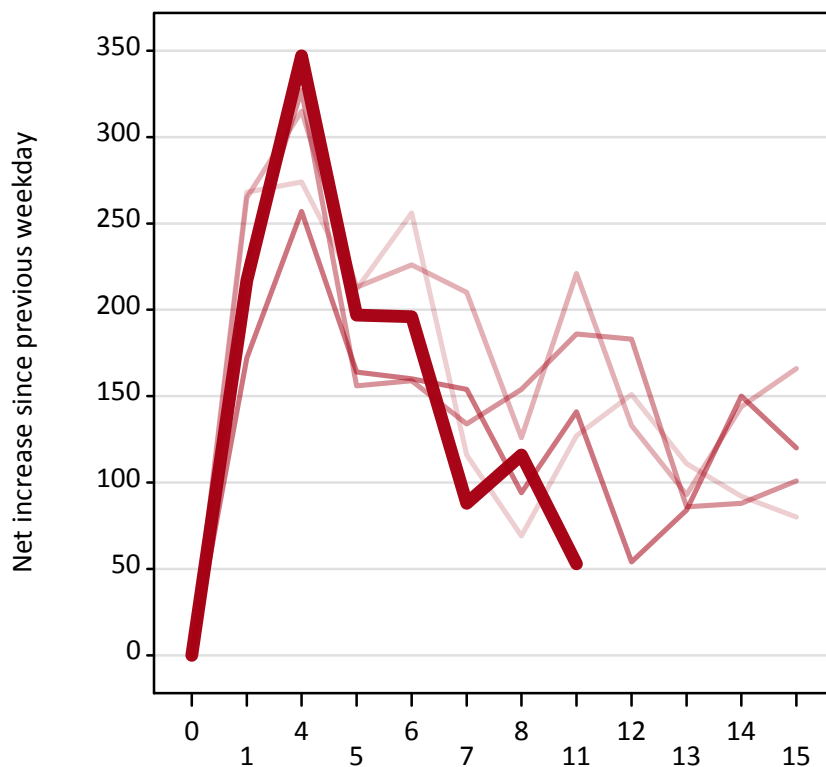
AX.17 Direct to Clearing applicants from Scotland: 11 days after A level results day

Placed (Direct to Clearing): difference between cycle and 2014 cycle

Applicant type	Status	2011	2012	2013	2014	2015
Direct to Clearing	Placed (Direct to Clearing)	-5%	20%	16%	0%	46%

AX.18 All Placed: Daily net change (from Scotland)

Net increase since previous weekday (2015 cycle up to 11 days after A level results day)



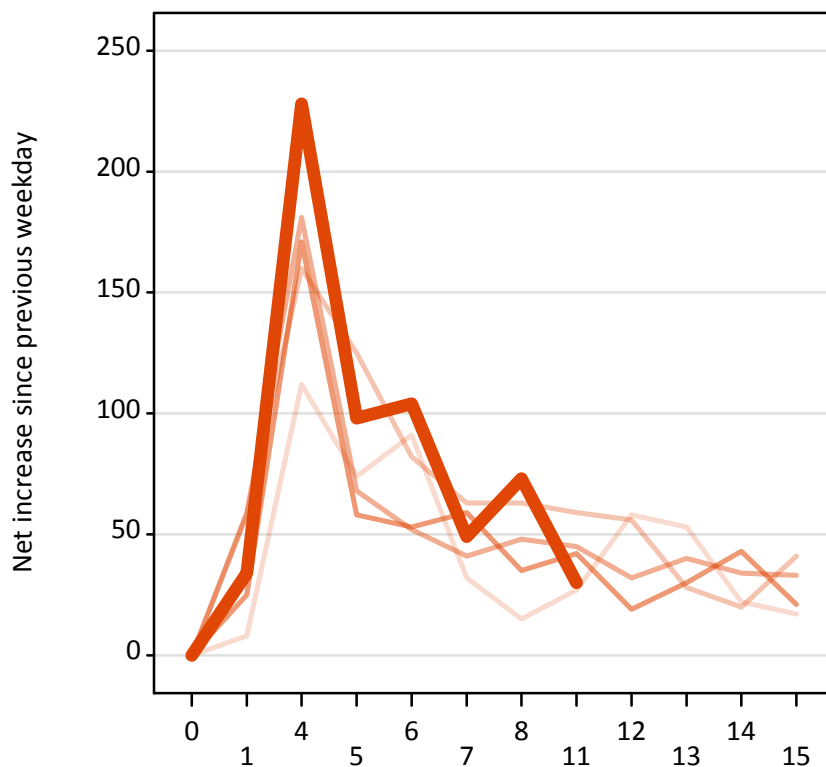
AX.19 All Placed: Daily net change (from Scotland)

Net increase since previous weekday (2015 cycle up to 11 days after A level results day)

Applicant status, days since A level results day		2011	2012	2013	2014	2015
All Placed	0	0	0	0	0	0
	1	270	270	230	170	220
	4	270	320	330	260	350
	5	210	210	160	160	200
	6	260	230	160	160	200
	7	120	210	130	150	90
	8	70	130	150	90	120
	11	130	220	190	140	50
	12	150	130	180	50	
	13	110	90	90	80	
	14	90	140	90	150	
	15	80	170	100	120	

AX.20 Placed through Clearing only: Daily net change (from Scotland)

Net increase since previous weekday (2015 cycle up to 11 days after A level results day)



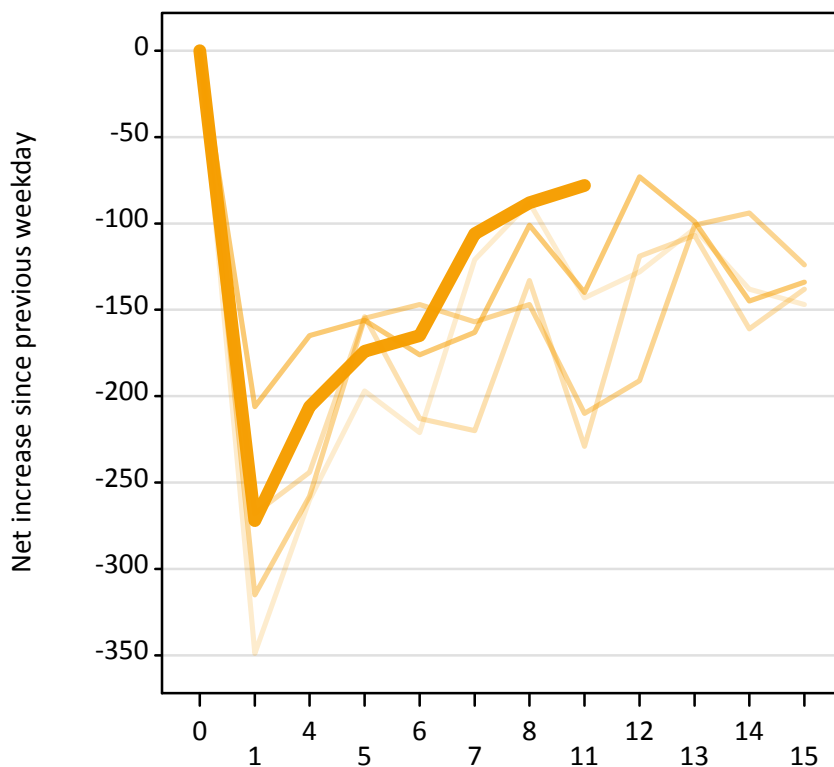
AX.21 Placed through Clearing only: Daily net change (from Scotland)

Net increase since previous weekday (2015 cycle up to 11 days after A level results day)

Applicant status, days since A level results day		2011	2012	2013	2014	2015
Placed through Clearing only	0	0	0	0	0	0
	1	10	60	60	30	30
	4	110	160	180	170	230
	5	70	130	70	60	100
	6	90	80	50	50	100
	7	30	60	40	60	50
	8	20	60	50	40	70
	11	30	60	50	40	30
	12	60	60	30	20	
	13	50	30	40	30	
	14	20	20	30	40	
	15	20	40	30	20	

AX.22 Holding Offer: Daily net change (from Scotland)

Net increase since previous weekday (2015 cycle up to 11 days after A level results day)



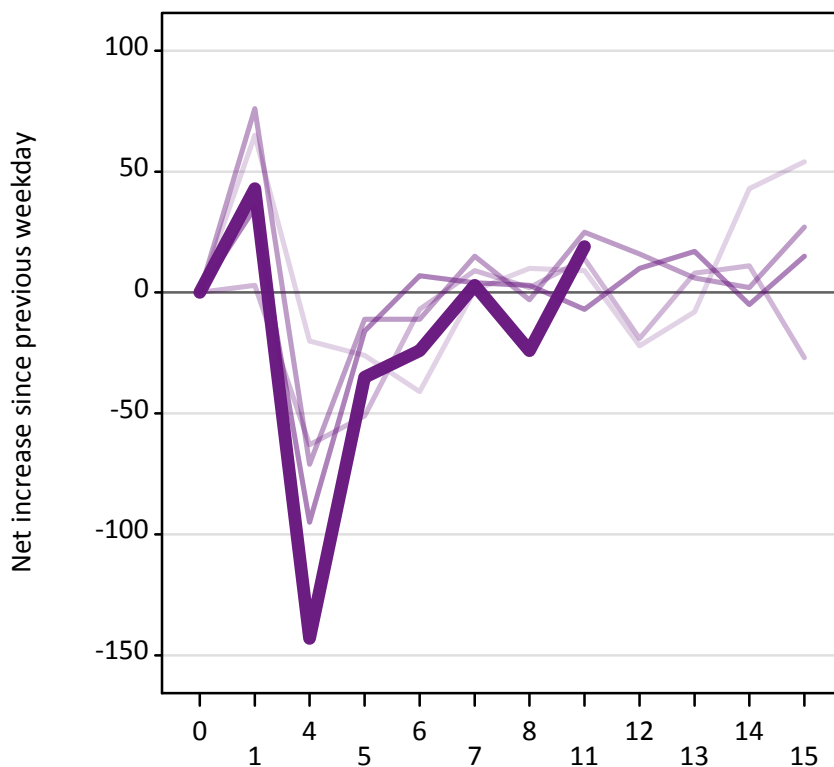
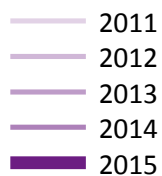
AX.23 Holding Offer: Daily net change (from Scotland)

Net increase since previous weekday (2015 cycle up to 11 days after A level results day)

Applicant status, days since A level results day		2011	2012	2013	2014	2015
Holding Offer	0	0	0	0	0	0
	1	-350	-270	-320	-210	-270
	4	-260	-240	-260	-170	-210
	5	-200	-150	-160	-160	-170
	6	-220	-210	-150	-180	-170
	7	-120	-220	-160	-160	-110
	8	-90	-130	-150	-100	-90
	11	-140	-230	-210	-140	-80
	12	-130	-120	-190	-70	
	13	-100	-110	-100	-100	
	14	-140	-160	-90	-150	
	15	-150	-140	-120	-130	

AX.24 Free to be placed in Clearing: Daily net change (from Scotland)

Net increase since previous weekday (2015 cycle up to 11 days after A level results day)



AX.25 Free to be placed in Clearing: Daily net change (from Scotland)

Net increase since previous weekday (2015 cycle up to 11 days after A level results day)

Applicant status, days since A level results day		2011	2012	2013	2014	2015
Free to be placed in Clearing	0	0	0	0	0	0
	1	70	0	80	40	40
	4	-20	-60	-70	-100	-140
	5	-30	-50	-10	-20	-40
	6	-40	-10	-10	10	-20
	7	0	10	20	0	0
	8	10	0	0	0	-20
	11	10	10	30	-10	20
	12	-20	-20	20	10	
	13	-10	10	10	20	
	14	40	10	0	-10	
	15	50	-30	30	20	