

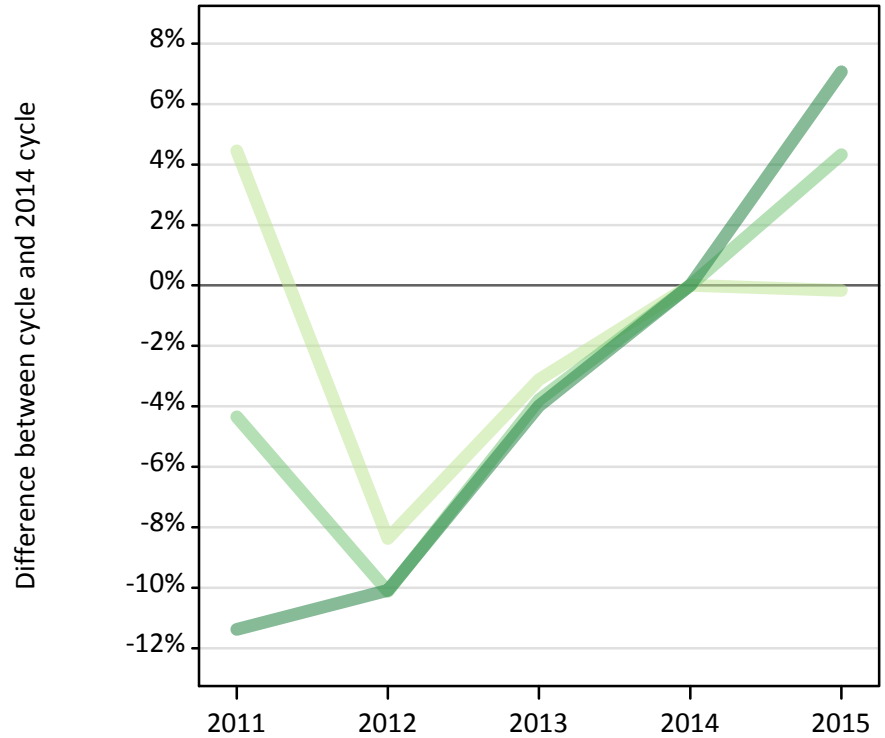
Daily Clearing Analysis: Tariff

Analysis at 00:05 on Monday 24 August 2015 (11 days after A level results day)

T.1 Placed applicants from all domiciles by tariff group: 11 days after A level results day

Placed applicants: change relative to 2014 cycle totals

- Lower tariff
- Medium tariff
- Higher tariff



T.2 Placed applicants from all domiciles by tariff group: 11 days after A level results day

Applicant Status	Tariff group	2011	2012	2013	2014	2015
Placed	Lower tariff	194,540	170,660	180,450	186,260	185,940
	Medium tariff	142,070	133,500	142,910	148,530	154,960
	Higher tariff	118,740	120,470	128,650	133,990	143,450

T.3 Placed applicants from all domiciles by tariff group: 11 days after A level results day

Placed applicants: change relative to 2014 cycle totals

Applicant Status	Tariff group	2011	2012	2013	2014	2015
Placed	Lower tariff	4%	-8%	-3%	0%	-0%
	Medium tariff	-4%	-10%	-4%	0%	4%
	Higher tariff	-11%	-10%	-4%	0%	7%

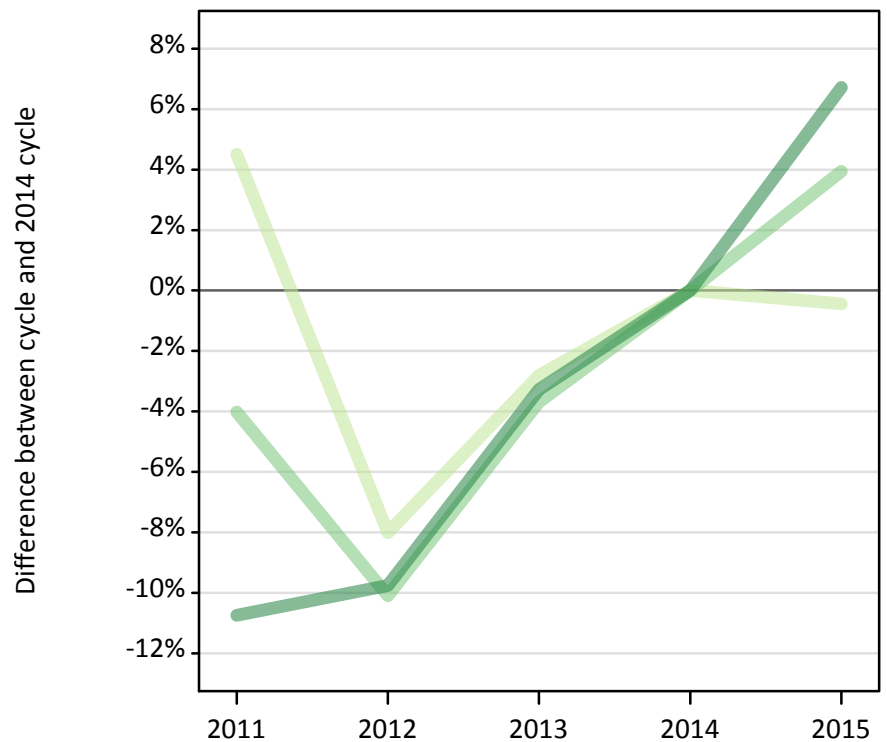
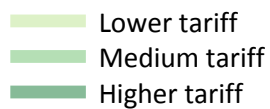
T.4 Placed applicants from all domiciles by tariff group: 11 days after A level results day

Placed applicants: absolute change relative to 2014 cycle totals

Applicant Status	Tariff group	2011	2012	2013	2014	2015
Placed	Lower tariff	8,290	-15,600	-5,800	0	-320
	Medium tariff	-6,470	-15,030	-5,620	0	6,420
	Higher tariff	-15,250	-13,520	-5,340	0	9,470

T.5 Placed applicants from the UK by tariff group: 11 days after A level results day

Placed applicants: change relative to 2014 cycle totals



T.6 Placed applicants from the UK by tariff group: 11 days after A level results day

Applicant Status	Tariff group	2011	2012	2013	2014	2015
Placed	Lower tariff	182,590	160,720	169,810	174,720	173,950
	Medium tariff	126,390	118,390	126,810	131,680	136,870
	Higher tariff	94,030	95,070	101,900	105,340	112,430

T.7 Placed applicants from the UK by tariff group: 11 days after A level results day

Placed applicants: change relative to 2014 cycle totals

Applicant Status	Tariff group	2011	2012	2013	2014	2015
Placed	Lower tariff	5%	-8%	-3%	0%	-0%
	Medium tariff	-4%	-10%	-4%	0%	4%
	Higher tariff	-11%	-10%	-3%	0%	7%

T.8 Placed applicants from the UK by tariff group: 11 days after A level results day

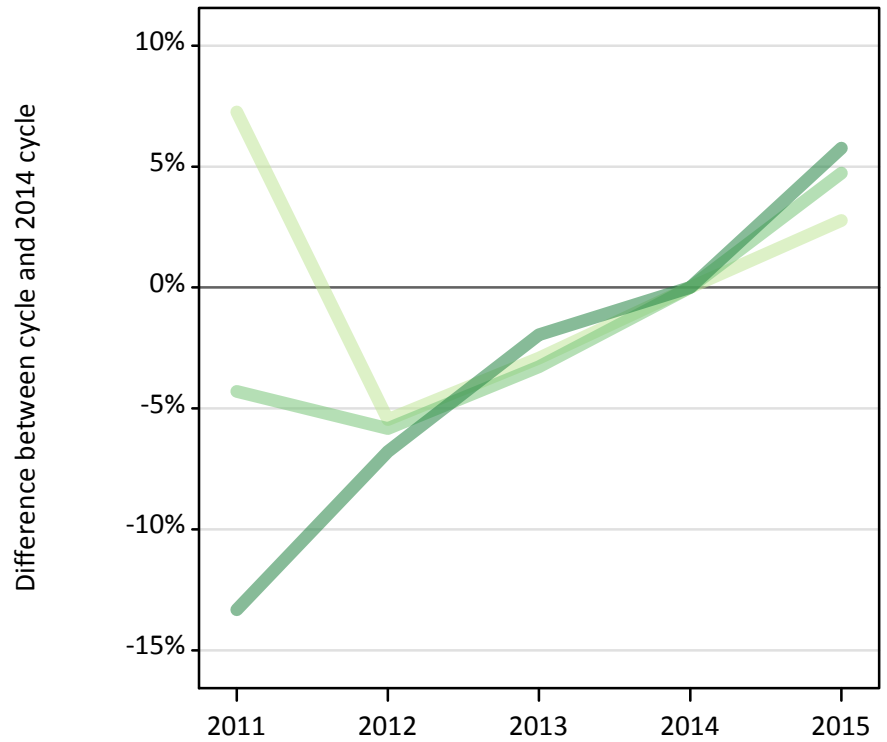
Placed applicants: absolute change relative to 2014 cycle totals

Applicant Status	Tariff group	2011	2012	2013	2014	2015
Placed	Lower tariff	7,880	-13,990	-4,910	0	-760
	Medium tariff	-5,290	-13,290	-4,870	0	5,190
	Higher tariff	-11,320	-10,280	-3,450	0	7,080

T.9 Placed 18 year old applicants from the UK by tariff group: 11 days after A level results day

Placed 18 year old applicants: change relative to 2014 cycle totals

■ Lower tariff
■ Medium tariff
■ Higher tariff



T.10 Placed 18 year old applicants from the UK by tariff group: 11 days after A level results day

Applicant Status	Tariff group	2011	2012	2013	2014	2015
Placed	Lower tariff	82,360	72,590	74,550	76,790	78,910
	Medium tariff	68,110	67,020	68,830	71,160	74,530
	Higher tariff	64,530	69,400	73,000	74,460	78,750

T.11 Placed 18 year old applicants from the UK by tariff group: 11 days after A level results day

Placed 18 year old applicants: change relative to 2014 cycle totals

Applicant Status	Tariff group	2011	2012	2013	2014	2015
Placed	Lower tariff	7%	-5%	-3%	0%	3%
	Medium tariff	-4%	-6%	-3%	0%	5%
	Higher tariff	-13%	-7%	-2%	0%	6%

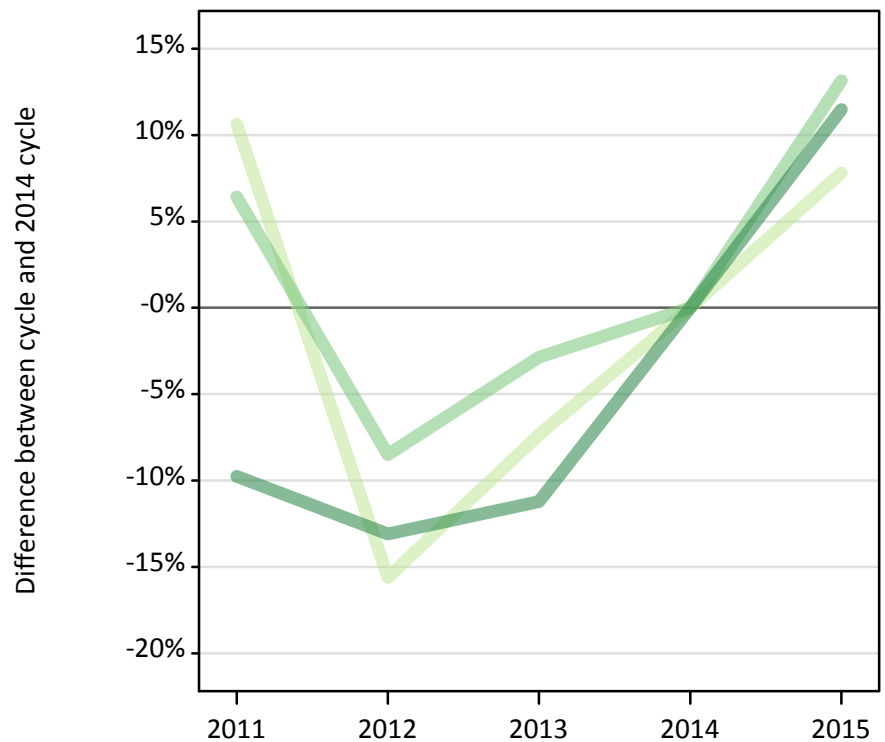
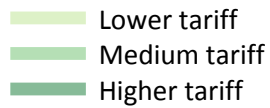
T.12 Placed 18 year old applicants from the UK by tariff group: 11 days after A level results day

Placed 18 year old applicants: absolute change relative to 2014 cycle totals

Applicant Status	Tariff group	2011	2012	2013	2014	2015
Placed	Lower tariff	5,570	-4,200	-2,240	0	2,120
	Medium tariff	-3,060	-4,150	-2,330	0	3,370
	Higher tariff	-9,920	-5,050	-1,450	0	4,290

T.13 Placed applicants from the EU (excluding the UK) by tariff group: 11 days after A level results day

Placed applicants: change relative to 2014 cycle totals



T.14 Placed applicants from the EU (excluding the UK) by tariff group: 11 days after A level results day

Applicant Status	Tariff group	2011	2012	2013	2014	2015
Placed	Lower tariff	7,960	6,070	6,660	7,190	7,750
	Medium tariff	7,920	6,810	7,230	7,440	8,420
	Higher tariff	8,880	8,560	8,740	9,840	10,970

T.15 Placed applicants from the EU (excluding the UK) by tariff group: 11 days after A level results day

Placed applicants: change relative to 2014 cycle totals

Applicant Status	Tariff group	2011	2012	2013	2014	2015
Placed	Lower tariff	11%	-16%	-7%	0%	8%
	Medium tariff	6%	-9%	-3%	0%	13%
	Higher tariff	-10%	-13%	-11%	0%	11%

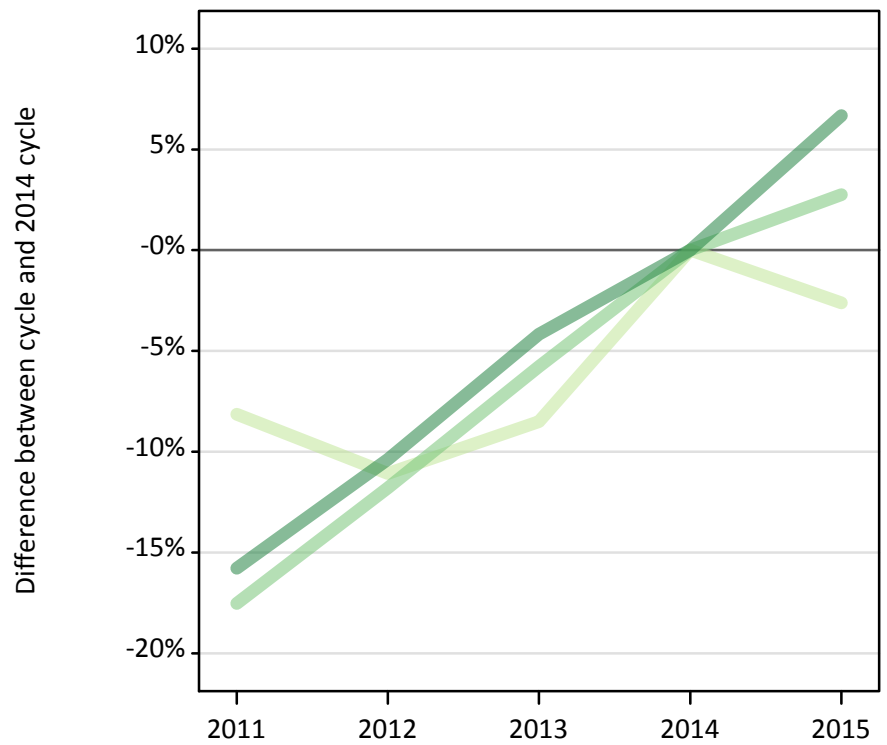
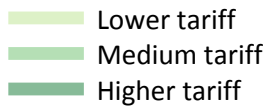
T.16 Placed applicants from the EU (excluding the UK) by tariff group: 11 days after A level results day

Placed applicants: absolute change relative to 2014 cycle totals

Applicant Status	Tariff group	2011	2012	2013	2014	2015
Placed	Lower tariff	760	-1,120	-530	0	560
	Medium tariff	480	-630	-210	0	980
	Higher tariff	-960	-1,290	-1,110	0	1,130

T.17 Placed applicants from overseas (not EU) by tariff group: 11 days after A level results day

Placed applicants: change relative to 2014 cycle totals



T.18 Placed applicants from overseas (not EU) by tariff group: 11 days after A level results day

Applicant Status	Tariff group	2011	2012	2013	2014	2015
Placed	Lower tariff	4,000	3,870	3,980	4,350	4,240
	Medium tariff	7,760	8,300	8,870	9,410	9,670
	Higher tariff	15,830	16,850	18,010	18,800	20,050

T.19 Placed applicants from overseas (not EU) by tariff group: 11 days after A level results day

Placed applicants: change relative to 2014 cycle totals

Applicant Status	Tariff group	2011	2012	2013	2014	2015
Placed	Lower tariff	-8%	-11%	-9%	0%	-3%
	Medium tariff	-18%	-12%	-6%	0%	3%
	Higher tariff	-16%	-10%	-4%	0%	7%

T.20 Placed applicants from overseas (not EU) by tariff group: 11 days after A level results day

Placed applicants: absolute change relative to 2014 cycle totals

Applicant Status	Tariff group	2011	2012	2013	2014	2015
Placed	Lower tariff	-350	-480	-370	0	-110
	Medium tariff	-1,650	-1,110	-540	0	260
	Higher tariff	-2,970	-1,950	-780	0	1,260