

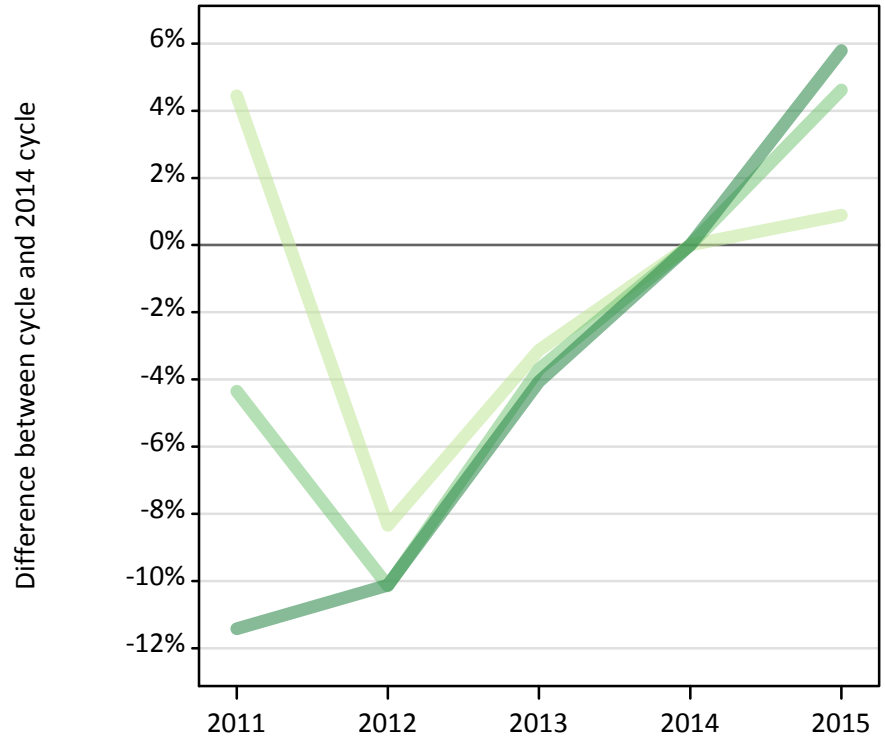
# Daily Clearing Analysis: Tariff

**Analysis at 00:05 on Tuesday 25 August 2015 (12 days after A level results day - No Scot.X1)**

**TX.1 Placed applicants from all domiciles by tariff group: 12 days after A level results day**

Placed applicants: change relative to 2014 cycle totals

- Lower tariff
- Medium tariff
- Higher tariff



**TX.2 Placed applicants from all domiciles by tariff group: 12 days after A level results day**

Applicant Status	Tariff group	2011	2012	2013	2014	2015
Placed	Lower tariff	194,620	170,780	180,510	186,340	188,000
	Medium tariff	142,110	133,510	143,100	148,580	155,440
	Higher tariff	118,160	119,880	127,970	133,390	141,110

**TX.3 Placed applicants from all domiciles by tariff group: 12 days after A level results day**

Placed applicants: change relative to 2014 cycle totals

Applicant Status	Tariff group	2011	2012	2013	2014	2015
Placed	Lower tariff	4%	-8%	-3%	0%	1%
	Medium tariff	-4%	-10%	-4%	0%	5%
	Higher tariff	-11%	-10%	-4%	0%	6%

**TX.4 Placed applicants from all domiciles by tariff group: 12 days after A level results day**

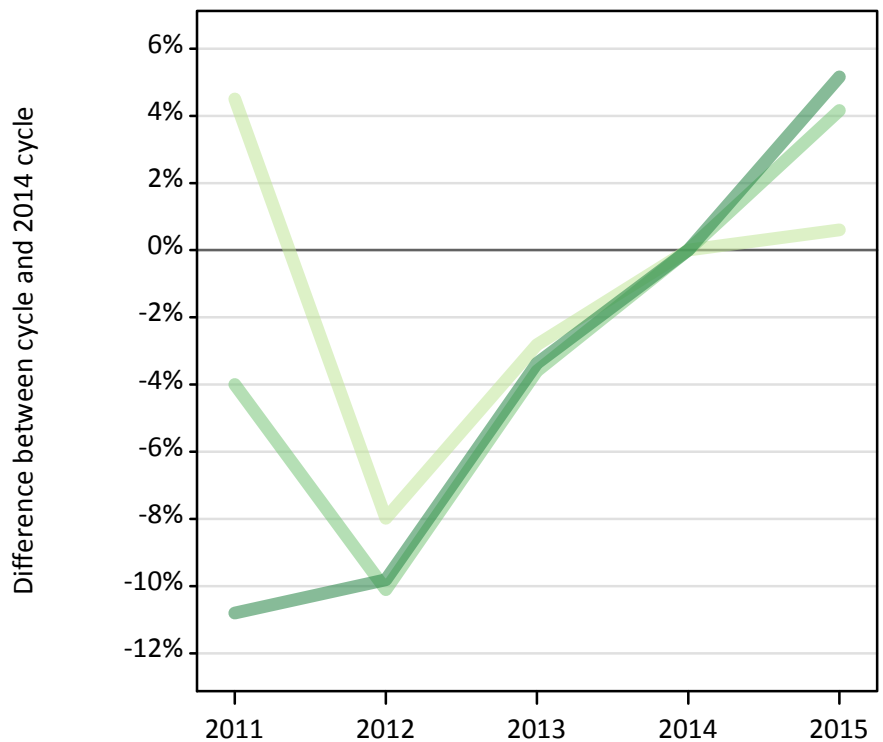
Placed applicants: absolute change relative to 2014 cycle totals

Applicant Status	Tariff group	2011	2012	2013	2014	2015
Placed	Lower tariff	8,280	-15,560	-5,830	0	1,660
	Medium tariff	-6,470	-15,070	-5,480	0	6,860
	Higher tariff	-15,230	-13,510	-5,420	0	7,730

### TX.5 Placed applicants from the UK by tariff group: 12 days after A level results day

Placed applicants: change relative to 2014 cycle totals

- Lower tariff
- Medium tariff
- Higher tariff



### TX.6 Placed applicants from the UK by tariff group: 12 days after A level results day

Applicant Status	Tariff group	2011	2012	2013	2014	2015
Placed	Lower tariff	182,660	160,840	169,870	174,790	175,840
	Medium tariff	126,450	118,410	126,990	131,720	137,200
	Higher tariff	93,450	94,480	101,230	104,760	110,160

### TX.7 Placed applicants from the UK by tariff group: 12 days after A level results day

Placed applicants: change relative to 2014 cycle totals

Applicant Status	Tariff group	2011	2012	2013	2014	2015
Placed	Lower tariff	5%	-8%	-3%	0%	1%
	Medium tariff	-4%	-10%	-4%	0%	4%
	Higher tariff	-11%	-10%	-3%	0%	5%

### TX.8 Placed applicants from the UK by tariff group: 12 days after A level results day

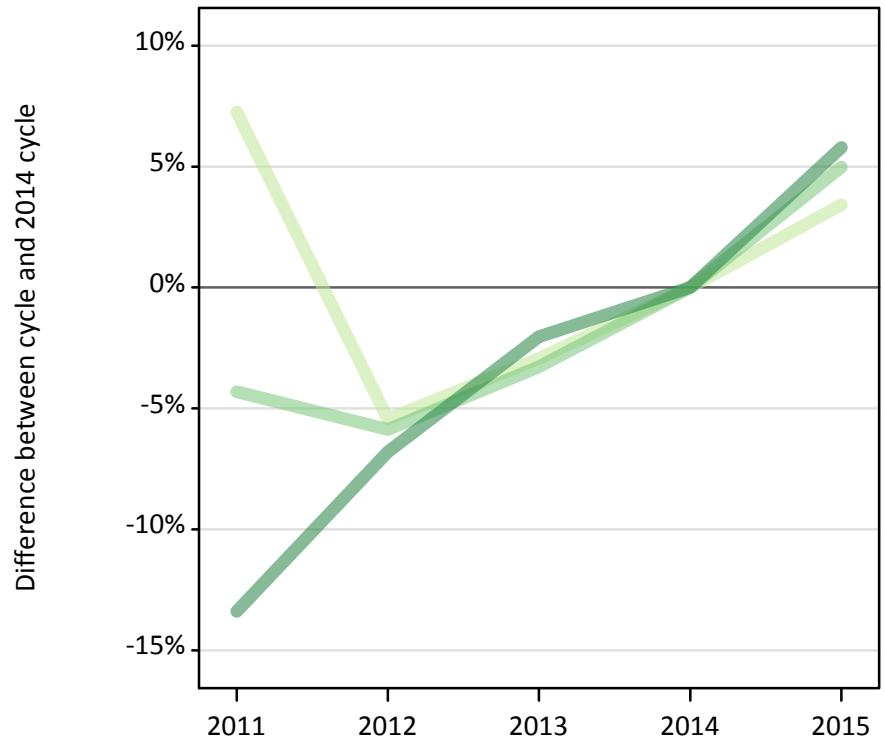
Placed applicants: absolute change relative to 2014 cycle totals

Applicant Status	Tariff group	2011	2012	2013	2014	2015
Placed	Lower tariff	7,870	-13,950	-4,920	0	1,050
	Medium tariff	-5,270	-13,310	-4,740	0	5,480
	Higher tariff	-11,310	-10,280	-3,530	0	5,410

### TX.9 Placed 18 year old applicants from the UK by tariff group: 12 days after A level results day

Placed 18 year old applicants: change relative to 2014 cycle totals

■ Lower tariff  
■ Medium tariff  
■ Higher tariff



### TX.10 Placed 18 year old applicants from the UK by tariff group: 12 days after A level results day

Applicant Status	Tariff group	2011	2012	2013	2014	2015
Placed	Lower tariff	82,380	72,640	74,560	76,810	79,440
	Medium tariff	68,080	66,970	68,820	71,150	74,690
	Higher tariff	64,150	69,030	72,550	74,060	78,350

### TX.11 Placed 18 year old applicants from the UK by tariff group: 12 days after A level results day

Placed 18 year old applicants: change relative to 2014 cycle totals

Applicant Status	Tariff group	2011	2012	2013	2014	2015
Placed	Lower tariff	7%	-5%	-3%	0%	3%
	Medium tariff	-4%	-6%	-3%	0%	5%
	Higher tariff	-13%	-7%	-2%	0%	6%

### TX.12 Placed 18 year old applicants from the UK by tariff group: 12 days after A level results day

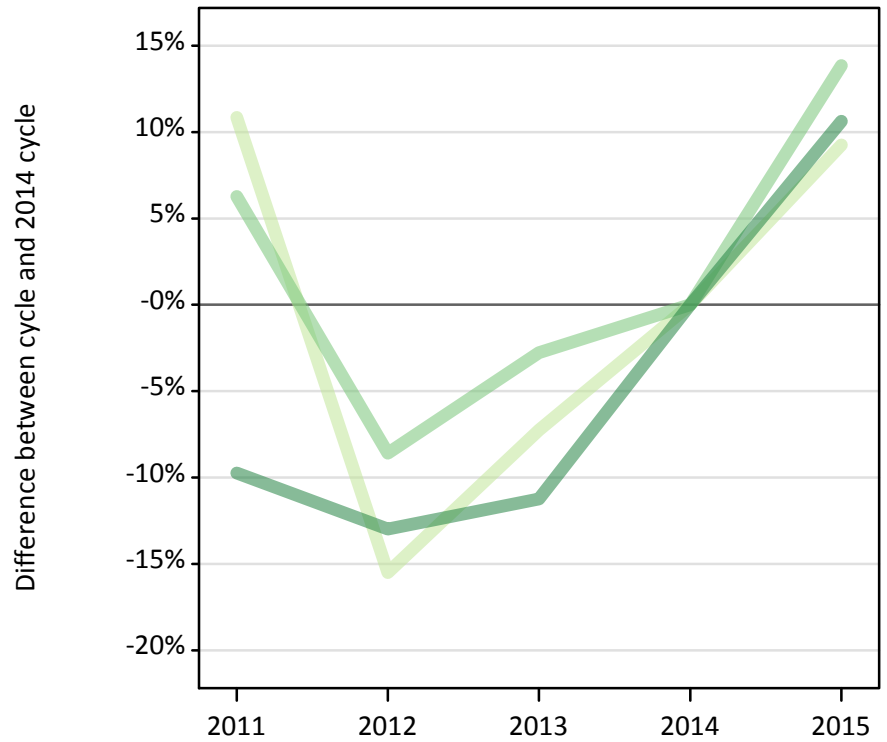
Placed 18 year old applicants: absolute change relative to 2014 cycle totals

Applicant Status	Tariff group	2011	2012	2013	2014	2015
Placed	Lower tariff	5,570	-4,170	-2,250	0	2,620
	Medium tariff	-3,060	-4,180	-2,330	0	3,540
	Higher tariff	-9,910	-5,030	-1,510	0	4,290

**TX.13 Placed applicants from the EU (excluding the UK) by tariff group: 12 days after A level results day**

Placed applicants: change relative to 2014 cycle totals

- Lower tariff
- Medium tariff
- Higher tariff



**TX.14 Placed applicants from the EU (excluding the UK) by tariff group: 12 days after A level results day**

Applicant Status	Tariff group	2011	2012	2013	2014	2015
Placed	Lower tariff	7,960	6,070	6,660	7,190	7,850
	Medium tariff	7,900	6,790	7,230	7,430	8,460
	Higher tariff	8,870	8,550	8,720	9,830	10,870

**TX.15 Placed applicants from the EU (excluding the UK) by tariff group: 12 days after A level results day**

Placed applicants: change relative to 2014 cycle totals

Applicant Status	Tariff group	2011	2012	2013	2014	2015
Placed	Lower tariff	11%	-16%	-7%	0%	9%
	Medium tariff	6%	-9%	-3%	0%	14%
	Higher tariff	-10%	-13%	-11%	0%	11%

**TX.16 Placed applicants from the EU (excluding the UK) by tariff group: 12 days after A level results day**

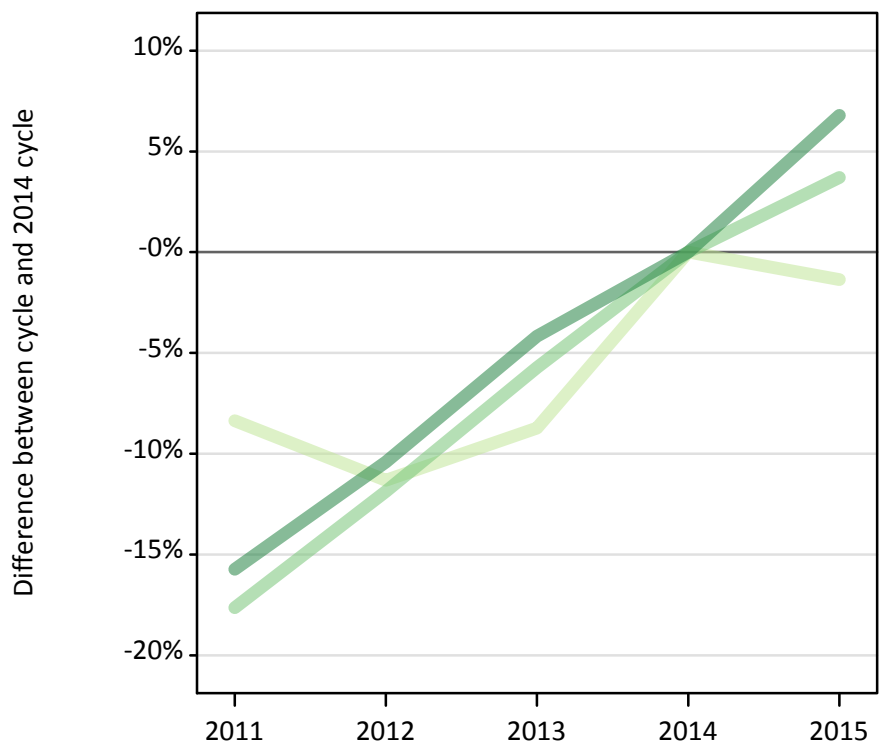
Placed applicants: absolute change relative to 2014 cycle totals

Applicant Status	Tariff group	2011	2012	2013	2014	2015
Placed	Lower tariff	780	-1,110	-520	0	670
	Medium tariff	470	-640	-210	0	1,030
	Higher tariff	-960	-1,280	-1,110	0	1,040

### TX.17 Placed applicants from overseas (not EU) by tariff group: 12 days after A level results day

Placed applicants: change relative to 2014 cycle totals

- Lower tariff
- Medium tariff
- Higher tariff



### TX.18 Placed applicants from overseas (not EU) by tariff group: 12 days after A level results day

Applicant Status	Tariff group	2011	2012	2013	2014	2015
Placed	Lower tariff	4,000	3,870	3,980	4,360	4,310
	Medium tariff	7,760	8,300	8,880	9,420	9,770
	Higher tariff	15,840	16,840	18,020	18,800	20,080

### TX.19 Placed applicants from overseas (not EU) by tariff group: 12 days after A level results day

Placed applicants: change relative to 2014 cycle totals

Applicant Status	Tariff group	2011	2012	2013	2014	2015
Placed	Lower tariff	-8%	-11%	-9%	0%	-1%
	Medium tariff	-18%	-12%	-6%	0%	4%
	Higher tariff	-16%	-10%	-4%	0%	7%

### TX.20 Placed applicants from overseas (not EU) by tariff group: 12 days after A level results day

Placed applicants: absolute change relative to 2014 cycle totals

Applicant Status	Tariff group	2011	2012	2013	2014	2015
Placed	Lower tariff	-370	-490	-380	0	-60
	Medium tariff	-1,660	-1,120	-540	0	350
	Higher tariff	-2,960	-1,960	-780	0	1,280