

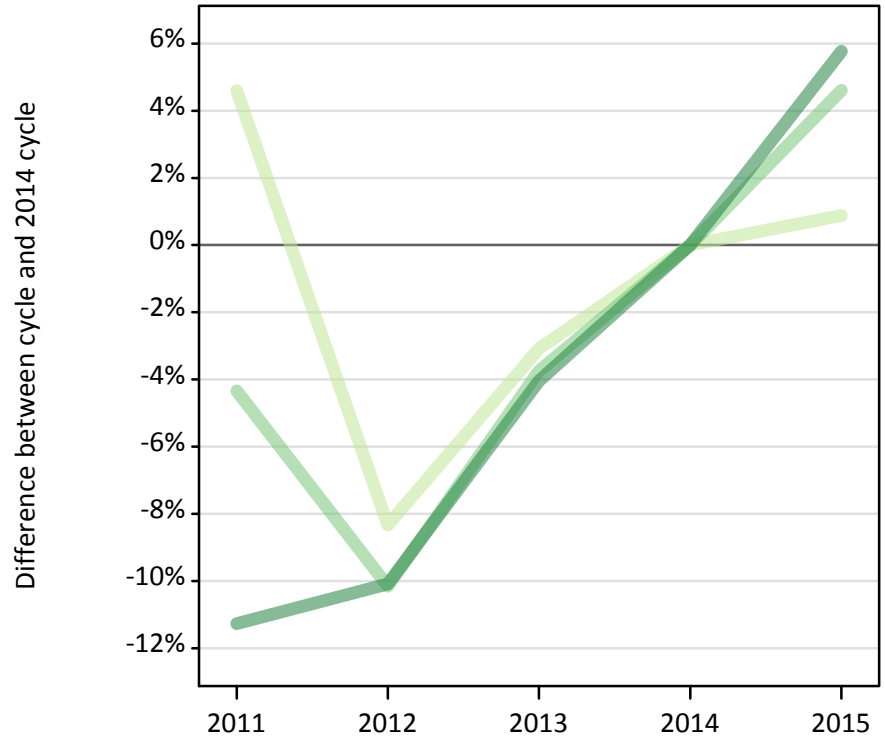
Daily Clearing Analysis: Tariff

Analysis at 00:05 on Wednesday 26 August 2015 (13 days after A level results day - No Scot.X1)

TX.1 Placed applicants from all domiciles by tariff group: 13 days after A level results day

Placed applicants: change relative to 2014 cycle totals

- Lower tariff
- Medium tariff
- Higher tariff



TX.2 Placed applicants from all domiciles by tariff group: 13 days after A level results day

Applicant Status	Tariff group	2011	2012	2013	2014	2015
Placed	Lower tariff	196,680	172,360	182,230	188,030	189,690
	Medium tariff	142,840	134,160	143,720	149,320	156,200
	Higher tariff	118,520	120,100	128,170	133,570	141,270

TX.3 Placed applicants from all domiciles by tariff group: 13 days after A level results day

Placed applicants: change relative to 2014 cycle totals

Applicant Status	Tariff group	2011	2012	2013	2014	2015
Placed	Lower tariff	5%	-8%	-3%	0%	1%
	Medium tariff	-4%	-10%	-4%	0%	5%
	Higher tariff	-11%	-10%	-4%	0%	6%

TX.4 Placed applicants from all domiciles by tariff group: 13 days after A level results day

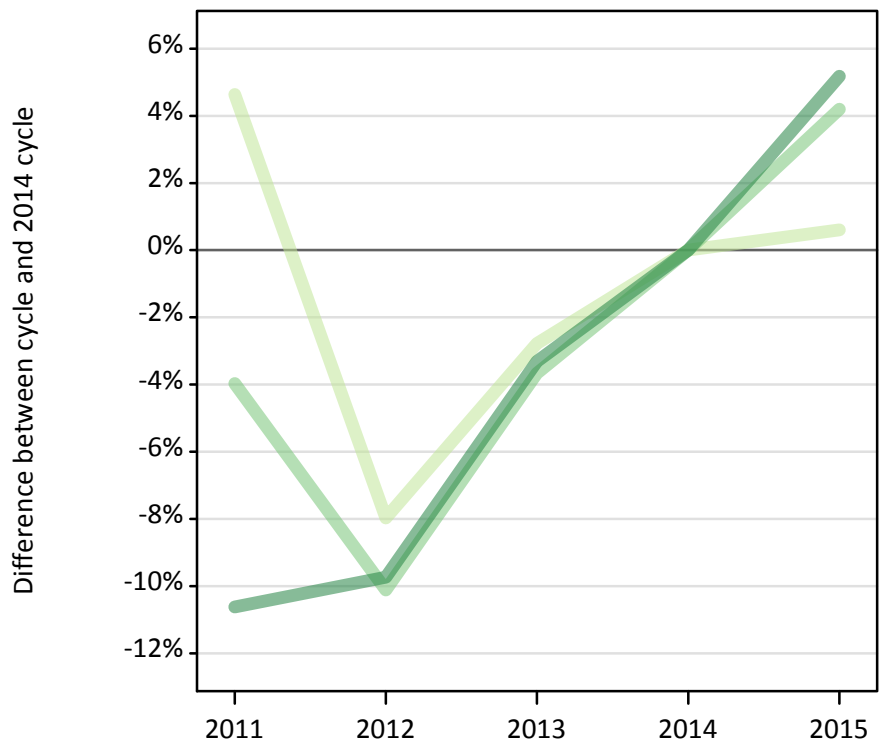
Placed applicants: absolute change relative to 2014 cycle totals

Applicant Status	Tariff group	2011	2012	2013	2014	2015
Placed	Lower tariff	8,650	-15,680	-5,800	0	1,660
	Medium tariff	-6,480	-15,160	-5,610	0	6,880
	Higher tariff	-15,050	-13,470	-5,400	0	7,700

TX.5 Placed applicants from the UK by tariff group: 13 days after A level results day

Placed applicants: change relative to 2014 cycle totals

- Lower tariff
- Medium tariff
- Higher tariff



TX.6 Placed applicants from the UK by tariff group: 13 days after A level results day

Applicant Status	Tariff group	2011	2012	2013	2014	2015
Placed	Lower tariff	184,520	162,290	171,440	176,350	177,420
	Medium tariff	127,050	118,910	127,450	132,300	137,850
	Higher tariff	93,680	94,610	101,340	104,810	110,240

TX.7 Placed applicants from the UK by tariff group: 13 days after A level results day

Placed applicants: change relative to 2014 cycle totals

Applicant Status	Tariff group	2011	2012	2013	2014	2015
Placed	Lower tariff	5%	-8%	-3%	0%	1%
	Medium tariff	-4%	-10%	-4%	0%	4%
	Higher tariff	-11%	-10%	-3%	0%	5%

TX.8 Placed applicants from the UK by tariff group: 13 days after A level results day

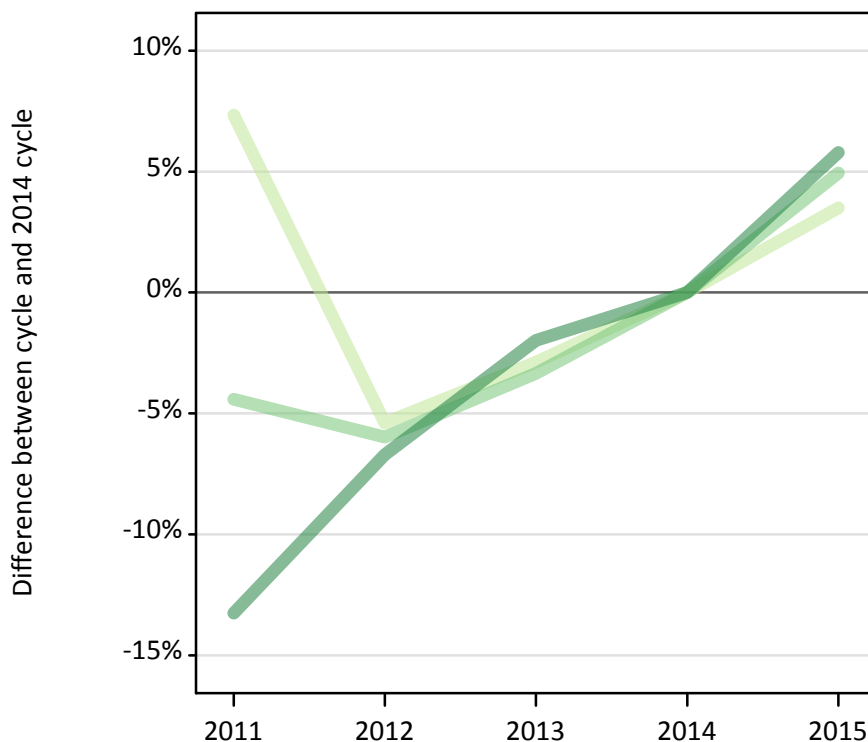
Placed applicants: absolute change relative to 2014 cycle totals

Applicant Status	Tariff group	2011	2012	2013	2014	2015
Placed	Lower tariff	8,180	-14,060	-4,910	0	1,080
	Medium tariff	-5,250	-13,390	-4,850	0	5,550
	Higher tariff	-11,140	-10,210	-3,470	0	5,420

TX.9 Placed 18 year old applicants from the UK by tariff group: 13 days after A level results day

Placed 18 year old applicants: change relative to 2014 cycle totals

■ Lower tariff
■ Medium tariff
■ Higher tariff



TX.10 Placed 18 year old applicants from the UK by tariff group: 13 days after A level results day

Applicant Status	Tariff group	2011	2012	2013	2014	2015
Placed	Lower tariff	82,800	72,970	74,910	77,140	79,840
	Medium tariff	68,130	67,020	68,900	71,280	74,810
	Higher tariff	64,210	69,060	72,550	74,020	78,310

TX.11 Placed 18 year old applicants from the UK by tariff group: 13 days after A level results day

Placed 18 year old applicants: change relative to 2014 cycle totals

Applicant Status	Tariff group	2011	2012	2013	2014	2015
Placed	Lower tariff	7%	-5%	-3%	0%	4%
	Medium tariff	-4%	-6%	-3%	0%	5%
	Higher tariff	-13%	-7%	-2%	0%	6%

TX.12 Placed 18 year old applicants from the UK by tariff group: 13 days after A level results day

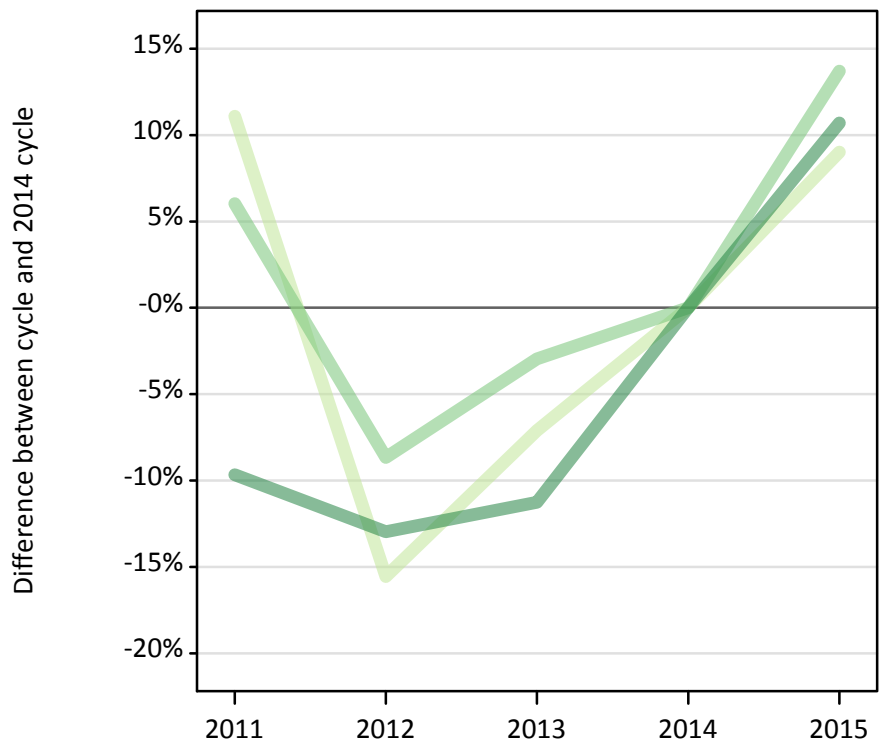
Placed 18 year old applicants: absolute change relative to 2014 cycle totals

Applicant Status	Tariff group	2011	2012	2013	2014	2015
Placed	Lower tariff	5,660	-4,170	-2,230	0	2,700
	Medium tariff	-3,150	-4,260	-2,380	0	3,520
	Higher tariff	-9,810	-4,960	-1,470	0	4,290

TX.13 Placed applicants from the EU (excluding the UK) by tariff group: 13 days after A level results day

Placed applicants: change relative to 2014 cycle totals

- Lower tariff
- Medium tariff
- Higher tariff



TX.14 Placed applicants from the EU (excluding the UK) by tariff group: 13 days after A level results day

Applicant Status	Tariff group	2011	2012	2013	2014	2015
Placed	Lower tariff	8,070	6,140	6,750	7,270	7,920
	Medium tariff	7,940	6,840	7,270	7,490	8,510
	Higher tariff	8,890	8,570	8,740	9,850	10,900

TX.15 Placed applicants from the EU (excluding the UK) by tariff group: 13 days after A level results day

Placed applicants: change relative to 2014 cycle totals

Applicant Status	Tariff group	2011	2012	2013	2014	2015
Placed	Lower tariff	11%	-16%	-7%	0%	9%
	Medium tariff	6%	-9%	-3%	0%	14%
	Higher tariff	-10%	-13%	-11%	0%	11%

TX.16 Placed applicants from the EU (excluding the UK) by tariff group: 13 days after A level results day

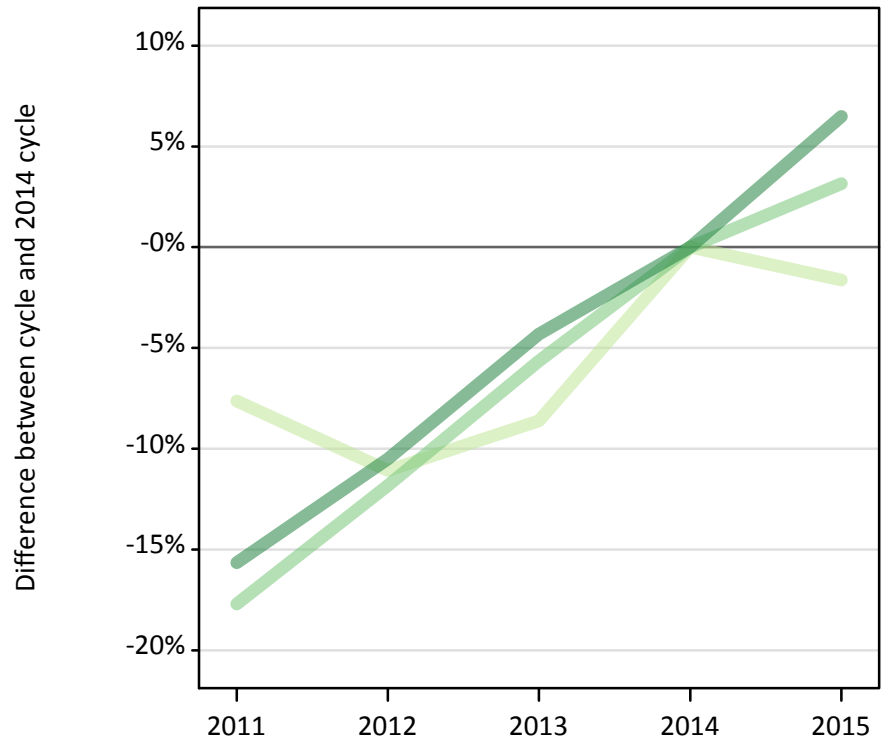
Placed applicants: absolute change relative to 2014 cycle totals

Applicant Status	Tariff group	2011	2012	2013	2014	2015
Placed	Lower tariff	810	-1,130	-520	0	660
	Medium tariff	450	-650	-220	0	1,030
	Higher tariff	-950	-1,280	-1,110	0	1,050

TX.17 Placed applicants from overseas (not EU) by tariff group: 13 days after A level results day

Placed applicants: change relative to 2014 cycle totals

- Lower tariff
- Medium tariff
- Higher tariff



TX.18 Placed applicants from overseas (not EU) by tariff group: 13 days after A level results day

Applicant Status	Tariff group	2011	2012	2013	2014	2015
Placed	Lower tariff	4,080	3,930	4,040	4,420	4,350
	Medium tariff	7,850	8,410	9,000	9,540	9,840
	Higher tariff	15,950	16,920	18,090	18,910	20,140

TX.19 Placed applicants from overseas (not EU) by tariff group: 13 days after A level results day

Placed applicants: change relative to 2014 cycle totals

Applicant Status	Tariff group	2011	2012	2013	2014	2015
Placed	Lower tariff	-8%	-11%	-9%	0%	-2%
	Medium tariff	-18%	-12%	-6%	0%	3%
	Higher tariff	-16%	-11%	-4%	0%	6%

TX.20 Placed applicants from overseas (not EU) by tariff group: 13 days after A level results day

Placed applicants: absolute change relative to 2014 cycle totals

Applicant Status	Tariff group	2011	2012	2013	2014	2015
Placed	Lower tariff	-340	-490	-380	0	-70
	Medium tariff	-1,690	-1,130	-540	0	300
	Higher tariff	-2,960	-1,990	-820	0	1,230