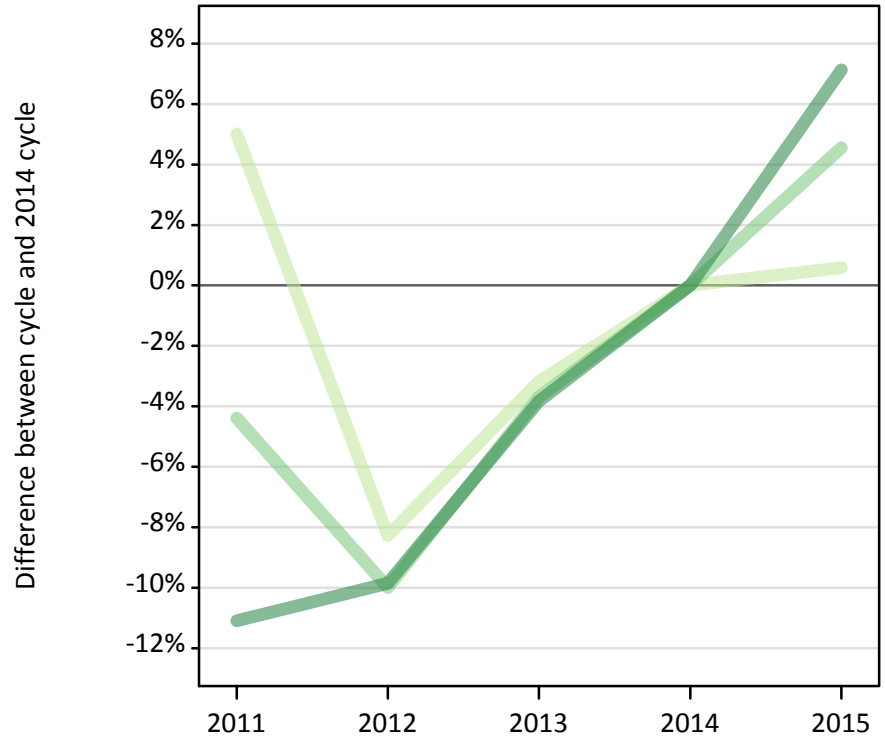


Analysis at 00:05 on Friday 28 August 2015 (15 days after A level results day)

T.1 Placed applicants from all domiciles by tariff group: 15 days after A level results day

Placed applicants: change relative to 2014 cycle totals

- Lower tariff
- Medium tariff
- Higher tariff



T.2 Placed applicants from all domiciles by tariff group: 15 days after A level results day

Applicant Status	Tariff group	2011	2012	2013	2014	2015
Placed	Lower tariff	200,910	175,490	185,240	191,320	192,430
	Medium tariff	144,040	135,600	145,090	150,650	157,510
	Higher tariff	119,640	121,310	129,420	134,570	144,160

T.3 Placed applicants from all domiciles by tariff group: 15 days after A level results day

Placed applicants: change relative to 2014 cycle totals

Applicant Status	Tariff group	2011	2012	2013	2014	2015
Placed	Lower tariff	5%	-8%	-3%	0%	1%
	Medium tariff	-4%	-10%	-4%	0%	5%
	Higher tariff	-11%	-10%	-4%	0%	7%

T.4 Placed applicants from all domiciles by tariff group: 15 days after A level results day

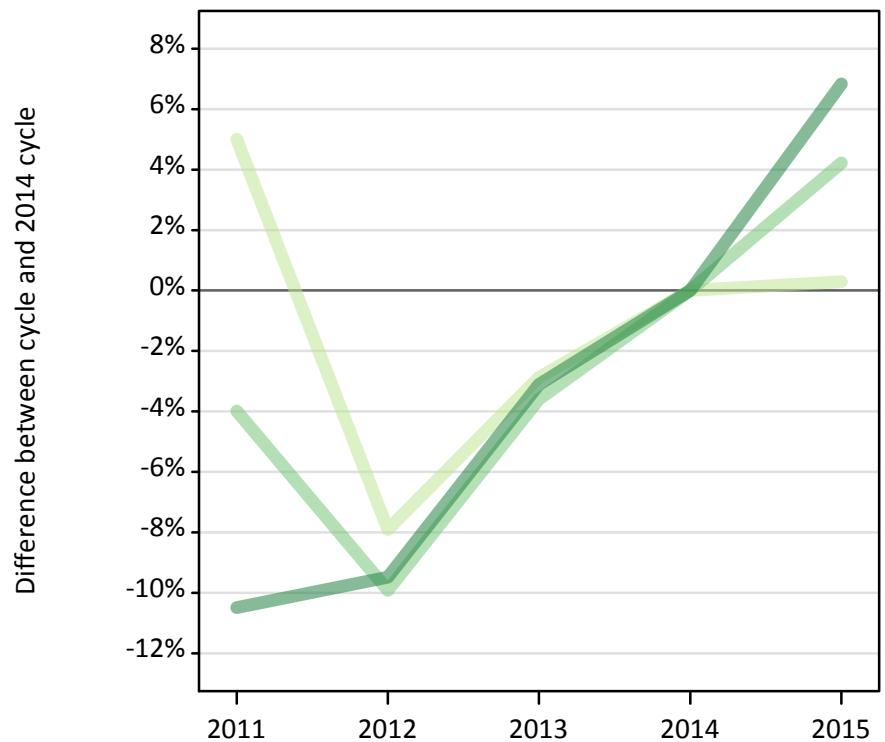
Placed applicants: absolute change relative to 2014 cycle totals

Applicant Status	Tariff group	2011	2012	2013	2014	2015
Placed	Lower tariff	9,590	-15,830	-6,080	0	1,110
	Medium tariff	-6,610	-15,050	-5,560	0	6,860
	Higher tariff	-14,930	-13,260	-5,150	0	9,590

T.5 Placed applicants from the UK by tariff group: 15 days after A level results day

Placed applicants: change relative to 2014 cycle totals

- Lower tariff
- Medium tariff
- Higher tariff



T.6 Placed applicants from the UK by tariff group: 15 days after A level results day

Applicant Status	Tariff group	2011	2012	2013	2014	2015
Placed	Lower tariff	188,370	165,210	174,230	179,390	179,920
	Medium tariff	127,970	120,050	128,490	133,280	138,900
	Higher tariff	94,530	95,600	102,330	105,620	112,830

T.7 Placed applicants from the UK by tariff group: 15 days after A level results day

Placed applicants: change relative to 2014 cycle totals

Applicant Status	Tariff group	2011	2012	2013	2014	2015
Placed	Lower tariff	5%	-8%	-3%	0%	0%
	Medium tariff	-4%	-10%	-4%	0%	4%
	Higher tariff	-10%	-9%	-3%	0%	7%

T.8 Placed applicants from the UK by tariff group: 15 days after A level results day

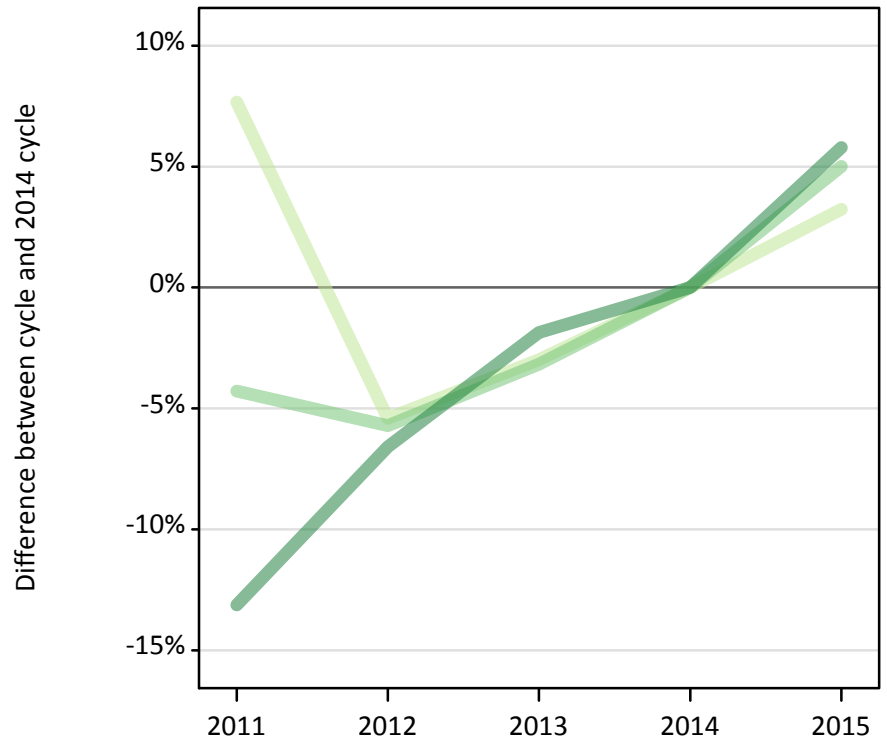
Placed applicants: absolute change relative to 2014 cycle totals

Applicant Status	Tariff group	2011	2012	2013	2014	2015
Placed	Lower tariff	8,980	-14,170	-5,150	0	530
	Medium tariff	-5,310	-13,220	-4,790	0	5,620
	Higher tariff	-11,080	-10,010	-3,290	0	7,220

T.9 Placed 18 year old applicants from the UK by tariff group: 15 days after A level results day

Placed 18 year old applicants: change relative to 2014 cycle totals

■ Lower tariff
■ Medium tariff
■ Higher tariff



T.10 Placed 18 year old applicants from the UK by tariff group: 15 days after A level results day

Applicant Status	Tariff group	2011	2012	2013	2014	2015
Placed	Lower tariff	83,800	73,630	75,510	77,830	80,350
	Medium tariff	68,290	67,270	69,090	71,350	74,920
	Higher tariff	64,620	69,490	73,000	74,380	78,690

T.11 Placed 18 year old applicants from the UK by tariff group: 15 days after A level results day

Placed 18 year old applicants: change relative to 2014 cycle totals

Applicant Status	Tariff group	2011	2012	2013	2014	2015
Placed	Lower tariff	8%	-5%	-3%	0%	3%
	Medium tariff	-4%	-6%	-3%	0%	5%
	Higher tariff	-13%	-7%	-2%	0%	6%

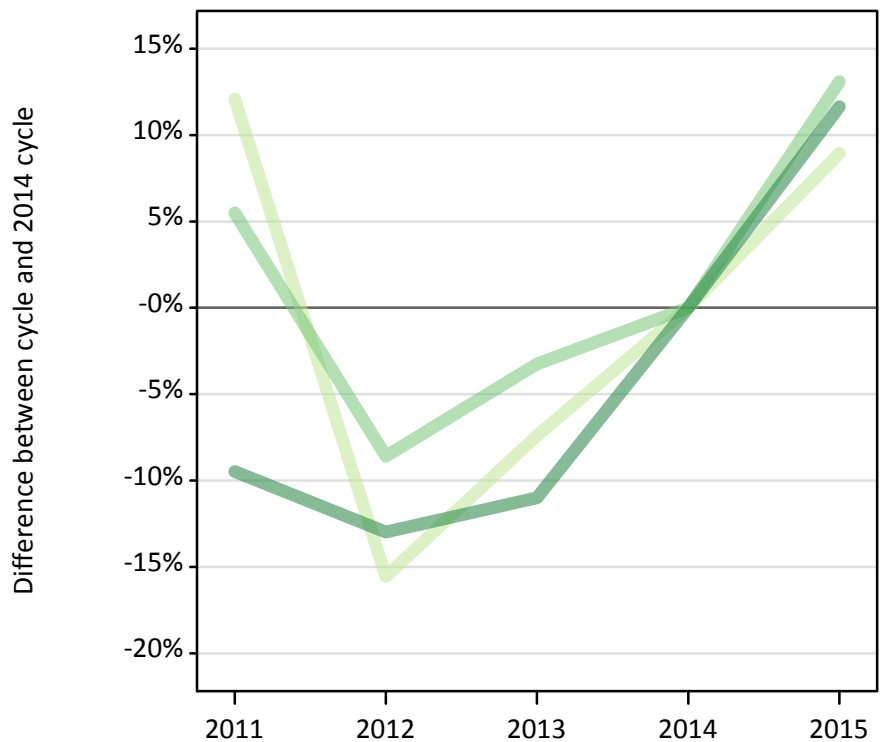
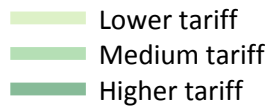
T.12 Placed 18 year old applicants from the UK by tariff group: 15 days after A level results day

Placed 18 year old applicants: absolute change relative to 2014 cycle totals

Applicant Status	Tariff group	2011	2012	2013	2014	2015
Placed	Lower tariff	5,970	-4,210	-2,320	0	2,520
	Medium tariff	-3,060	-4,080	-2,260	0	3,580
	Higher tariff	-9,760	-4,900	-1,380	0	4,300

T.13 Placed applicants from the EU (excluding the UK) by tariff group: 15 days after A level results day

Placed applicants: change relative to 2014 cycle totals



T.14 Placed applicants from the EU (excluding the UK) by tariff group: 15 days after A level results day

Applicant Status	Tariff group	2011	2012	2013	2014	2015
Placed	Lower tariff	8,320	6,270	6,870	7,420	8,080
	Medium tariff	8,020	6,950	7,360	7,610	8,600
	Higher tariff	8,960	8,620	8,810	9,900	11,050

T.15 Placed applicants from the EU (excluding the UK) by tariff group: 15 days after A level results day

Placed applicants: change relative to 2014 cycle totals

Applicant Status	Tariff group	2011	2012	2013	2014	2015
Placed	Lower tariff	12%	-16%	-7%	0%	9%
	Medium tariff	5%	-9%	-3%	0%	13%
	Higher tariff	-9%	-13%	-11%	0%	12%

T.16 Placed applicants from the EU (excluding the UK) by tariff group: 15 days after A level results day

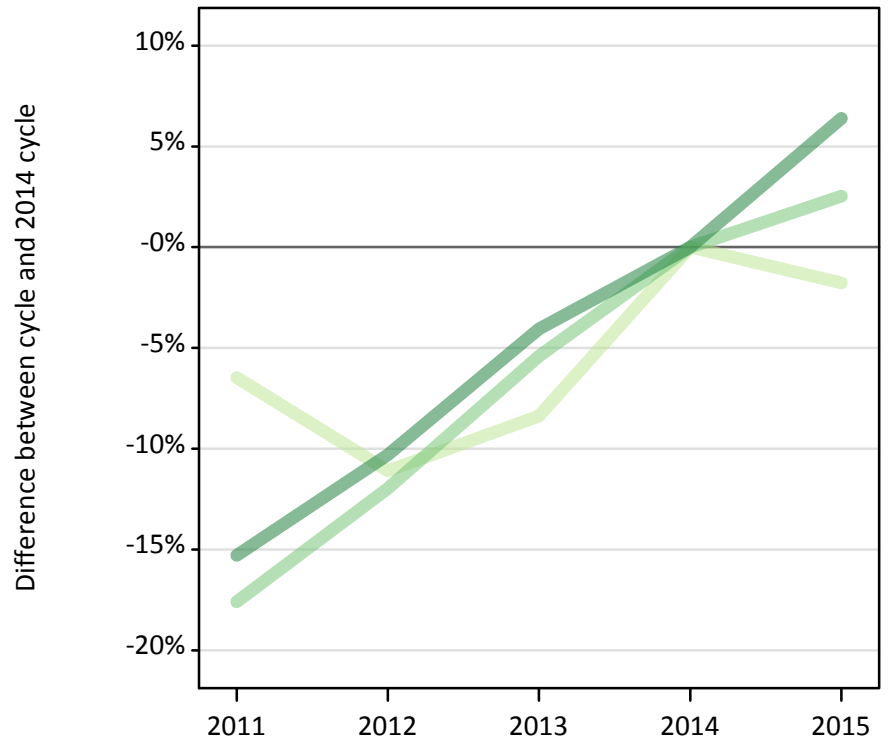
Placed applicants: absolute change relative to 2014 cycle totals

Applicant Status	Tariff group	2011	2012	2013	2014	2015
Placed	Lower tariff	900	-1,160	-550	0	660
	Medium tariff	420	-650	-250	0	1,000
	Higher tariff	-940	-1,290	-1,090	0	1,150

T.17 Placed applicants from overseas (not EU) by tariff group: 15 days after A level results day

Placed applicants: change relative to 2014 cycle totals

■ Lower tariff
■ Medium tariff
■ Higher tariff



T.18 Placed applicants from overseas (not EU) by tariff group: 15 days after A level results day

Applicant Status	Tariff group	2011	2012	2013	2014	2015
Placed	Lower tariff	4,220	4,010	4,140	4,520	4,440
	Medium tariff	8,050	8,600	9,240	9,770	10,020
	Higher tariff	16,140	17,090	18,280	19,060	20,280

T.19 Placed applicants from overseas (not EU) by tariff group: 15 days after A level results day

Placed applicants: change relative to 2014 cycle totals

Applicant Status	Tariff group	2011	2012	2013	2014	2015
Placed	Lower tariff	-6%	-11%	-8%	0%	-2%
	Medium tariff	-18%	-12%	-5%	0%	3%
	Higher tariff	-15%	-10%	-4%	0%	6%

T.20 Placed applicants from overseas (not EU) by tariff group: 15 days after A level results day

Placed applicants: absolute change relative to 2014 cycle totals

Applicant Status	Tariff group	2011	2012	2013	2014	2015
Placed	Lower tariff	-290	-500	-380	0	-80
	Medium tariff	-1,720	-1,170	-530	0	250
	Higher tariff	-2,910	-1,960	-770	0	1,220