

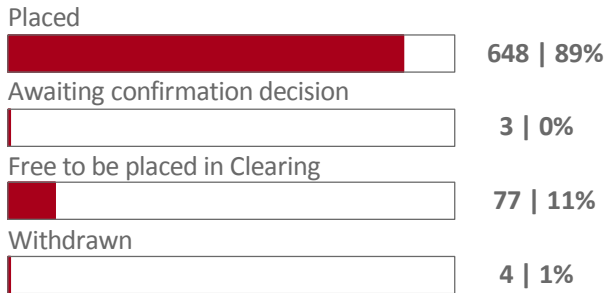
Monthly Key Statistics Report – 2022

00000 Sample

Key Statistics Report as of 1st September 2022 for your 2022 main scheme applicants.

Applicants Total Applicants 732	Acceptance Rate Applicants (Percent of total) 648 (89%)	Offer Rate (Applicant level) Applicants (Percent of total) 714 (98%)	Offer Rate (Choice level) Choices (Percent of total) 2,681 (76%)
--	--	---	---

Applicant status



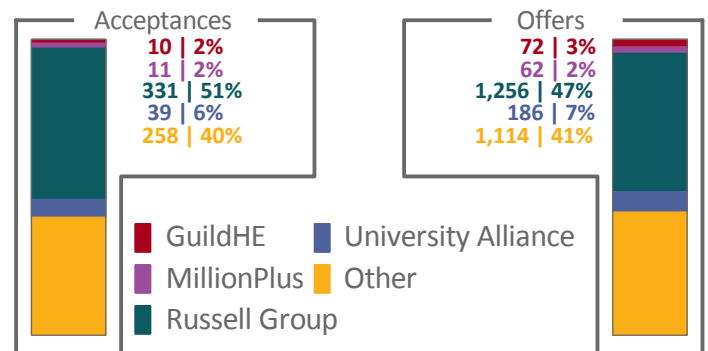
Applicant total offers count



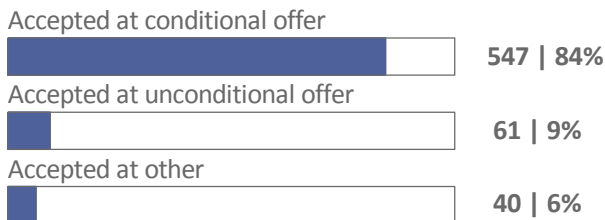
Provider decisions – choices




Provider mission groups



Provider decisions – acceptances



Applicant reply – acceptances



Most applications

Provider | Applications | % of total

Manchester Metropolitan University	209	6%
University of Leeds	199	6%
University of Manchester	197	6%

Most offers

Provider | Offers | % of total

Manchester Metropolitan University	189	7%
University of Manchester	133	5%
University of Liverpool	130	5%

Most acceptances

Provider | Acceptances | % of total

Lancaster University	40	6%
Manchester Metropolitan University	40	6%
University of Manchester	38	6%

Technical notes and definitions

Applications

Application is defined as a choice to a course in higher education through the UCAS main scheme. Each applicant can make up to five choices, which was reduced from six in 2008.

Applicant

A person who has made an application in the UCAS system during the cycle reported. This includes those who submit applications for deferred entry.

Acceptance / Placed applicant

An applicant who at the end of the cycle has been placed for entry into higher education.

Acceptance rate

The number of acceptances divided by the number of applicants.

Main scheme

The main UCAS application scheme through which up to five providers/courses can be applied to. This opens in September and closes to new applications on 30 June the following year.

Offers (Choice level)

The number of main scheme applicant choices which have received an offer as captured at 30 June deadline.

Offers (Applicant level)

The number of main scheme applicants holding at least one offer as captured at 30 June deadline.

Offer Rate (Applicant level)

The number of main scheme applicants holding at least one offer divided by the number of main scheme applicants as captured at 30 June deadline.

Offer Rate (Choice level)

The number of main scheme applicant choices which have received an offer divided by the number of main scheme applicant choices as captured at 30 June deadline.

Choice

An applicant's application to a course at a provider.

Provider decision

Applications are referred to providers who consider the application and return a decision. The decision can be to make an offer (conditional or unconditional) or to reject the application. Applications that are yet to receive a decision are classified as 'Other'. In this report, if an application is withdrawn, it is classified as 'Reject'.

Applicant reply

When an applicant receives an offer to their application, they may respond by setting the offer as the 'Firm' choice, 'Insurance', or to 'decline' the offer. If an applicant received at least one offer, they may choose at most one to be their Firm, at most one to be their Insurance choice if they have at least two offers, and other offers must be declined. Applicant replies are reported as captured at 30 June deadline.

Mission Group

For further information on mission groups, please refer to the following document:

<https://www.ucas.com/file/642566/download?token=WH5IEHa5>

Applicant status

Indicates whether the applicant has either been placed, holds an offer which they have set as a firm or insurance choice but have not yet met the conditions for, has withdrawn, or are otherwise free to be placed in Clearing.