

Ewch i ucas.com/parents
am ragor o wybodaeth

UCAS

Canllaw Rhieni

Popeth mae angen ichi ei wybod ynghylch
taith eich plentyn i'r brifysgol neu'r goleg

2017



© UCAS 2016

Cedwir pob hawl.
Mae UCAS yn nod masnach cofrestredig.

Cofrestrir UCAS, cwmni a gyfyngir trwy warant, yng Nghymru a Lloegr a'r rhif yw: 2839815;
Rhif elusen gofrestrdig: 1024741 (Cymru a Lloegr) ac SC038598 (Yr Alban)

Cyfeirnod cyhoeddiad: MD-923

Rydym wedi gwneud pob ymdrech resymol i sicrhau bod yr wybodaeth yn y cyhoeddiad hwn yn gywir ar adeg ei chyhoeddi. Fodd bynnag, ni fyddwn yn derbyn unrhyw atebolrwydd am wallau, hepgoriadau na newidiadau i wybodaeth ers ei chyhoeddi.

Ble bynnag mae'n bosibl caiff unrhyw newidiadau eu diweddarau ar wefan UCAS (www.ucas.com).

Gellir lawriwytho copïau o'r cyhoeddiad hwn oddi ar www.ucas.com.

I gael gwybodaeth bellach ynghylch proses ymgeisio UCAS ar gyfer Israddedigion ewch i www.ucas.com.



AWGRYM: Cofrestrwch i dderbyn ein cylchlythyr misol ar gyfer rhieni – mae'n rhad ac am ddim a mae'n rhoi'r holl ddiweddariadau a gwybodaeth sydd arnoch eu hangen, gydag esboniadau amserol o'r broses ymgeisio. www.ucas.com/parentform

Cynnwys

Eich rhestr wirio taith UCAS	2
Dyddiadau allweddol ar gip	3
Beth yw UCAS?	4
Sut i dalu am y brifysgol	6
Ionawr 2016	
Cynllunio eu dyfodol	8
Mawrth i Fai 2016	
Sut allwch helpu ag ymchwilio i'w hopsiynau	10
Mehefin i Fedi 2016	
Sut i lenwi'r cais UCAS	12
Helpwch eich plentyn i ysgrifennu datganiad personol gwych	13
Pryd ddylent ymgeisio?	14
Ionawr i Fawrth 2017	
Taith cais	16
Beth sy'n digwydd pan dderbyniwn eu cais?	17
Chwefror i Fai 2017	
Ymateb i gynigion	18
Extra yn agor	19
Gorffennaf i Awst 2017	
Paratoi ar gyfer canlyniadau	20
Derbyn canlyniadau arholiadau	22
Clearing ac Adjustment	23
Paratoi ar gyfer y brifysgol	24
Adnoddau defnyddiol i'ch helpu	26

Ynglŷn â'r Canllaw ar gyfer Rhieni

Mae'r canllaw hwn ar gyfer unrhyw un sy'n cefnogi person ifanc i astudio mewn prifysgol neu goleg yn 2017, a mae'n cwmpasu'r camau allweddol ym mhroses ymgeisio UCAS ar gyfer Israddedigion. Os oes gennych unrhyw gwestiynau, dysgwch sut i gysylltu yn www.ucas.com/contactus.

Eich rhestr wirio taith UCAS

A ydych mor barod ag y gallwch fod i gefnogi'ch mab neu ferch trwy daith eu cais? Defnyddiwch y rhestr wirio hwylus hon i wneud yn siŵr.

- **Cofrestrwch i dderbyn ein cylchlythyr misol ar gyfer rhieni** – mae'n rhad ac am ddim a mae'n rhoi'r holl ddiweddariadau a gwybodaeth sydd arnoch eu hangen, gydag esboniadau amserol o'r broses ymgeisio – www.ucas.com/parentform.
- **Ymgylfarwyddwch â'n gwefan** – mae gan www.ucas.com yr holl wybodaeth byddwch chi a'ch mab neu ferch ei hangen ar bob cam o'r daith ymgeisio.
- **Ymwelwch â diwrnodau agored prifysgolion a cholegau** – www.ucas.com/opendays.
- **Sicrhewch y gwyddoch pryd fydd angen i'ch mab neu ferch anfon eu cais** – www.ucas.com/whentoapply.
- **Gwiriwch pryd fydd angen iddynt ymateb i'w cynigion** – mae hyn yn amrywio yn ôl y cwrs/cyrsiau maent wedi ymgeisio iddynt a phryd fyddant yn derbyn penderfyniadau ar gyfer pob dewis.
- **Dysgwch pa gyllid a chymorth sydd ar gael** – gweler tudalen 6.
- **Deallwch sut mae Extra, Clearing, ac Adjustment yn gweithio** – gweler tudalennau 19 a 23.
- **Cefnogi ymgeisydd rhyngwladol?** Lawrlwythwch ein 'Canllaw rhyngwladol ynghylch israddedigion ar gyfer rhieni' yn www.ucas.com/parents.

Dyddiadau allweddol ar gip

2016

24 Mai: Apply Israddedigion UCAS – y system ymgeisio ar gyfer y rhai hynny sy'n ymgeisio i gyrsiau'n cychwyn yn 2017 – mae'n dod ar gael er mwyn cofrestru'n unig.

1 Medi: Gellir anfon ceisiadau wedi'u cwblhau at UCAS.

15 Hydref (18:00 amser y DU): Terfyn amser ar gyfer ceisiadau at brifysgolion Rhydychen a Chaergrawnt, ac ar gyfer y mwyafrif o gyrsiau mewn meddygaeth, deintyddiaeth a meddygaeth / gwyddoniaeth filfeddygol.



AWGRYM: Yn aml mae ysgolion a cholegau'n gosod terfyn amser cynharach fel bod ganddynt ddigon o amser i wirio ceisiadau ac ychwanegu tystlythyrau, cyn anfon ceisiadau wedi'u cwblhau at UCAS.

Dylech gyngori eich mab neu ferch i wirio terfyn / au amser y cyrsiau maent yn cynnig amdanynt trwy fynd i search.ucas.com

Caiff ceisiadau a dderbynnir wedi'r terfynau amser eu hanfon at brifysgolion a cholegau, ond nid oes rhaid iddynt eu hystyried.

2017

15 Ionawr (18:00 amser y DU): Terfyn amser ar gyfer y mwyafrif o gyrsiau ar gyfer israddedigion.

25 Chwefror: Extra yn agor.

24 Mawrth (18:00 amser y DU): Terfyn amser ar gyfer ceisiadau i rai cyrsiau celf a dylunio.

30 Mehefin (18:00 amser y DU): Y dyddiad olaf ar gyfer derbyn ceisiadau. Caiff ceisiadau a dderbynnir wedi'r terfyn amser hwn eu trosglwyddo i Clearing fel mater o drefn (gweler tudalen 23).

4 Gorffennaf (18:00 amser y DU): Mae Extra yn cau.

5 Gorffennaf: Dangosir lleoedd gwag Clearing yn offeryn chwilio UCAS – search.ucas.com.

Yn gynnar ym mis Awst: Diwrnod canlyniadau SQA – dangosir lleoedd gwag yr Alban yn unig yn yr offeryn Clearing.

17 Awst: Diwrnod canlyniadau lefel A - dangosir holl lleoedd gwag Clearing yn yr offeryn chwilio.

20 Medi (18:00 amser y DU): Terfyn amser olaf ar gyfer cyrsiau'n cychwyn yn 2017.

Beth yw UCAS?

Rydym yn elusen sy'n prosesu ceisiadau i astudio cyrsiau llawn-amser mewn prifysgolion a cholegau yn y DU.

Fodd bynnag, nid ydym yn prosesu ceisiadau'n unig – ein nod yw helpu myfyrwyr i wneud dewisiadau deallus sy'n gywir iddynt hwy, trwy eu harwain trwy'r holl broses ymgeisio ar gyfer addysg uwch a'r tu hwnt. Er mwyn cefnogi hyn, rydym yn darparu ystod eang o wybodaeth a gwasanaethau gwerthfawr ar gyfer ymgeiswyr, eu rhieni, ac athrawon.

Gall eich mab neu ferch ddefnyddio www.ucas.com i ddysgu sut i gychwyn, ymchwilio eu hopsiynau, gwneud eu cais, dilyn gynydd. Mae gwybodaeth i chi'n arbennig yn www.ucas.com/parents, gan gynnwys manylion ynghylch y broses ymgeisio a digonedd o ganllawiau fideo defnyddiol.

Termau UCAS wedi'u hesbonio

Trwy gydol y broses ymgeisio, byddwch yn dod ar draws nifer o dermau efallai na fyddwch yn gyfarwydd â hwy. Ewch i www.ucas.com/ucas-terms-explained i ddysgu beth yw eu hystyr.



Sut i dalu am y brifysgol

Un o'r pryderon mwyaf ar gyfer myfyrwyr a'u rhieni yw'r gost o fynd i'r brifysgol – dyma ddatdrosiad o'r hyn fydd arnoch angen ei wybod ynghylch ffioedd, cyllid, ac ad-dalu.

Ffioedd dysgu

Gall eich plentyn dalu hyd at £9,000 y flwyddyn mewn ffioedd dysgu fel myfyriwr yn y DU, er gallai ffioedd godi â chwyddiant uwchben y ffigur hwn o 2017 ymlaen mewn rhai prifysgolion.

Nid oes angen talu ffioedd ymlaen llaw. Gall myfyrwyr wneud cais am fenthyciad ffioedd dysgu i dalu'r cyfan neu ran o'u ffioedd.

Oherwydd y ffordd mae'r system yn gweithio (gweler 'Ad-dalu'), bydd cymryd benthyciad eich hunan i dalu'r gost o ffioedd ac osgoi'ch plentyn yn mynd i ddyled yn fwy drud yn yr hir-dymor bron bob tro.

Costau byw

Yr ail fenthyciad gallant wneud cais amdano yw'r benthyciad cynhaliath, i helpu tuag at dreuliau byw tra'u bod yn y brifysgol, megis llety, bwyd, a deunyddiau ar gyfer y cwrs.

Mae'r swm maent yn gymwys i'w fenthyci'n dibynnu ar nifer o ffactorau, gan gynnwys ble byddant yn astudio ac incwm eich aelwyd. Bydd arnoch angen ddatgan yr wybodaeth hon er mwyn derbyn y swm mwyaf sydd ar gael.

Er enghraifft, os byddant yn byw i ffwrdd o'u cartref (y tu allan i Lundain), gallai benthyciad cynhaliath o hyd at £8,200 y flwyddyn fod ar gael ar gyfer aelwydydd yn ennill £25,000 y flwyddyn neu lai. Os ydych yn ennill mwy na hyn, bydd swm y benthyciad mae'ch plentyn yn gymwys amdano'n is.

Mae'n rhaid ad-dalu benthyciadau myfyrwyr wedi cwblhau'r cwrs, ac unwaith bod eich plentyn yn ennill mwy na chyflog penodol.

Cymorth ychwanegol

Diddymwyd grantiau yn 2015, ond mae cymorth ychwanegol ar gael o dan amgylchiadau penodol.

- **Ysgoloriaethau a bwrsariau** – fe'u cynigir ar y sylfaen o allu academaidd, yn dilyn prawf modd, neu am resymau eraill, er enghraifft, os oes gan eich plentyn anabledd.
- **Hawliadau ffioedd** – mae'r rhain yn lleihau ffioedd dysgu, naill ai eu hunain, neu fel pecyn ehangach o gymorth â bwrsari.
- **Cronfeydd caledi** – gall y rhain helpu os ydych yn brwydro'n ariannol naill ai cyn neu yn ystod y cyfnod yn y brifysgol.

Mae lleoliad o bwys

Yn bennaf rydym wedi cwmpasu'r system yn Lloegr, ond os ydych yn byw rhywle arall yn y DU, bydd y ffioedd, benthyciadau, modd ad-dalu, a chostau byw'n wahanol. Os yw eich mab neu ferch yn byw yn:

- **Lloegr**, gallent dalu oddeutu £9,000 mewn ffioedd dysgu. Gwnewch gais i Student Finance England yn www.gov.uk/student-finance
- **Yr Alban**, ac yn mynd i brifysgol yn yr Alban, ni fyddant yn talu ffioedd dysgu. Gwnewch gais am fenthyciadau cynhaliath trwy'r Student Awards Agency for Scotland yn www.saas.gov.uk
- **Cymru**, ac yn mynd i brifysgol yng Nghymru, byddant yn talu £3,810 mewn ffioedd a chael grant ar gyfer ffioedd dysgu i dalu am y gweddill. Gwnewch gais i Gyllid Myfyrwyr Cymru yn www.studentfinancewales.co.uk
- **Gogledd Iwerddon** ac yn astudio yng Ngogledd Iwerddon hefyd, byddant yn talu £3,805 mewn ffioedd. Gwnewch gais i Student Finance NI yn www.studentfinancenl.co.uk

Ymgeisio

Nid oes angen i'ch plentyn aros i dderbyn cynigion gan brifysgolion cyn ymgeisio am gyllid myfyriwr – fel arfer gallant wneud hyn o ddiwedd Ionawr ymlaen i'r corff cyllido myfyrwyr ar gyfer lle maent yn byw ar y pryd (gweler 'Mae lleoliad o bwys').

I sicrhau y byddant yn derbyn eu benthyciadau'n brydlon, atgoffwch hwy i ddarparu eu tystiolaeth gefnogol ac anfon eu datganiad wedi'i lofnodi cyn gynted â phosibl.

Ad-dalu

Nid yw hyn yn seiliedig ar faint mae'ch mab neu ferch wedi'i fenthyci, ond yn hytrach ar faint byddant yn mynd ymlaen i'w ennill.

Ar hyn o bryd gosodir y trothwy incwm ar £21,000 ar gyfer myfyrwyr Cymreig a Seisnig (£16,910 ar gyfer myfyrwyr Albanaid, ac £17,335 ar gyfer myfyrwyr o Ogledd Iwerddon).

Dyma'r pwynt lle byddant yn dechrau talu swm yn ôl – 9% ar hyn o bryd – yn seiliedig ar yr hyn maent yn ei ennill **dros** y ffigur hwnnw bob blwyddyn. Ennill llai na hwnnw? Yna ni fyddant yn talu unrhyw beth yn ôl.

Unwaith bydd eich plentyn yn dechrau ad-dalu'r benthyciad, caiff ei gasglu fel mater o drefn trwy PAYE, felly ni fyddant yn gallu mynd i ddyled ar eu had-daliadau.

Er bod y benthyciadau'n cronni llog, ysgrifennir i ffwrdd unrhyw ddyled sy'n weddill wedi 30 mlynedd, sy'n golygu nad yw'n werth chweil i helpu'ch plentyn i dalu eu benthyciad yn ôl yn gynnar bob tro. Ni fydd benthyciadau myfyrwyr yn ymddangos ar ffeil gredyd eich plentyn ychwaith.

Gall Which? University eich helpu i helpu'ch mab neu ferch i ddeall cyllid myfyrwyr, cyllidebau, a materion ariannol. Ewch i www.which.co.uk/studentfinance i ddysgu rhagor.



Cynllunio eu dyfodol

Yn aml gall pobl ifanc yn eu harddegau fod yn orio, felly sut allwch drafod y pwnc llechwth o'u cynlluniau wedi iddynt orffen yn yr ysgol?

Syniadau ynghylch pynciau

Mae'n debygol mai ychydig o sgysiaid ysgafn dros ginio neu tra'n gwyllo'r teledu, yn hytrach nag eistedd i gael sgwrs frawythus ynghylch 'y dyfodol' yw'r ffordd orau i'w cael i ddechrau ystyried eu camau nesaf.

Os yw'r cam hwnnw'n golygu'r brifysgol ond maent yn profi anawsterau ynghylch cael eu hysbrydoli gan bwnc penodol, ceisiwch eu cael i ystyried meysydd posibl o astudio naill ai mewn:

- **pwnc maent yn ei astudio nawr** – os mai dyna'r pwnc sydd wrth eu bodd a'r un maent yn ei wneud orau, ceisiwch eu cael i ystyried a fydd yn dal i'w diddori am yr ychydig flynyddoedd nesaf, a pha lwybr(au) gyrfaol gallai arwain atynt
- **pwnc cysylltiedig â gyrfa** – os oes ganddynt uchelgeisiau mwy galwedigaethol eisoes, archwiliwch gyda'ch gilydd a oes angen iddynt astudio pwnc gradd arbennig er mwyn cael swydd yn y maes hwnnw, neu os yw eu hopsiynau'n fwy hyblyg
- **pwnc cwbl newydd** – mae llawer o ddisgyblaethau ar lefel gradd na fyddant wedi dod ar eu traws yn eu hastudiaethau o'r blaen. Gyda'ch gilydd, aseswch y rhain â meddwl agored, gan gysylltu pob un yn ôl i'r hyn maent yn ei fwynhau a sut maent yn dysgu orau.

Byddwch yn wrandawr da

Gall bod yn rhy ymwithgar neu roi pwysau ar eich plentyn i ddilyn llwybr gyrfaol neu radd benodol fod (a mae'n debygol y bydd) yn wrthgynhyrchiol.

Cadwch y sgwrs yn bositif, gan ganolbwyntio ar eu cryfderau, diddordebau (academaidd a'r tu allan i'r ystafell ddosbarth), a dyheadau. Gall graddau disgwylidig, cardiau adroddiad, a nosweithiau rhieni diweddar weithio gystal â phrociau rhymarferol i helpu i nodi beth yw'r rhain.

Atogwch eich mab neu ferch i siarad ag athrawon, cynghorwyr gyrfaoedd, ac aelodau eraill y teulu i gael persbectif arall.

Dewisiadau amgen yn lle'r brifysgol

Os nad y brifysgol yw'r ateb (neu o leiaf nid ar hyn o bryd), mae opsiynau eraill i'w hystyried.

- **Prentisiaethau** – profiad a hyfforddiant yn y gwaith ar gyfer ystod fawr o lwybrau gyrfaol, gan gynnwys cyllid, manwerthu, TG, a gofal plant.
- **Byd gwaith** – gofynnwch iddynt ddatblygu eu CV, gwirio hysbysebion am swyddi, a siarad â recriwtwyr i gael synnwyr o wahanol farchnadoedd swyddi, gan gynnwys rhaglenni ar gyfer plant sy'n gadael yr ysgol.
- **Mynediad gohiredig i'r brifysgol** – treulio amser yn ennill profiad gwaith neu'n cwblhau blwyddyn i ffwrdd i gynyddu sgiliau, gwybodaeth, a hyder cyn mynd i addysg uwch.

Rhowch y diddordebau hynny ar brawf

Os ydynt wedi sôn am ychydig o feysydd maent yn ymddiddori ynnddynt, gofynnwch iddynt roi'r rhain ar brawf cyn gynted â phosibl lle gallant wneud hynny.

Efallai bydd lleoliadau profiad gwaith, dyddiau blas y brifysgol, gwirfoddoli, neu waith rhan-amser yn cynnig cipolygon newydd.

Ysbrydolwch hwy ag awgrymiadau, straeon gan fyfyrwyr eraill, a chyngor cam wrth gam ar ddewis cwrs gradd yn www.which.co.uk/degreecourse.

What's next?

National Careers Service
Helping you take the next step

It can be tricky to decide, that's why we offer free and impartial careers advice that will help take you further. Just visit nationalcareersservice.direct.gov.uk or call an adviser on 0800 100 900.

Traineeships

Apprenticeships

WHAT'S
STOPPING
YOU

There are up to 27,000 apprenticeship vacancies and 9,000 traineeship opportunities available on the website. Right now. apprenticeships.org.uk

Brought to you by
National
Apprenticeship
Service

Sut allwch helpu i ymchwilio i'w hopsiynau

Os bydd eich mab neu ferch yn penderfynu mai'r brifysgol yw'r llwybr cywir ar eu cyfer hwy, mae llawer o ymchwil yn dal i'w gwneud, â mwy na 37,000 o gyrsiau ar gyfer israddedigion i ddewis rhngddynt. Dyma ein hawgrymiadau uchaf i'ch helpu i helpu'ch plentyn â'u hymchwil.

1. Ewch ar-lein

- Defnyddiwch ein hofferyn chwilio yn search.ucas.com i ddod o hyd i gyrsiau ar gyfer israddedigion mewn prifysgolion, colegau, a chonservatoires. Bydd canlyniadau chwiliad yn dangos gofynion mynediad, gwybodaeth ynghylch ffoedd, a manylion ynghylch pryd i ymgeisio.
- Edrychwch ar wefannau prifysgolion, colegau, a chonservatoires i weld manylion dwfn ynghylch eu cyfleusterau a chysiau, ac i archwilio'r campws â'u rhith-daith yn www.ucas.com/virtual-tours.

2. Ewch allan ac o gwmpas

- Mae **arddangosfeydd UCAS** yn rhoi cyfle i'ch mab neu ferch gwrrd â phrifysgolion, colegau, darparwyr eraill o gyrsiau, a ni yn bersonol, er mwyn cael atebion i'w cwestiynau a chanfod beth allant ei gynnig. Gallai eu hysgol drefnu ymweliad grŵp, neu gallwch fynychu'n annibynnol.

Mae'r arddangosfeydd hyn yn rhad ac am ddim, a mae'n rhaid y bydd un yn agos i chi. Ewch i www.ucas.com/exhibitions i ddod o hyd i un ac i archebu'ch lle!

- Mae **diwrnodau agored prifysgolion a cholegau** yn caniatáu ichi edrych o gwmpas, cwrrd â staff a myfyrwyr, ac

ystyried a fyddai'ch mab neu ferch yn hapus i astudio yno. Defnyddiwch ein hofferyn chwilio ar gyfer diwrnodau agored yn www.ucas.com/opensdays er mwyn canfod pryd fydd y brifysgol maent yn ymddiddori ynddi'n cynnal eu diwrnod agored nesaf. Gallwch hidlo yn ôl ardal a dyddiad er mwyn gwneud canlyniadau'ch chwiliad yn fwy perthnasol.

- Trefnir cyrsiau blas ar gyfer cyrsiau neu bynciau penodol ac yn aml maent yn cynnwys darlithoedd a gweithdai ymarferol, i roi syniad i'ch mab neu ferch o'r profiad o astudio'r cwrs arbennig hwnnw. Gallwch eu gweld yn www.ucas.com/taster-courses.

3. Ystyried cerddoriaeth, dawn, neu ddrama?

Os yw eich mab neu ferch yn ystyried gyrfa mewn cerddoriaeth, dawn, neu ddrama, gallant ddewis rhwng ymgeisio trwy UCAS Israddedigion ac UCAS Conservatoires. Mae prifysgolion a conservatoires fel ei gilydd yn cynnig graddau israddedig.



AWGRYM: Os nad yw eich mab neu ferch yn siŵr pa fath o gwrs syddf wyaf addas ar eu cyfer, gallant ymgeisio trwy'r ddau wasanaeth ymgeisio. Os cânt le yn y ddau, bydd angen iddynt benderfynu p'un i'w dderbyn.

Astudio mewn Conservatoire:

- Mae conservatoire yn goleg sy'n arbenigo mewn cyrsiau seiliedig ar berfformio, ond sydd hefyd yn cynnwys astudiaethau academiaidd.
- Os yw eich mab neu ferch yn ymddiddori mewn disgyblaeth ymarferol, megis

perfformio lleisiol neu ddawnsio, efallai byddai'n well ganddynt fynd i gonservatoire.

- Y terfynau amser ar gyfer ceisiadau i gonservatoire yw:
 - 1 Hydref 2016 (18:00 amser y DU) ar gyfer cyrsiau cerddoriaeth
 - 15 Ionawr 2017 (18:00 amser y DU) ar gyfer y mwyafrif o gyrsiau dawn, drama, a chynhyrchu sgrîn – mae rhai eithriadau, felly gwiriwch wefannau'r conservatoires.

I weld rhagor o wybodaeth a chyngor ynghylch ymgeisio i ac astudio mewn conservatoire, ewch i www.ucas.com/conservatoires.

4. Ystyried addysgu?

Os yw eich mab neu ferch yn ystyried gyrfa fel athro, mae arnynt angen Addysg neu Hyfforddiant Cychwynnol Athrawon (ITET), wedi'i leoli mewn prifysgol, ysgol, neu goleg yn y DU. Gallant hyfforddi naill ai fel myfyrwr israddedig, neu fel myfyrwr graddedig os oes ganddynt radd israddedig eisoes.

Cyfeiriwch hwy tuag at www.ucas.com/teachertraining i gael gwybodaeth ynghylch yr hyn mae arnynt angen ei wneud, ac i gofrestru ar gyfer ein pecyn gwybodaeth am ddim, a fydd yn eu helpu i lywio eu ffordd trwy'r broses ymgeisio.

Y Tariff UCAS

Defnyddir y Tariff gan brifysgolion a cholegau i wneud cymariaethau llydan rhwng cymwysterau a ddefnyddir ar gyfer mynediad i addysg uwch. Dyrennir pwyntiau i ystod eang o gymwysterau a gellir eu hadio ynghyd (o fewn rheolau penodol) er mwyn rhoi sgôr Tariff. Mae rhai prifysgolion yn cyfeirio at bwyntiau Tariff fel amodau i'w cynigion.

Rydym yn cyflwyno Tariff newydd ar gyfer cyrsiau yn cychwyn o fis Medi 2017 ymlaen. Gwnewch yn siŵr bod eich mab neu ferch yn edrych ar yr un cywir ar gyfer pryd byddant yn ymgeisio:

- Ar gyfer cyrsiau'n cychwyn **cyn** Medi 2017, ewch i www.ucas.com/tariff-tables.
- Ar gyfer cyrsiau'n cychwyn **o fis** Medi 2017 ymlaen, gweler www.ucas.com/new-tariff.





Mehefin i Fedi 2016

Sut i lenwi'r ffurflen gais UCAS

Cyn iddynt ddechrau eu cais, anogwch eich mab neu ferch i edrych ar ein canllaw fideo byr yn www.ucas.com/fillinginyourapplication.

Cofrestru

Dyma'r cam cyntaf – mae'n rhad ac am ddim a mae'n cymryd oddeutu 15 munud i nodi manylion sylfaenol a sefydlu gwybodaeth ddiogelwch. Unwaith maent wedi cofrestru, mae saith adran i'w cwblhau:

1. **Manylion personol** – Bydd hon eisoes yn cynnwys yr wybodaeth iddynt ei rhoi wrth gofrestru, a bydd rhagor o gwestiynau ynghylch cymorth a phreswyllo'r myfyriwr.
2. **Gwybodaeth ychwanegol** – Mae hon yn cynnwys cwestiynau ynghylch cydraddoldeb ac yn rhoi manylion ynghylch unrhyw baratoi maent wedi'i wneud ar gyfer addysg uwch.

3. **Cyllid myfyrrwr** – Gall eich mab neu ferch gofrestru i dderbyn e-bost gennym i roi gwybod iddynt pryd gallant ymgeisio am gyllid myfyrrwr. Gweler tudalennau 6 a 7 i weld rhagor o wybodaeth.
4. **Dewisiadau** – Gallant wneud hyd at bum dewis cwrs (pedwar mewn meddygaeth, deintyddiaeth, neu wyddor filfeddygol).
5. **Addysg** – Bydd arnynt angen darparu rhestr o'r holl ysgolion maent wedi'u mynychu ers 11 oed, gan gynnwys y dyddiadau buont yno, eu holl ganlyniadau arholiad (pasio neu fethu), a manylion ynghylch unrhyw arholiadau sydd yn dal i'w sefyll.
6. **Datganiad personol** – Dyma eu cyfle i argyhoeddi'r brifysgol neu goleg i gynnig lle iddynt.
7. **Cyflogaeth** – Os oes gan eich mab neu ferch swydd ran-amser, dylent gynnwys y manylion sylfaenol yma. Gallant siarad ymhellach am hyn yn eu datganiad personol.

Gall eich mab neu ferch lenwi eu cais ar unrhyw adeg, gan gadw eu cynnydd wrth fynd ymlaen. Gallant fynd yn ôl a'i olygu tan eu bod yn fodlon ei fod yn gyflawn. Yn olaf, mae adran ar gyfer y tystlythyr, a ychwanegir gan eu canolwr (fel arfer eu hathro).

Mehefin i Fedi 2016

Helpwch eich plentyn i ysgrifennu datganiad personol gwych

Mae llawer o ymgeiswyr yn canfod mai ysgrifennu eu datganiad personol yw'r rhan anosaf o'r cais. Gall cymryd ymagwedd bositif a chaniatáu digon o amser i'w wneud yn dda wir sicrhau bydd cais eich mab neu ferch yn sefyll allan o'r pentwr.



AWGRYM: Mae datganiad personol da'n...

- berthnasol ac â ffocws – peidiwch â gwastraffu'r 4,000 o nodau
- defnyddio Saesneg clir, plaen
- osgoi ystrydebau
- gwreiddiol- mae ein meddalwedd yn sganio'r holl ddatganiadau personol am lèn-ladrad
- cael ei ail-ddrafftio sawl gwaith tan ei fod yn gywir

Rydym wedi creu offeryn datganiad personol i helpu'ch mab neu ferch i ystyried beth i'w ysgrifennu a sut i'w strwythuro. Er mwyn rhoi cynnig arno, ewch i www.ucas.com/personalstatement.

Ble ddylent gychwyn?

Anogwch hwy i:

- feddwl am yr hyn sy'n eu gwneud yn ddi-ddoro la'r hyn sy'n gwneud iddynt sefyll allan mewn ffordd bositif
- ysgrifennu llawer iawn o eiriau – unrhyw beth sy'n dangos pam maent yn llawn cyffro ynghylch y cwrs / cysiau maent yn gwneud cais amdano / amdanynt
- cofio pam maent wedi dewis y pwnc
- rhestru profiad gwaith neu weithgareddau eraill fel tystiolaeth gefnogol i ddangos pam byddent yn fyfyrwr gwych
- ystyried sgiliau gallent eu defnyddio ar y cwrs, megis arweiniad, cyfathrebu, a rheoli amser
- gofyn i chi a'u ffrindiau am syniadau ac adborth

Tynnu popeth ynghyd

Cymryd yr holl syniadau hynny a'u strwythuro i wneud datganiad personol perffaith yw'r cam nesaf. Mae gan eich mab neu ferch hyd at 4,000 o nodau i'w hysgrifennu yn eu datganiad personol. Mae pedair rhan allweddol i ddatganiad personol da:

- **Rhan gyntaf** – paragraff agoriadol trawiadol yn dangos eu cyffro am a'u dealltwriaeth o'r cwrs.
- **Rhan ganol** – tystiolaeth i gefnogi eu diddordeb yn y cwrs. Bydd sgiliau perthnasol, profiad gwaith ac eiliadau ysbrydoledig i gyd yn ymddangos yma.
- **Rhan derfynol** – dyma ble maent yn ysgrifennu amdanynt eu hunain, yr hyn sydd o ddiddordeb iddynt, a pha mor dda byddant yn ffitio i mewn i fywyd y brifysgol.
- **Paragraff terfynol** – datganiad cryno sy'n gadael y darlennydd â dealltwriaeth glir o pam mae'ch mab neu ferch yn berffaith ar gyfer y cwrs.

Pryd ddylent ymgeisio?

Mae Apply Israddedigion UCAS 2017 yn agor ar 24 Mai 2016 – gellir cychwyn ceisiadau pryd hynny ond ni ellir eu hanfon atom tan 1 Medi 2016. Mae terfynau amser gwahanol ar gyfer ymgeisio gan ddibynnu ar y cyrsiau mae'ch mab neu ferch wedi ymgeisio iddynt – gweler tudalen 3 am fan ylion.

Ni ellir anfon ceisiadau at UCAS tan:

- 1 Medi 2016
- Mae pob adran wedi'i chwblhau, a mae ffi'r cais wedi'i thalu



AWGRYM: Anogwch eich mab neu ferch i ganiatáu amser wrth gefn cyn terfyn amser UCAS rhag ofn yr aiff rhywbeth o chwith, er enghraifft, colli mynediad i'r rhyngrwyd, taliad cerdyn yn methu, neu os na ychwanegir y canolwr mewn da bryd.

Os yw eich mab neu ferch yn ymgeisio trwy eu hysgol neu goleg, aelod o staff fydd yn anfon eu cais.



AWGRYM: Yn adran fanylion personol y cais, mae opsiwn i'ch mab neu ferch ychwanegu'ch enw at eu cais ar gyfer 'mynediad enwebedig'. Mae hyn yn caniatáu ichi gysylltu â ni – neu'r prifysgolion maent wedi gwneud cais iddynt – ar eu rhan. Ond gwnewch yn siŵr bod gennych eu ID Personol wrth law ac y gallwch ateb cwestiynau diogelwch sylfaenol pan ffoniwch.

Ni all prifysgolion ac UCAS siarad â chi am fanylion penodol cais eich mab neu ferch oni bai bod gennych fynediad enwebedig.



EXPLORE
DREAM
DISCOVER

STUDY WITH
A TOP FIVE
MODERN UK
UNIVERSITY*

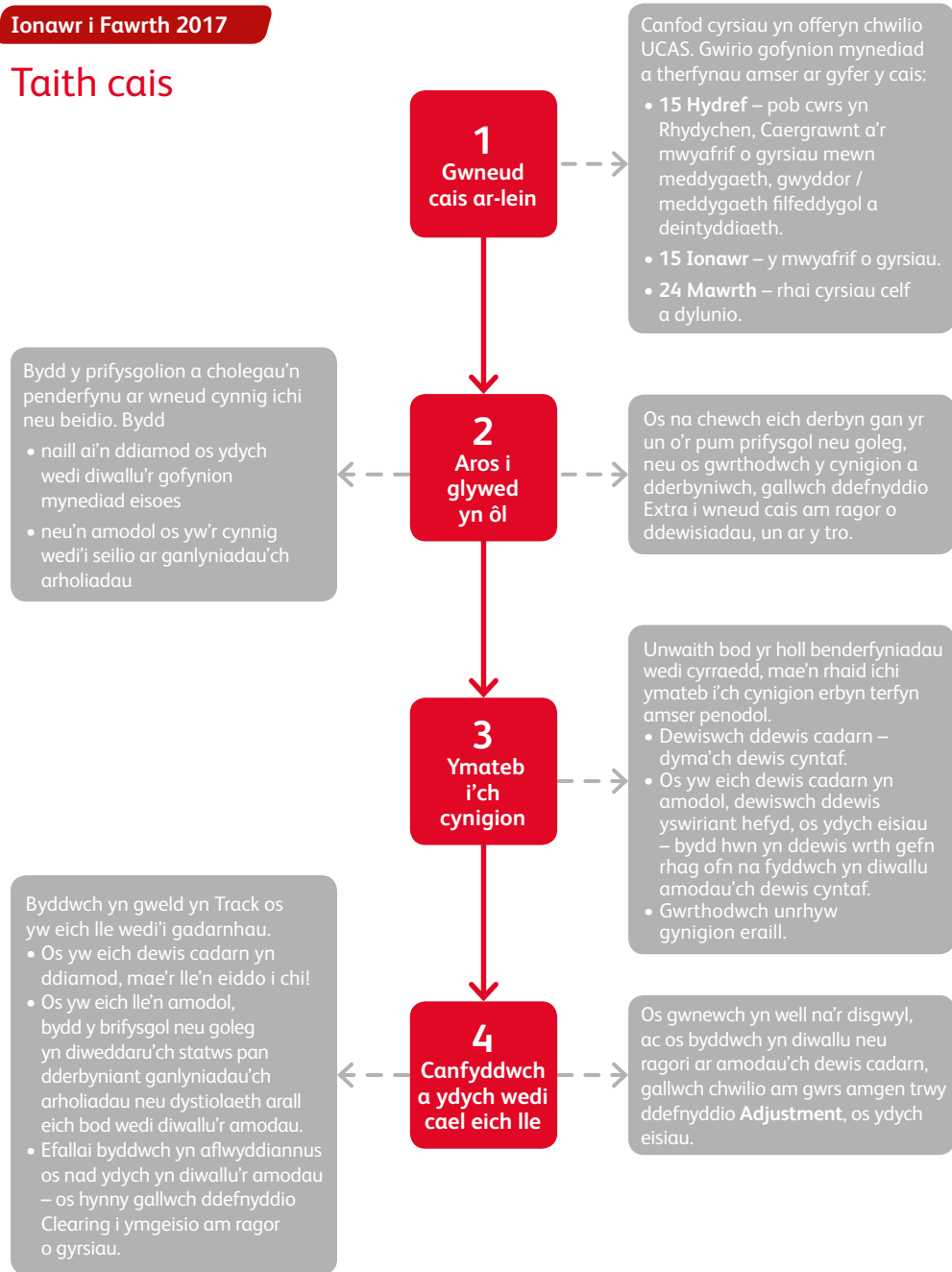
DISCOVER
WITH
PLYMOUTH
UNIVERSITY

www.plymouth.ac.uk/apply

   /PlymUniApply

*2015 Times Higher Education 100 under 50

Taith cais



Beth sy'n digwydd unwaith y derbyniwn eu cais?

1. Rydym yn gwirio bod popeth yn gywir ac nad yw'r datganiad personol wedi'i gofio. Gall hyn gymryd hyd at 48 awr.
2. Anfonwn e-bost o groeso i'ch mab neu ferch pan yw ein gwiriadau wedi'u cwblhau. Mae hyn yn esbonio sut i ddefnyddio Track i wirio cynnydd eu cais, ac yn cynnwys eu ID Personol, yr hyn fydd arnynt ei angen i fewngofnodi. Mae fideo hwylus ynghylch defnyddio Track yn www.ucas.com/trackyourapplication.
3. Ar yr un pryd, anfonir y cais at eu prifysgolion a cholegau dewisol. Ni fydd prifysgolion yn gwybod ble maent wedi ymgeisio.
4. Cyn gynted â bod prifysgolion yn rhoi gwybod inni am gyfweliad, clyweliad, prawf, neu benderfyniad, byddwn yn e-bostio'ch mab neu ferch fel byddant yn gwybod y dylent wirio Track.

Mathau o benderfyniadau gall prifysgol eu gwneud

Mae derbyn cynnig amodol neu ddiamedd yn newyddion da, ond mae'n bwysig deall y gwahaniaeth a'r ymrwymiad maent yn ei wneud os derbyniant un.

- Mae **cynnig amodol** yn golygu bod angen i'ch mab neu ferch ddiwallu rhai amodau – fel arfer canlyniadau arholiadau – cyn eu bod yn sicrhau eu lle. Os derbyniant gynnig amodol fel eu dewis cadarn, maent yn ymrwymo i dderbyn y lle.

- Mae **cynnig diamedd** yn golygu bod y lle ar gael iddynt os ydynt ei eisiau. Efallai bydd rhaid iddynt ddal i ddiwallu amodau anacademaidd, megis gwiriad iechyd. Os derbyniant gynnig diamedd fel eu dewis cadarn (gweler tudalen 18), maent yn ymrwymo i dderbyn y lle, ta waeth am ba raddau maent yn eu cael.
- Mae **cais aflwyddiannus** yn golygu bod y brifysgol wedi penderfynu peidio â chynnig lle i'ch mab neu ferch.
- Mae **cais wedi'i dynnu'n ôl** yn golygu bod y dewis wedi'i dynnu'n ôl naill ai gan eich mab neu ferch, neu gan y brifysgol. Os yw'r brifysgol wedi gwneud hyn, byddant yn rhoi gwybod i'ch mab neu ferch am y rheswm.

Unwaith eu bod wedi cael penderfyniadau gan bob un o'u dewisiadau, gall eich mab neu ferch ymateb iddynt.

Ymateb i gynigion

Pan fydd eich mab neu ferch wedi derbyn penderfyniadau gan bob un o'u dewisiadau, bydd angen iddynt ymateb i unrhyw gynigion sydd ganddynt. Bydd angen iddynt fod yn gwbl siŵr eu bod yn derbyn y cynnig cywir, am y rheswm cywir.

Mae proses ymgeisio UCAS yn cydymffurfio â deddfau defnyddwyr a chyngor yr Yr Awdurdod Cystadleuaeth a Marchnadoedd. Mae hyn yn golygu, ar ôl iddynt anfon eu cais atom, y bydd gan eich mab neu ferch 14 diwrnod lle gallant ganslo eu cais a derbyn ad-daliad llawn, os ydynt eisieu gwneud hynny.

Pan yw eich mab neu ferch wedi ymateb i'w cynigion, bydd ganddynt 14 diwrnod hefyd i newid eu ymatebion, ond gallant wneud hyn unwaith yn unig.

Cyn iddynt ymateb, bydd angen iddynt:

- **ddeall amodau eu cynnig** – os nad ydynt yn siŵr, dylent gysylltu â'r brifysgol
- **ymweld â'r brifysgol neu goleg** – os nad ydynt wedi'i wneud eisoes, mae'n syniad da i wirio a fyddant yn hapus yno
- **trafod unrhyw anghenion unigol â'r brifysgol** – er enghraifft, os oes ganddynt anabledd – fel bod popeth yn ei le pan fyddant yn cychwyn y cwrs
- **gwirio'r ffioedd dysgu** – mae'n bwysig gwybod beth ydynt cyn derbyn y cynnig
- **cymharu eu cynigion** er mwyn penderfynu pa rai maent am eu derbyn a pha rai nad ydynt am eu derbyn

Pa ymatebion allant eu gwneud?

Gall eich mab neu ferch dderbyn cynnig fel eu dewis **cadarn** neu **yswiriant**.

Dewis cadarn

- Ar gyfer cynnig amodol, byddant yn sicr o le ar y cwrs os byddant yn diwallu'r amodau.
- Ar gyfer cynnig diamod, mae'r lle yn sicr iddynt.
- Yn y naill achos neu'r llall, maent yn ymrwymo i'r cwrs hwnnw yn y brifysgol honno.

Dewis yswiriant

Mae hwn yn cyflwyno'r un lefel o ymrwymiad â dewis cadarn, ond mae'n dod yn berthnasol dim ond os nad yw eich mab neu ferch yn diwallu amodau eu dewis cadarn – mae fel ail gyfle i gael lle. Mae'n gwneud synnwyr i'r dewis yswiriant gyflwyno amodau llai llethol na'r dewis cadarn.

Gallwch weld rhagor o wybodaeth a fideo ynghylch ymateb i gynigion yn www.ucas.com/replies.

Extra yn agor

Er gwaethaf yr holl ymchwil gofalus ynghylch dewis y cwrs/cyrsiau cywir, weithiau nid yw'n digwydd fel y disgwyl. Gall cystadleuaeth fod yn galed, gan olygu nad yw hyd yn oed y myfyrwyr gorau'n cael y cynigion roeddent yn gobeithio amdanynt bob tro. Ar y llaw arall, efallai byddant yn derbyn cynigion ar gyfer cyrsiau nad oes ganddynt ddi-ddordeb ynddynt bellach. Felly beth allant ei wneud yn lle?

Mae **Extra** yn gyfle i'ch mab neu ferch chwilio am gwrs arall heb aros am Clearing (gweler tudalen 23).

Er mwyn defnyddio Extra, yn gyntaf mae'n rhaid iddynt fod yn gymwys:

- Rhaid eu bod wedi defnyddio pob un o'r pum dewis.
- Rhaid naill ai nad ydynt wedi derbyn unrhyw gynigion, neu eu bod wedi gwrthod unrhyw gynigion maent wedi'u derbyn.

Mae Extra yn agor ar 25 Chwefror 2017 ac yn dod i ben ar 4 Gorffennaf 2017. I weld rhagor o fanylion, ewch i www.ucas.com/extra.



Paratoi ar gyfer y canlyniadau

Mae'r arholiadau drosodd, bydd rhaid i'ch mab neu ferch brofi arhosiad diamynedd tan ddiwrnod y canlyniadau. Defnyddiwch yr amser hwnnw i ddyfeisio cynllun B, rhag ofn na fydd pethau'n gweithio allan fel y gobeithiwyd...

Gosod disgwyliadau cynnar

Ceisiwch fesur sut mae pethau wedi mynd. Er na allant ragweld popeth, dylai fod ganddynt syniad bras yn seiliedig ar sut mae eu harholiadau ac aseiniadau wedi mynd. Gall hyn fod yn ddefnyddiol i benderfynu ai cynllun wrth gefn neu ddewis amgen sydd ei angen.

Methu'n agos ar eu graddau

Meddylwch yn gadarnhaol! Hyd yn oed os nad ydynt yn cyflawni'r graddau yr oeddent yn eu disgwyl neu sydd arnynt eu hangen, efallai y bydd eu prifysgol dewis cadarn yn dal i'w derbyn.

Cwrs brifysgol arall

Os ydynt yn colli allan ar eu lle, mae Gwasanaeth Clearing UCAS (gweler tudalen 23) yn cynnig y cyfle i wneud cais am gyrsiau eraill. Dechreuwch baratoi nawr trwy eu hannog i ystyried y cyrsiau gwreiddiol roeddent yn eu hystyried eto – ffordd dda o gael rhestr fer barod o brifysgolion a chysiau.

Blwyddyn allan

Efallai y byddant yn dymuno ailymgeisio flwyddyn nesaf ar gyfer cyrsiau ychydig yn wahanol neu i brifysgolion eraill. Mae nawr yn amser da i ddechrau meddwl am sut allai blwyddyn allan gynhyrchol fod, er mwyn gwneud yn siŵr eu bod yn cael y gorau ohoni.

Ailsefyll arholiadau

Yn dibynnu ar eu canlyniadau, efallai y byddant yn penderfynu ail-sefyll pwnc cyn ailymgeisio. Mae hyn yn golygu mwy o arholiadau haf nesaf, dod o hyd i rywle i'w sefyll, ac yn ôl pob tebyg rhywfaint o ddysgu ychwanegol.

Ail-farcio ac apeliadau

Os yw eich mab neu ferch yn anffodlon ar ganlyniad arholiad ac yn teimlo ei fod wedi'i farcio yn annheg, siaradwch â'u hysgol neu goleg ynghylch apelio yn erbyn y radd (ni fyddwch yn gallu holi yn uniongyrchol i'r bwrdd arholi eich hunan).

Byddant hefyd yn gallu rhoi cyngor i chi yn seiliedig ar wybodaeth ynghylch yr holl ganlyniadau ar gyfer yr arholiad hwnnw ar draws grŵp blwyddyn eich mab neu ferch.

Ewch i www.which.co.uk/appeals am gyngor cam wrth gam ar y broses apelio yn erbyn gradd.

Gwell na'r disgwyl

Os oes gan eich plentyn obeithion mawr ar gyfer diwrnod y canlyniadau, mae opsiwn i 'uwchraddio' eu lle drwy broses Adjustment UCAS (gweler tudalen 23) i gael cynnig ar gwrs â gofynion mynediad uwch. Defnyddiwch yr amser nawr i ymchwilio i gyrsiau posibl.

Llwybr arall

Efallai bydd astudio tramor yn ddewis amgen ymarferol efallai hyd yn oed bod lleoedd gwag ar gael ar gyrsiau iaith Saesneg mewn prifysgolion Ewropeaidd penodol. Beth am gymhwyster gwahanol yn gyfan gwbl, neu fynd i fyd gwaith?

Argymhellir yn gryf bod eich plentyn yn y wlad ar gyfer diwrnod y canlyniadau, felly osgowch archebu unrhyw wyliau o gwmpas yr wythnos honno. Trwy hyn, os bydd angen iddynt siarad â rhywun am eu canlyniadau neu opsiynau ar y diwrnod, byddant yn gallu gwneud hynny. Efallai y byddwch chi am fod o gwmpas hefyd...

Mae gan Which? University ragor o awgrymiadau a chynghor i'ch helpu i baratoi ar gyfer diwrnod y canlyniadau. Ewch i www.which.co.uk/resultsday.

University of South Wales Prifysgol De Cymru

Ydy'ch plentyn yn gwneud cais prifysgol? Gall Rhieni'n Rhannu eich helpu.



Mae Rhieni'n Rhannu yn rhoi gwybodaeth i chi ar sut i oroesi'r broses ymgeisio i brifysgol. Mae gennym gyngor ar sut i gael y mwyaf allan o Ddiwrnodau Agored a chyfarwyddyd ar sut i fantoli costau prifysgol. Mae gennym hefyd gyfweiliadau gyda rhieni a chanllaw ar y jargon a ddefnyddir i wneud yn siŵr eich bod yn deall yr holl derminoleg.

I archebu copi AM DDIM heddiw, ewch i www.decymru.ac.uk/parents neu ffoniwch ein Llinell Gymorth i Rieni ar **03455 760 996**.

Cael canlyniadau arholiadau

- Rydym yn derbyn canlyniadau arholiadau, yn eu cydweddu ag unigolion, ac yn sicrhau eu bod ar gael i brifysgolion a cholegau.
- Yna mae prifysgolion yn gwirio manylion y cynnig ac yn cadarnhau bod yr amodau wedi'u diwallu.
- Os yw'r brifysgol wedi cadarnhau eu lle, bydd hyn yn cael ei ddangos yn glir yn Track.

AWGRYM: Mae mynediad cyfyngedig i Track tra byddwn yn prosesu canlyniadau. Dangosir manylion ynghylch ei argaeledd ar ein gwefan.

Cael eu canlyniadau

Nid ydym yn cyfathrebu canlyniadau i ymgeiswyr – maent yn dod oddi wrth y bwrd arholi, naill ai trwy eu hysgol, trwy'r bost, neu ar-lein.

Rydym yn anfon rhai canlyniadau ymlaen at brifysgolion neu golegau, ond nid pob un ohonynt. Gwiriwch a oes angen i'ch mab neu ferch anfon unrhyw rai o'u canlyniadau at eu dewisiadau cadarn ac yswiriant. Os oes angen gwneud hynny, bydd angen iddynt wneud hyn cyn gynted â bod y canlyniadau ar gael. Gallwch wirio pa ganlyniadau rydym yn eu derbyn yn www.ucas.com/sending-exam-results.

AWGRYM: Ceisiwch fod yno pan fyddant yn cael canlyniadau eu harholiadau, fel y gallwch rannu yn eu cyffro, neu eu cefnogi os na fydd pethau'n mynd yn ôl y bwriad.

Beth os oes newyddion da iawn?

Pan fydd eu canlyniadau yn cael eu cyhoeddi, gallai eich mab neu ferch gyflawni graddau llawer uwch nag amodau eu cynnig. Os digwydd hyn, gweler tudalen 23 i gael manylion am ein gwasanaeth Adjustment.

AWGRYM: Gwnewch yn siŵr bod manylion cyswllt eich mab neu ferch yn gyfredol yn Track, gan gynnwys eu cyfeiriad, e-bost, a rhif ffôn symudol.

Beth os nad ydynt yn cael y graddau roeddent yn eu disgwyl?

- Efallai bydd y brifysgol yn dal i'w derbyn, ond nid oes sicrwydd.
- Efallai y byddant yn cynnig lle ar gwrs arall i'ch mab neu ferch, neu gwrs ar gyfer blwyddyn mynediad wahanol.
- Gallai'ch mab neu ferch:
 - chwilio am gwrs arall gan ddefnyddio Clearing (gweler tudalen 23)
 - ail-sefyll rhai arholiadau ac ailymgeisio y flwyddyn nesaf
 - gwneud prentisiaeth neu hyfforddeiaeth – dysgu rhagor yn www.ucas.com/alternatives
 - cymryd blwyddyn i ffwrdd
 - ennill arian a dysgu â swydd

Clearing ac Adjustment

Mae Clearing ac Adjustment ill dau yn opsiynau i'w defnyddio pan nad yw canlyniadau arholiadau fel a ddisgwylir, ond fe'u defnyddir o dan amgylchiadau gwahanol.

Mae **Clearing** yn gyfle i fyfyrwyr chwilio am le os nad oes ganddynt un ar ôl wedi iddynt gael eu canlyniadau arholiadau. Mae hefyd yn gyfle olaf i brifysgolion lenwi unrhyw leoedd sy'n dal ar gael ganddynt.

I chwilio am le Clearing, mae'n rhaid i'ch mab neu ferch fod yn gymwys. Mae hyn yn golygu naill ai:

- nad oes ganddynt unrhyw gynigion
- mae eu dewisiadau cadarn ac yswiriant wedi eu gwneud yn aflwyddiannus
- maent wedi gwneud cais ar ôl 30 Mehefin 2017 (gweler tudalen 3)

AWGRYM: Os yw eich mab neu ferch wedi talu am un dewis yn unig, bydd angen iddynt dalu swm ychwanegol o £ 11 i wneud cais am gwrs yn Clearing. Gallant wneud hyn yn Track..

Mae Clearing yn dechrau yn swyddogol ar 5 Gorffennaf 2017. Fodd bynnag, rhaid i fyfyrwyr gael eu holl ganlyniadau arholiadau i allu ei ddefnyddio, felly bydd y rhan fwyaf o fyfyrwyr sy'n gymwys yn defnyddio Clearing ym mis Awst. I gael rhagor o wybodaeth, ewch i www.ucas.com/clearing.

Adjustment

Os yw canlyniadau eich mab neu ferch yn well na'r disgwyl, efallai y byddant yn rhagori ar amodau eu dewis cadarn. Yn y sefyllfa hon, efallai byddant yn dymuno ystyried Adjustment i ddod o hyd i gwrs arall.

Mae Adjustment ar gael rhwng 18 a 31 Awst 2017, ond bydd gan ymgeiswyr bum niwrnod yn unig i'w ddefnyddio, o'r eiliad bydd eu dewis cadarn yn cadarnhau eu lle, neu o 18 Awst, p'un bynnag yw'r diweddarach.

Os nad ydynt yn dod o hyd i gwrs arall maent yn ei hoffi, byddant yn cadw'r lle maent wedi'i ennill ar ddiwrnod y canlyniadau. Am ragor o wybodaeth, ewch i www.ucas.com/adjustment.



Paratoi ar gyfer y brifysgol

Mae'r gwaith caled wedi cael ei wneud a maent bron ar eu ffordd i'r brifysgol! Nawr mae'r mater bach o bacio, yn ogystal â rhywfaint o gynllunio terfynol cyn iddynt godi llaw a dweud hwyl fawr am ychydig flynyddoedd.

Cyllidebau a chyfrifon banc

Erbyn hyn, dylech chi a'ch mab neu ferch fod â syniad da ynghylch eu cyllideb ar gyfer pob tymor. Rhowch rai awgrymiadau iddynt ar gyfer torri eu costau byw, a'r offer i aros o fewn eu cyllideb – gallai taenlen wariant wythnosol semi gyflawni rhyfeddodau!

Hefyd mae'n syniad da i agor cyfrif banc myfyriwr cyn iddynt ymadael, fel y gallant gymryd amser i gymharu'r hyn sydd ar gael.

Mae banciau'n awyddus i ddenu myfyrwyr ag anrhegion am ddim, ond edrychwch y tu hwnt i'r tocy'n rheilffordd myfyriwr neu gymhellion â thalebau. Yn aml, gallai fod nodweddion fel lefel y gorddrafft di-log fod yn fwy hanfodol yn y tymor hir. Pan ydych yn cymharu cyfleusterau gorddrafft 0% sydd ar gynnig, gwiriwch a yw'r prif swm yn warantedig, neu ddim ond 'hyd at', ac a oes unrhyw gyfyngiadau eraill.

Anogwch eich plentyn i weld gorddrafft fel byffer defnyddiol yn hytrach nag arian ychwanegol, ac i gadw o fewn eu terfyn awdurdodedig bob amser er mwyn osgoi costau swmpus.

Ar gyfer cymharu cyfrifon banc ar gyfer myfyrwyr, teclynnau o werth mawr, a rhagor o gyngor ar sut i'w paratoi ar gyfer y brifysgol, ewch i www.which.co.uk/preparingforuni.

Biliau myfyrwyr

- **Y Dreth Gyngor** – os yw pawb sy'n byw yng nghartref eich mab neu ferch yn fyfyrwr llawn-amser, ni fydd yn rhaid iddynt dalu'r Dreth Gyngor. Os nad yw rhywun yn eu cartref yn fyfyrwr amser llawn, byddant

yn cael bil treth Gyngor, ond byddant yn gymwys i gael gostyngiad.

- **Biliau cyfleustodau** – os bydd eich plentyn yn symud i mewn i lety preifat, efallai na chynhwysir biliau cyfleustodau, felly gwnewch yn siŵr eu bod yn ymwybodol o filiau nwy, trydan, a dŵr.
- **Rhyngwrwyd** – mae llawer o brifysgolion yn cynnig cysylltiad am ddim â'r rhyngwrwyd mewn neuaddau, felly byddwch yn siŵr o ofyn.
- **Trwydded Deledu** – mae ar fyfyrwyr angen trwydded deledu os ydynt yn gwyllo neu recordio rhaglenni teledu wrth iddynt gael eu dangos ar y teledu, ar unrhyw ddyfais. Fel arfer mae gan neuaddau preswyl drwydded i gwmpasu ardaloedd cymunedol. Nid oes arnoch angen un i ddefnyddio gwasanaeth dal-i-fyny neu ffrydio megis Amazon Prime, BBC iPlayer, neu Netflix.
- **Yswiriant** – gwiriwch brint mân eich yswiriant cynnwys. Os nad yswirir eu meddiannau personol pan ydynt i ffwrdd o'r cartref, efallai bydd yn werth cael polisi ar wahân iddynt.

Addysgwch rywfaint o annibyniaeth iddynt

Gallwch achub eich plentyn rhag rhai trychinebau domestig (a gallwch eich achub eich hunan rhag rhai negeseuon neu alwadau ffôn gwyllt) trwy addysgu iddynt rhai rhyseitiau syml, sut i olchi dillad heb droi popeth yn binc, a phethau ychwanegol defnyddiol fel sut i wrnio botwm yn ôl.

Paratowch eich hunan hefyd

Nid yw popeth yn ymwneud â hwy! Mae hyn yn newid mawr i chi yn ogystal. Siaradwch â rhieni eraill y mae eu cartrefi hwy hefyd ychydig yn dawelach ers i'w plant ymadael am y brifysgol.

Meddyliwch am yr hyn yr hoffech ei wneud gyda'ch amser ychwanegol - efallai dechrau hobi eich bod wedi bod yn ei osgoi neu dreulio mwy o amser gyda ffrindiau ac aelodau eraill o'r teulu.

Eitemau mae'n rhaid eu cael:

- **Dillad** – peidiwch â phacio popeth; bydd digon ar gyfer y tymor hwnnw'n gwneud y tro.
- **Dillad gwely** – duvet, cynfasau, gobenyddion, a thywelion.
- **O'r cabinet ystafell ymolchi** – pethau ymolchi, sbectol, lensys cyffwrdd, meddyginiaeth, a phhecyn cymorth cyntaf bach.
- **Golchi dillad** – cynhyrchion golchi, bag golchi dillad, a rac sychu.
- **Electroneg** – gliadiadur, llechen, argraffydd, ceblau estyn, a llenwyr.
- **Cegin** – cyllyll a ffyrc, llestri, gwydrau, potiau, sosbenni, yn ogystal â theclynnau sylfaenol fel tegell a thostiwr, os na ddarperir y rhain (gwiriwch â'u llety yn gyntaf!)
- **Gweinyddu** – pasport, trwydded yrru, cerdyn meddygol y GIG, rhif Yswiriant Gwladol, a phob gohebiaeth bwysig â'u prifysgol.
- **Pethau bwyd sylfaenol** – coffi, bagiau te, grawnfwyd, olew coginio, tuniau, a chynfennau (papur, halen ac ati).

Pethau i'w gadael ar ôl:

- **Teledu a chonsol gemau** – anogwch hwy i fynd allan a chwrdd â phobl, yn hytrach na'u cloi eu hunain dan do.
- **Deunydd ysgrifennu a llyfrau** – ar wahân i'r llyfrau bydd arnynt eu hangen ar gyfer cychwyn cyntaf y tymor, gallant brynu y rhan fwyaf ar ôl iddynt gyrraedd.
- **Poster a décor** – ar wahân i rai pethau ychwanegol arbennig i helpu i'w hatgoffa am eu cartref, gallant bersonoli eu hystafell ar ôl iddynt ymsefydlu.



Adnoddau defnyddiol i'ch helpu chi

Mae nifer o ffyrdd y gallwch chi a'ch mab neu ferch gael cymorth gennym ar-lein – ewch i www.ucas.com/connect i ddod o hyd i ganllawiau fideo, cysylltiadau cyfryngau cymdeithasol, a blogiau gan rieni eraill sy'n mynd trwy'r un profiadau â chi.



www.twitter.com/ucas_online



www.facebook.com/ucasonline



www.youtube.com/ucasonline



plus.google.com/+ucasonlineofficial/posts

Gallwch ein ffonio ar **0371 468 0 468**, o ddydd Llun i ddydd Gwener, 8:30 – 18:00 (amser y DU).

Edrychwch ar ein wal fideo yn www.ucas.com/connect/videos am fideos defnyddiol 'sut-i', cyfres o ganllawiau rhieni'n parhau am 90 eiliad, a llawer, llawer mwy.



Efallai byddwch yn cael y gwefannau eraill hyn yn ddefnyddiol:

- **Cyngor ar Yrfaedd:**

National Careers Service for England
nationalcareersservice.direct.gov.uk

Careers Service Northern Ireland
www.nidirect.gov.uk/careers

Skills Development Scotland
www.myworldofwork.co.uk

Gyrfa Cymru
www.careerswales.com

Conservatoires UK
www.conservatoiresuk.ac.uk

Get into teaching
www.education.gov.uk/get-into-teaching

- **Myfyrwr ag anableddau:**

Disability Rights UK
www.disabilityrightsuk.org

Lwfansau ar gyfer Myfyrwr Anabl
www.gov.uk/disabled-students-allowances-dsas

- **Blynyddoedd i ffwrdd:**

gap-year.com
www.gap-year.com

The Year Out Group
www.yearoutgroup.org

- **Cyngor cyffredinol ar addysg uwch:**

Unistats
unistats.direct.gov.uk

Undeb Cenedlaethol y Myfyrwyr
www.nus.org.uk

Which? University
university.which.co.uk

- **Arian a chyllid myfyrwr:**

Gweler tudalen 6 ar gyfer manylion ynghylch y gwahanol sefydliadau ariannu.



AWGRYM: Os yw eich mab neu ferch yn byw y tu allan i'r DU ar hyn o bryd, efallai byddwch yn cael ei fod yn ddefnyddiol i ddarllen ein 'Canllaw israddedigion rhyngwladol ar gyfer rhieni'. Gallwch lawrlwytho'r canllaw yn www.ucas.com/internationalguides.

cyngor doeth am

GYLLID I FYFYRWYR




Meddwl am sut fydd eich plentyn yn talu am y brifysgol? Bydd Cyllid Myfyrwyr Cymru yma i helpu.


Ewch i'n gwefan, hoffwch ni ar Facebook, dilynwch ni ar Twitter a gwylwch ein ffilmiau ar YouTube am wybodaeth ar gyllid myfyrwyr.




www.studentfinancewales.co.uk

www.cyllidmyfyrwyr.cymru.co.uk

 facebook/SFWales

 twitter/SF_Wales

 youtube.com/SFWfilm

Fy nodiadau...

Visit ucas.com/parents
for more information

UCAS

Parent Guide

Everything you need to know about
your child's journey to university or college

2017



© UCAS 2016

All rights reserved.
UCAS is a registered trade mark.

UCAS, a company limited by guarantee, is registered in England and Wales number: 2839815
Registered charity number: 1024741 (England and Wales) and SC038598 (Scotland)

Publication reference: MD-923

We have made all reasonable efforts to ensure that the information in this publication was correct at time of publication. We will not, however, accept any liability for errors, omissions or changes to information since publication.

Wherever possible any changes will be updated on the UCAS website (www.ucas.com).

Copies of this publication can be downloaded from www.ucas.com.

For further information about the UCAS Undergraduate application process go to www.ucas.com.



TIP: Register for our monthly parent newsletter – it's free and gives you all the updates and information you need, along with timely explanations of the application process.
www.ucas.com/parentform

Contents

Your UCAS journey checklist	2
Key dates at a glance	3
What is UCAS?	4
How to pay for university	6
January 2016	
Planning their future	8
March to May 2016	
How you can help with researching their options	10
June to September 2016	
How to fill in the UCAS application	12
Help your child write a great personal statement	13
When should they apply?	14
January to March 2017	
Journey of an application	16
What happens once we get their application?	17
February to May 2017	
Replying to offers	18
Extra opens	19
July to August 2017	
Preparing for results	20
Getting exam results	22
Clearing and Adjustment	23
Preparing for university	24
Useful resources to help you	26

About the Parent Guide

This guide is for anyone supporting a young person applying to study at university or college in 2017, and covers the key stages of the UCAS Undergraduate application process. If you have any questions, find out how to get in touch at www.ucas.com/contactus.

Your UCAS journey checklist

Are you as prepared as you can be to support your son or daughter through their application journey? Use this handy checklist to make sure.

- **Register for our monthly parent newsletter** – it's free and gives you all the updates and information you need, along with timely explanations of the application process – www.ucas.com/parentform.
- **Familiarise yourself with our website** – www.ucas.com has all the information you and your son or daughter will need at every stage of the application journey.
- **Visit uni and college open days** – www.ucas.com/opendays.
- **Know when your son or daughter needs to send their application** – www.ucas.com/whentoapply.
- **Check when they need to reply to their offers** – this varies depending on the course(s) they've applied to and when they receive decisions for each choice.
- **Find out what finance and support is available** – see page 6.
- **Understand how Extra, Clearing, and Adjustment work** – see pages 19 and 23.
- **Supporting an international applicant?** Download our 'International undergraduate guide for parents' at www.ucas.com/parents.

Key dates at a glance

2016

24 May: UCAS Undergraduate Apply – the application system for those applying to courses starting in 2017 – becomes available for registration only.

1 September: Completed applications can be sent to UCAS.

15 October (18:00 UK time): Deadline for applications to the universities of Oxford and Cambridge, and for most courses in medicine, dentistry, and veterinary medicine/science.

 **TIP:** Schools and colleges often set an earlier deadline so they have enough time to check applications and add references, before sending completed applications to UCAS. Advise your son or daughter to check search.ucas.com to find the deadline(s) of the courses they're applying to.

Applications received after the deadlines will be sent to universities and colleges, but they are not obliged to consider them.

2017

15 January (18:00 UK time): Deadline for most undergraduate courses.

25 February: Extra opens.

24 March (18:00 UK time): Deadline for applications to some art and design courses.

30 June (18:00 UK time): Last date for receipt of applications. Applications received after this deadline are automatically entered into Clearing (see page 23).

4 July (18:00 UK time): Extra closes.

5 July: Clearing vacancies shown in the UCAS search tool – search.ucas.com.

Early August: SQA results day – Scottish Clearing vacancies only will be shown in the search tool.

17 August: A level results day – all Clearing vacancies will be shown in the search tool.

20 September (18:00 UK time): Final deadline for applications to courses starting in 2017.



What is UCAS?

We are a charity that processes applications to study full-time courses at universities and colleges in the UK.

However, we don't just process applications – our aim is to help students make informed choices that are right for them, by guiding them through the entire higher education application process and beyond. To support this, we provide a wide range of valuable information and services for applicants, their parents, and teachers.

Your son or daughter can use www.ucas.com to find out how to get started, research their options, make their application, and track its progress. There's information especially for you at www.ucas.com/parents, including details of the application process and a host of helpful video guides.

UCAS terms explained

Throughout the application process, you'll come across a number of terms that you may not be familiar with. Go to www.ucas.com/ucas-terms-explained to find out what they mean.

How to pay for university

One of the biggest concerns for students and their parents is the cost of university – here's a breakdown of what you need to know about fees, finance, and repayment.

Tuition fees

Your child can pay up to £9,000 per year in tuition fees as a UK student, though fees could rise with inflation above this figure from 2017 onwards at some universities.

Fees don't need to be paid upfront. Students can apply for a tuition fee loan to cover all or part of their fees.

Because of the way the system works (see 'Repayment'), taking out a loan yourself to cover the cost of fees and avoid your child getting into debt will almost always work out more expensive in the long run.

Living costs

The second loan they can apply for is the maintenance loan, to help towards living expenses while at university, such as accommodation, food, and course materials.

The amount they're eligible to borrow depends on several factors, including where they will be studying and your household income. You'll need to declare this information to receive the maximum amount available.

For example, if they'll be living away from home (outside of London), a maintenance loan of up to £8,200 per year could be available for households earning £25,000 per year or less. If you're earning more than this, the loan amount your child is eligible for will be lower.

Student loans are repayable after completion of the course, and once your child is earning over a certain salary.

Extra support

Grants were scrapped in 2015, but extra support is available in certain circumstances.

- **Scholarships and bursaries** – offered on the basis of academic ability, following means testing or for other reasons, for example, if your child has a disability.
- **Fee waivers** – these reduce tuition fees, either on their own, or as a broader package of support with a bursary.
- **Hardship funds** – these can help if you're struggling financially either before or during uni.

Location matters

We've mainly covered the system in England, but if you live elsewhere in the UK, the fees, loans, repayment, and cost of living will be different. If your son or daughter lives in:

- **England**, they could pay around £9,000 in tuition fees. Apply to Student Finance England at www.gov.uk/student-finance
- **Scotland** and goes to a Scottish university, they won't pay tuition fees. Apply for maintenance loans via the Student Awards Agency for Scotland at www.saas.gov.uk
- **Wales** and goes to a Welsh uni, they'll pay £3,810 in fees and get a tuition fee grant to cover the rest. Apply to Student Finance Wales at www.studentfinancewales.co.uk
- **Northern Ireland** and studies in NI too, they'll pay £3,805 in fees. Apply to Student Finance NI at www.studentfinancenl.co.uk

Applying

There's no need for your child to wait to receive offers from universities before applying for student finance – they can usually do this from the end of January with the student funding body for where they currently live (see 'Location matters').

To make sure they receive their loans on time, remind them to provide their supporting evidence and send off their signed declaration as soon as possible!

Repayment

This isn't based on how much your son or daughter has borrowed, but instead on how much they go on to earn.

The income threshold is currently set at £21,000 for English and Welsh students (£16,910 for Scottish students, and £17,335 for Northern Irish students).

This is the point at which they'll begin to pay back an amount – currently 9% – based on what they're earning **over** that figure per year. Earning less than that? Then they won't pay anything back.

Once your child starts repaying their loan, it will be automatically collected through PAYE, so they won't be able to fall behind on their repayments.

While the loans do accrue interest, any outstanding debt still owed after 30 years is written off, meaning it's not always worth helping your child pay back their loan early. Student loans won't appear on your child's credit file either.

Which? University can help you help your son or daughter get on top of student finance, budgets, and money matters. Head to www.which.co.uk/studentfinance to find out more.



Planning their future

Teenagers can be temperamental at the best of times, so how do you broach the touchy subject of their post-school plans?

Subject ideas

A few light conversations over dinner or while watching TV, as opposed to an intimidating sit-down talk about 'the future' is probably the best way to get them thinking about their next steps.

If that step is university but they're struggling to get inspired by a particular subject, get them thinking about potential areas of study in either:

- **a subject they study now** – if it's the subject they love and are best at, get them to consider whether it's going to keep them interested for the next few years, and which career path(s) it might lead to
- **a subject related to a career** – if they already have more vocational ambitions, explore together whether they need to study a particular degree subject in order to get a job in that field, or if their options are more flexible
- **a completely new subject** – there are many degree-level disciplines they won't have encountered in their studies before. Together, assess these with an open mind, relating each back to what they enjoy and how they learn best.

Be a positive sounding board

Being pushy or putting pressure on your child to follow a certain career or degree path can (and probably will) be counterproductive.

Keep the conversation positive, focusing on their strengths, interests (both academic and outside the classroom), and aspirations. Recent predicted grades, report cards, and parents' evenings can work well as practical prompts to help identify what these are.

Encourage your son or daughter to speak to teachers, careers advisers, and other family members for another perspective.

Alternatives to university

If university isn't the answer (or at least not right now), there are other options to consider.

- **Apprenticeships** – on-the-job experience and training for a whole range of career paths, including finance, retail, IT, and childcare.
- **The world of work** – get them to develop their CV, check out job ads, and speak to recruiters to get a sense of different job markets, including school leaver programmes.
- **Deferred entry to university** – spend time gaining work experience or completing a gap year to build up skills, knowledge, and confidence before higher education.

Test out those interests

If they've mentioned a few areas they're interested in, get them to test these out as early as possible where they can.

Work experience placements, university taster days, volunteering, or part-time work might offer some fresh insights.

Get them inspired with tips, stories from other students, and step-by-step advice on choosing a degree course at www.which.co.uk/degrecourse.

What's next?

It can be tricky to decide, that's why we offer free and impartial careers advice that will help take you further. Just visit nationalcareersservice.direct.gov.uk or call an adviser on 0800 100 900.

National Careers Service
Helping you take the next step

Traineeships

Apprenticeships

WHAT'S STOPPING YOU

There are up to 27,000 apprenticeship vacancies and 9,000 traineeship opportunities available on the website. Right now. apprenticeships.org.uk

Brought to you by
National Apprenticeship Service

How you can help with researching their options

If your son or daughter decides university is the right path for them, there's still a lot of research to do, with over 37,000 undergraduate courses to choose from. Here are our top tips to help you help your child with their research.

1. Get online

- Use our search tool at search.ucas.com to find undergraduate courses at universities, colleges, and conservatoires. Search results will show entry requirements, fees information, and details of when to apply.
- Take a look at university, college, or conservatoire websites for in-depth details about their facilities and courses, and explore the campus with their virtual tour at www.ucas.com/virtual-tours.

2. Get out and about

- **UCAS exhibitions** give your son or daughter the chance to meet universities, colleges, other course providers, and us in person, to get their questions answered and find out what they can offer. Their school may arrange a group visit, or you can attend independently.

These exhibitions are free and there's bound to be one near you. Go to www.ucas.com/exhibitions to find one and to book your place!

- **University and college open days** allow you to look around, meet staff and students, and see if your son or daughter

would be happy studying there. Use our open days search tool at www.ucas.com/opendays to find out when the university they're interested in is holding their next open day. You can filter by region and date to hone your search results.

- Taster courses are tailored to specific courses or subjects and often include lectures and hands-on workshops, to give your son or daughter a feel of what it would be like to study that particular course. You can find them at www.ucas.com/taster-courses.

3. Considering music, dance, or drama?

If your son or daughter is thinking of a career in music, dance, or drama, they can choose between applying through UCAS Undergraduate or UCAS Conservatoires. Both universities and conservatoires offer undergraduate degrees.



TIP: If your son or daughter isn't sure which type of course suits them best, they can apply through both application services. If they get a place in both, they'll need to decide which to take up.

Conservatoire study:

- A conservatoire is a college that specialises in performance-based courses, but also includes academic study.
- If your son or daughter's interests are in a practical discipline, such as vocal performance or dance, they may favour a conservatoire.

- The deadlines for conservatoire applications are:
 - 1 October 2016 (18:00 UK time) for music courses
 - 15 January 2017 (18:00 UK time) for most dance, drama, and screen production courses – there are some exceptions, so check the conservatoires' websites

For more information and advice about applying to and studying at a conservatoire, go to www.ucas.com/conservatoires.

4. Considering teaching?

If your son or daughter is considering a career as a teacher, they need Initial Teacher Education or Training (ITET), based at a university, school, or college in the UK. They can train as either an undergraduate, or as a postgraduate if they already have an undergraduate degree.

Point them towards www.ucas.com/teachertraining for information on what they need to do, and to sign up for our free information pack, which will help them navigate their way through the application process.

The UCAS Tariff

The Tariff is used by universities and colleges to make broad comparisons between qualifications used for entry to higher education. Points are allocated to a wide range of qualifications and can be added together (within certain rules) to give a Tariff score. Some universities refer to Tariff points as conditions of their offers.

We are introducing a new Tariff for courses starting from September 2017. Make sure your son or daughter looks at the correct one for when they are applying:

- For courses starting **before** September 2017, go to www.ucas.com/tariff-tables.
- For courses starting **from** September 2017, see www.ucas.com/new-tariff.





June to September 2016

How to fill in the UCAS application

Before they start their application, encourage your son or daughter to look at our short video guide at www.ucas.com/fillinginyourapplication.

Register

This is the first step – it's free and takes about 15 minutes to enter basic details and set up security information. Once they've registered, there are seven sections to complete:

1. **Personal details** – This will already contain the information they gave when registering, and there will be more questions about student support and residency.
2. **Additional information** – This includes equality questions and details about any preparation they've done for higher education.

3. **Student finance** – Your son or daughter can sign up to receive an email from us letting them know when they can apply for student finance. See pages 6 and 7 for more information.
4. **Choices** – They can make up to five course choices (four in medicine, dentistry, or veterinary science).
5. **Education** – They'll need to provide a list of all the schools they've been to since the age of 11, including the dates they were there, all their exam results (pass or fail), and details of any exams still to be taken.
6. **Personal statement** – This is their opportunity to convince the university or college to offer them a place.
7. **Employment** – If your son or daughter has a part-time job, they should include the basic details here. They can talk more about this in their personal statement.

Your son or daughter can fill in their application at any time, saving their progress as they go. They can go back and edit it until they're happy it's complete. Finally, there's a section for the reference, which is added by their referee (usually their teacher).

June to September 2016

Help your child write a great personal statement

Many applicants find writing their personal statement the most difficult part of the application. Taking a positive approach and leaving enough time to do a good job really can make your son or daughter's application stand out from the crowd.



TIP: A good personal statement...

- is relevant and focused – don't waste the 4,000 characters
- uses clear, plain English
- avoids clichés
- is original – our software scans all personal statements for plagiarism
- is redrafted multiple times until it's right

We've created a personal statement tool to help your son or daughter think about what to write and how to structure it. To try it, go to www.ucas.com/personalstatement.

Where should they start?

Encourage them to:

- think about what makes them interesting and what makes them stand out in a positive way
- write down a whole load of words – anything that shows why they're excited about the course(s) they're applying for
- remember why they chose the subject
- list work experience or other activities as supporting evidence to show why they'd make a great student
- think about skills they could use on the course, such as leadership, communication, and time management
- ask you and their friends for ideas and feedback

Pulling it together

Taking all those ideas and structuring them into a perfect personal statement is the next step. Your son or daughter has up to 4,000 characters to write their personal statement. There are four key parts to a good personal statement:

- **First part** – a punchy opening paragraph showing their excitement for and understanding of the course.
- **Middle part** – evidence to support their interest in the course. Relevant skills, work experience, and inspirational moments will all sit here.
- **Final part** – this is where they write about themselves, what they're interested in, and how well they will fit into university life.
- **Closing paragraph** – a concise statement which leaves the reader with a clear understanding of why your son or daughter is perfect for the course.

When should they apply?

UCAS Undergraduate Apply 2017 opens on 24 May 2016 – applications can be started then but can't be sent to us until 1 September 2016. There are different application deadlines depending on the courses your son or daughter has applied to – see page 3 for details.

Applications cannot be sent to UCAS until:

- 1 September 2016
- all sections are complete, and the application fee has been paid



TIP: Encourage your son or daughter to leave contingency time before the UCAS deadline in case something goes wrong, for example, loss of internet access, card payment failure, or if the reference isn't added in time.

If your son or daughter is applying through their school or college, it will be a member of staff who sends their application.



TIP: In the personal details section of the application, there's the option for your son or daughter to add your name to their application for 'nominated access'. This allows you to contact us – or the universities they have applied to – on their behalf. Just make sure you have their Personal ID handy and can answer basic security questions when you call.

Universities and UCAS are not able to talk to you about the specifics of your son or daughter's application unless you have nominated access.



EXPLORE
DREAM
DISCOVER

STUDY WITH
A TOP FIVE
MODERN UK
UNIVERSITY*

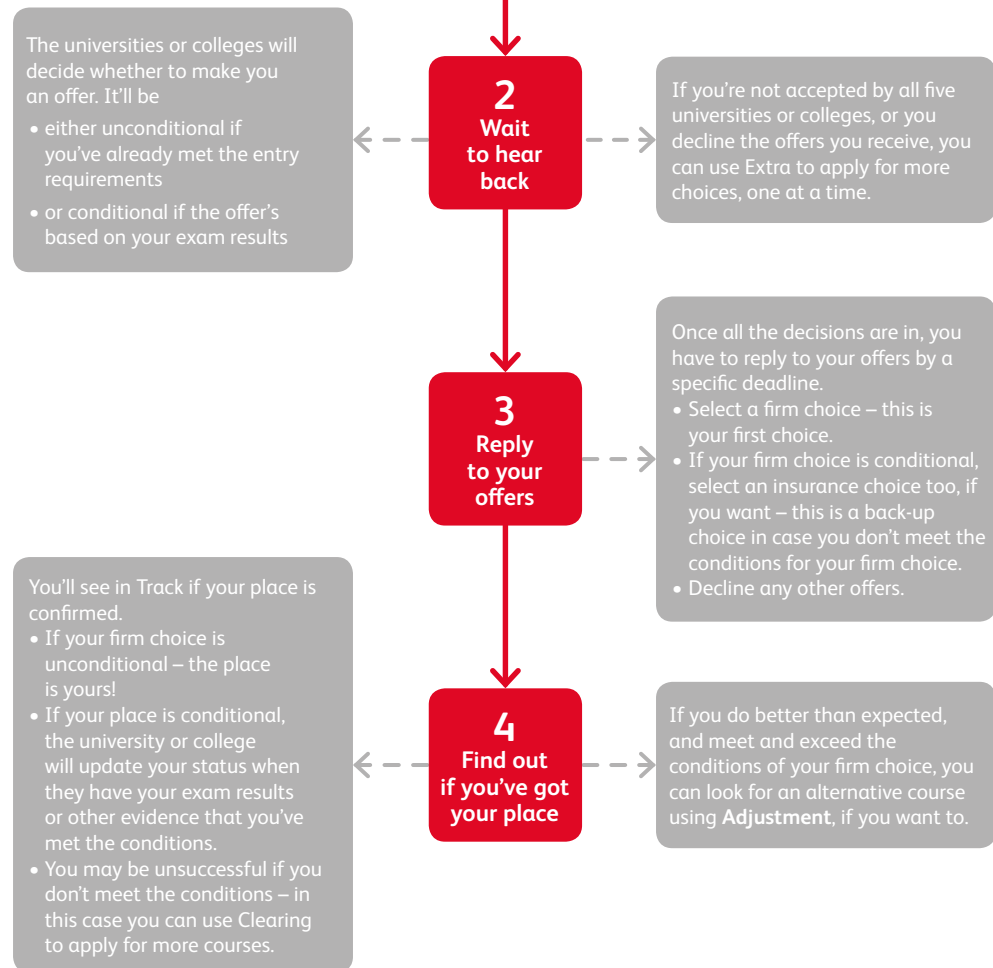
DISCOVER
WITH
PLYMOUTH
UNIVERSITY

www.plymouth.ac.uk/apply

   /PlymUniApply

*2015 Times Higher Education 100 under 50

Journey of an application



What happens once we get their application?

1. We check everything is OK and that the personal statement has not been copied. This can take up to 48 hours.
2. We send your son or daughter a welcome email when our checks are complete. This explains how to use Track to check the progress of their application, and contains their Personal ID, which they'll need to sign in. There's a handy video about using Track at www.ucas.com/trackyourapplication.
3. At the same time, the application is sent to their chosen universities and colleges. Universities won't know where else they've applied.
4. As soon as universities let us know about an interview, audition, test, or decision, we'll email your son or daughter so they know to check Track.

Types of decisions a university can make

Receiving a conditional or unconditional offer is good news, but it's important to know the difference and commitment they're making if they accept one.

- **A conditional offer** means your son or daughter needs to meet some conditions – usually exam results – before they secure the place. If they accept a conditional offer as their firm choice, they are committed to taking up the place.

- **An unconditional offer** means the place is theirs if they want it. They still might have to meet non-academic conditions, such as a health check. If they accept an unconditional offer as their firm choice (see page 18), they are committed to taking up the place, regardless of what grades they get.
- **An unsuccessful application** means the university has decided not to offer your son or daughter a place.
- **A withdrawn application** means the choice has been withdrawn either by your son or daughter, or by the university. If the university has done this, they'll let your son or daughter know why.

Once they've had decisions from all their choices, you son or daughter can reply to them.

Replying to offers

When your son or daughter has received decisions from all their choices, they'll need to reply to any offers they have. They'll need to be absolutely sure they're accepting the right offer, for the right reason.

The UCAS application process complies with consumer law and the Competition and Markets Authority's advice. This means that after they've sent their application to us, your son or daughter has 14 days in which to cancel their application and receive a full refund, should they wish to do so.

When your son or daughter has replied to their offers, they also have 14 days in which they can change their replies, but can only do so once.

Before they reply, they will need to:

- **understand the conditions of their offer** – if they're not sure, they should contact the university
- **visit the university or college** – if they haven't already done so, it's good to check if it's somewhere they'll be happy
- **discuss any individual needs with the university** – for example, if they have a disability – so everything is in place when they start the course
- **check the tuition fees** – it's important to know what they are before accepting the offer
- **compare their offers** to decide which they want to accept and which they don't

What replies can they make?

Your son or daughter can accept an offer as their **firm** or **insurance** choice.

Firm choice

- For a conditional offer, they will be guaranteed a place on the course if they meet the conditions.
- For an unconditional offer, the place is theirs.
- In either case, they are committed to that course at that university.

Insurance choice

This has the same level of commitment as a firm choice, but only comes into play if your son or daughter doesn't meet the conditions of their firm choice – it's like a second chance to get a place. It makes sense for the insurance choice to have less demanding conditions than the firm choice.

You can find more information and a video about replying to offers at www.ucas.com/replies.

Extra opens

Despite all the careful research choosing the right course(s), sometimes it doesn't work out as expected. Competition can be tough, meaning even the best students don't always get the offers they'd hoped for. Alternatively, they might receive offers for courses they're no longer interested in. So what can they do instead?

Extra is an opportunity for your son or daughter to look for another course without waiting for Clearing (see page 23). In order to use Extra, they must first be eligible:

- All five choices must have been used.
- They must either have no offers, or have declined any offers they received.

Extra opens on 25 February 2017 and ends on 4 July 2017.

For more details, go to www.ucas.com/extra.



Preparing for results

Exams over, your son or daughter is in for an impatient wait until results day. Use that time to devise a plan B, just in case things don't work out as hoped...

Setting early expectations

Try to gauge how things have gone. While they can't anticipate everything, they should have a rough idea based on how their exams and assignments went. This can be helpful to determine whether it's a back-up plan or an alternative that's needed.

Near miss on their grades

Think positively! Even in the event they don't achieve the grades they were expecting or needing, their firm choice university may still accept them.

An alternative uni course

If they do miss out on their place, UCAS' Clearing service (see page 23) offers the chance to apply for alternative courses. Start preparing now by encouraging them to revisit the original courses they considered – a good way to get a ready-made shortlist of universities and courses.

A year out

They may wish to reapply next year for slightly different courses or to other universities. Now is a good time to start thinking about what a productive gap year could look like, to make sure they get the most out of it.

Retakes

Depending on their results, they might decide to resit a subject before reapplying. This means more exams next summer, finding somewhere to sit them, and probably some extra tuition.

Re-marks and appeals

If your son or daughter is unhappy with an exam result and feel it's been unfairly marked, talk to their school or college about appealing the grade (you won't be able to enquire directly with the examining board yourself).

They will also be able to advise you based on the knowledge of all outcomes for that exam across your son or daughter's year group.

Head to www.which.co.uk/appeals for step-by-step advice on the grade appeals process.

Better than expected

If your child has high hopes for results day, there's the option to 'trade up' their place through UCAS' Adjustment process (see page 23) to gain an offer on a course with higher entry requirements. Use the time now to research potential courses.

An alternative path

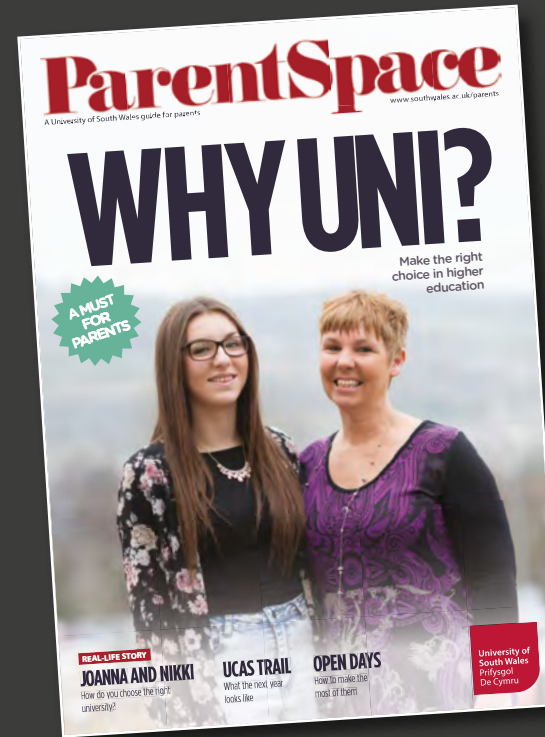
Studying abroad might be a viable alternative – there may even be vacancies available on English-speaking courses at certain European unis. What about a different qualification entirely, or entering the world of work?

It's strongly recommended that your child is in the country for results day, so avoid booking any holidays around that week. This way, should they need to speak to someone about their results or options on the day, they can do so. You might want to be around too...

Which? University has more tips and advice to help you get set for results day. Head to www.which.co.uk/resultsday.

University of
South Wales
Prifysgol
De Cymru

Is your child applying to university? ParentSpace can help you.



ParentSpace is designed to help you survive the university application process.


We have tips on how to get the most out of Open Days and how to balance the cost of university.

We even have interviews with parents and a jargon buster to help you keep up with higher education terminology.

To sign up for your FREE copy, visit www.southwales.ac.uk/parents or call our Parents' Hotline on 03455 760 996.

Getting exam results


- We receive exam results, match them to individuals, and make them available to universities and colleges.
- Universities then check the offer details and confirm the conditions have been met.
- If the university has confirmed their place, this will be shown clearly in Track.

 **TIP:** There is restricted access to Track while we process results. Details of its availability will be shown on our website.

Getting their results


We don't communicate results to applicants – they come from the exam board, either via their school, by post, or online.

We send some results on to universities or colleges, but not all of them. Check if your son or daughter needs to send any of their results to their firm and insurance choices. If they do, they'll need to do this as soon as the results are available. You can check which results we receive at www.ucas.com/sending-exam-results.

 **TIP:** Try to be there when they get their exam results, so you can share in their excitement, or support them if things don't go as planned.

What if there's really good news?

When their results are announced, your son or daughter could achieve much higher grades than the conditions of their offer. If this happens, see page 23 for details of our Adjustment service.

 **TIP:** Make sure your son or daughter's contact details are up-to-date in Track, including their address, email, and mobile phone number.

What if they don't get the grades they were expecting?

- The university might still accept them, but there's no guarantee.
- They might offer your son or daughter a place on another course, or for a different year of entry.
- Your son or daughter could:
 - look for another course using Clearing (see page 23)
 - retake some exams and reapply next year
 - do an apprenticeship or traineeship – find out more at www.ucas.com/alternatives
 - take a gap year
 - earn and learn with a job


Clearing and Adjustment

Clearing and Adjustment are both options to use when exam results aren't as expected, but are used under different circumstances.

Clearing is a chance for students to look for a place if they don't have one after they get their exam results. It's also the final chance for universities to fill any places they still have available.

To look for a Clearing place, your son or daughter must be eligible. This means that either:

- they have no offers
- their firm and insurance choices have made them unsuccessful
- they applied after 30 June 2017 (see page 3)

 **TIP:** If your son or daughter only paid for one choice, they will need to pay an additional £11 to apply for a course in Clearing. They can do this in Track.

Clearing officially starts on 5 July 2017. However, students must have all their exam results to be able to use it, so the majority of eligible students will use Clearing in August. To find out more, go to www.ucas.com/clearing.

Adjustment

If your son or daughter's results are better than expected, they might exceed the conditions of their firm choice. In this situation, they may wish to look at Adjustment to find an alternative course.

Adjustment is available between 18 and 31 August 2017, but applicants only have five days to use it, from the moment their firm choice confirms their place, or from 18 August, whichever is later.

If they don't find an alternative course they like, they will keep the place they gained on results day. For more information, go to www.ucas.com/adjustment.



Preparing for university

The hard work is done and they're nearly on their way to university! Now there's the small matter of packing, plus some final planning before they wave goodbye for a few years.

Budgets and bank accounts

By now, you and your son or daughter should have a good idea of their budget per term. Give them some tips for cutting their living costs, and the tools to stay within their budget – a simple weekly expenditure spreadsheet could work wonders!

Opening a student bank account before they head off is also a good idea, so they can take their time comparing what's on offer.

Banks are keen to entice students with freebies, but look beyond student railcard or voucher incentives. Often it's features such as the level of interest-free overdraft that may prove more essential in the long-run. When you're comparing 0% overdraft facilities on offer, check whether the headline amount is guaranteed, or just 'up to', and if there are any other restrictions.

Encourage your child to see an overdraft as a helpful buffer rather than extra cash, and to always stick within their authorised limit to avoid hefty charges.

For a comparison of student bank accounts, great value gadgets, and more advice on how to prepare them for uni, head to www.which.co.uk/preparingforuni.

Student bills

- **Council tax** – if everyone living in your son or daughter's household is a full-time student, they won't have to pay Council tax.

If someone in their household isn't a full-time student, they'll get a Council tax bill, but will qualify for a discount.

- **Utility bills** – if your child is moving into private accommodation, utility bills may not be included, so make sure they're aware of gas, electricity, and water bills.
- **Internet** – many universities offer a free wireless connection in halls, so be sure to ask.
- **TV licence** – students need a TV licence if they watch or record television programmes as they're being shown on TV, on any device. Halls of residence usually have a licence covering communal areas. You don't need one to use a catch-up or streaming service such as Amazon Prime, BBC iPlayer, or Netflix.
- **Insurance** – check the small print of your contents insurance. If their personal belongings aren't covered when away from home, it may be worth getting them a separate policy.

Teach them some independence

Spare your child some domestic disasters (and yourself some frantic messages or phone calls) by teaching them some simple recipes, how to do laundry without turning everything pink, and handy extras like how to sew a button back on.

Prepare yourself too

It's not all about them! This is a big change for you as well. Talk to other parents whose homes are also a bit quieter since their kids left for university.

Think about what you'd like to do with your extra time – perhaps take up a hobby you've been putting off or spend more time with friends and other family members.

Must-have items:

- **Clothes** – don't pack everything; enough for that term will do.
- **Bedding** – duvet, sheets, pillows, and towels.
- **From the bathroom cabinet** – toiletries, glasses, contact lenses, medication, and a small first aid kit.
- **Laundry** – washing products, laundry bag, and drying rack.
- **Electronics** – laptop, tablet, printer, extension leads, and chargers.
- **Kitchen** – cutlery, crockery, glasses, pots, pans, plus basic gadgets such as a kettle and toaster, if these won't be provided (check with their accommodation first!)
- **Admin** – passport, driving licence, NHS medical card, National Insurance number, and all important correspondences with their university.
- **Food basics** – coffee, tea bags, cereal, cooking oil, tins, and condiments.

Things to leave behind:

- **TV and games console** – encourage them to get out and meet people, rather than barricading themselves indoors.
- **Stationery and books** – apart from the books they'll need for the very start of term, they can buy the majority once they arrive.
- **Posters and décor** – aside from some special extras to help remind them of home, they can personalise their room once they're settled in.



Useful resources to help you

There are a number of ways you and your son or daughter can get help from us online – go to www.ucas.com/connect to find video guides, social media links, and blogs from other parents going through the same experiences as you.



www.twitter.com/ucas_online



www.facebook.com/ucasonline



www.youtube.com/ucasonline



plus.google.com/+ucasonlineofficial/posts

You can call us on **0371 468 0 468**, Monday to Friday, 08:30 – 18:00 (UK time).

Check out our video wall at www.ucas.com/connect/videos for handy 'how-to' videos, a series of 90 second parent guides, and much, much more.



You may find these other websites useful:

- **Careers advice:**

National Careers Service for England
nationalcareersservice.direct.gov.uk

Careers Service Northern Ireland
www.nidirect.gov.uk/careers

Skills Development Scotland
www.myworldofwork.co.uk

Careers Wales
www.careerswales.com

Conservatoires UK
www.conservatoiresuk.ac.uk

Get into teaching
www.education.gov.uk/get-into-teaching

- **Students with disabilities:**

Disability Rights UK
www.disabilityrightsuk.org

Disabled Students' Allowances
www.gov.uk/disabled-students-allowances-dsas

- **Gap years:**

gap-year.com
www.gap-year.com

The Year Out Group
www.yearoutgroup.org

- **General higher education advice:**

Unistats
unistats.direct.gov.uk

National Union of Students
www.nus.org.uk

Which? University
university.which.co.uk

- **Student finance and funding:**

See page 6 for details of the different funding organisations.



TIP: If your son or daughter currently lives outside the UK, you might find our 'International undergraduate guide for parents' a useful read. You can download the guide at www.ucas.com/internationalguides.

Be in the know.

Download the
UCAS app.



My notes...

