

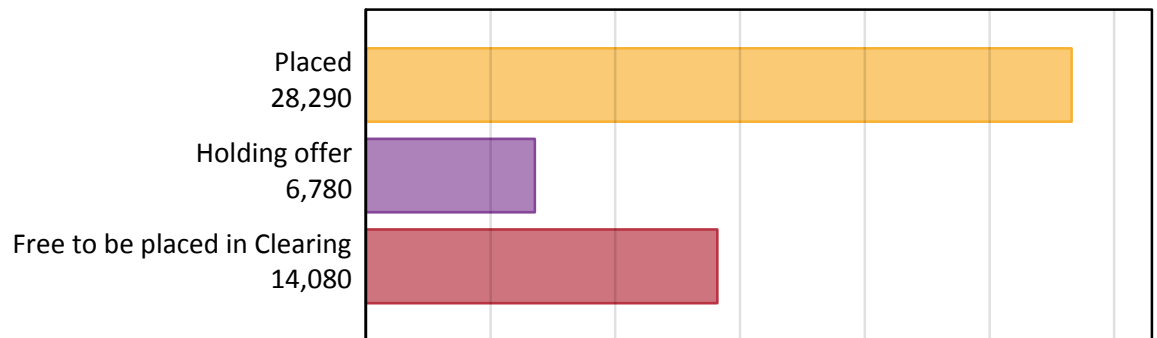
Analysis at 00:05 on Tuesday 9 August 2016 (SQA results day)

A.1 Applicants by type and status from Scotland, 2016 cycle

Applicants at SQA results day

Applicant type	Status	2016
Main scheme	Placed (Clearing)	80
	Placed (Adjustment)	0
	Placed (Firm)	26,650
	Placed (Insurance)	950
	Placed (Other)	570
	Holding offer	6,780
	Free to be placed in Clearing	14,080
Direct to Clearing	Placed (Direct to Clearing)	50
	Other (Direct to Clearing)	340
All applicants	Placed	28,290

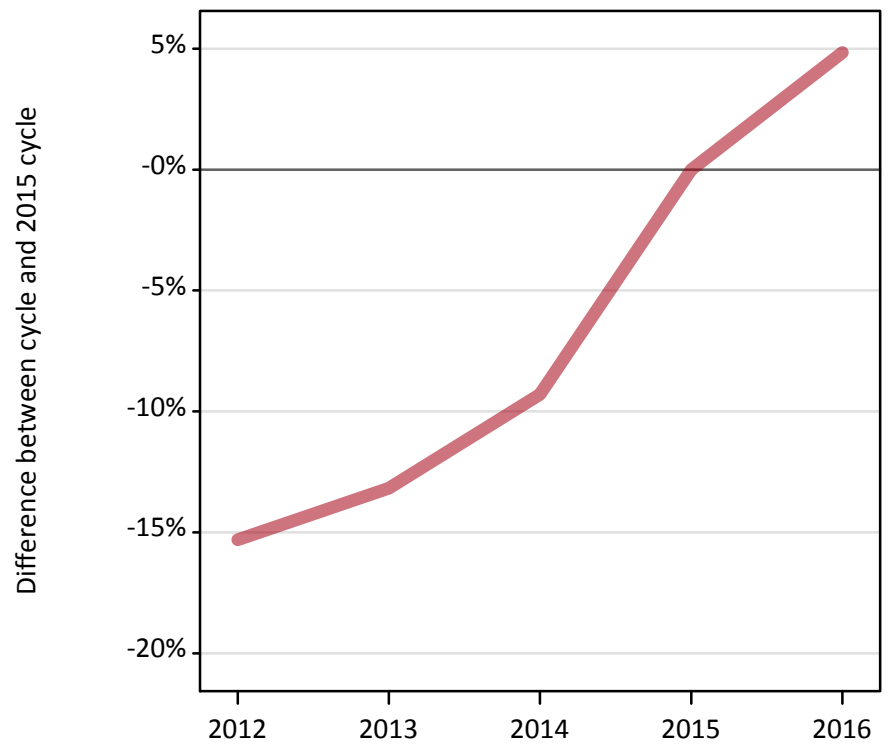
A.2 Summary of applicants who are placed, holding offers or free to be placed in Clearing, from Scotland



A.3 All placed applicants from Scotland: SQA results day

All placed applicants: change relative to 2015 cycle totals

Placed



A.4 All placed applicants from Scotland: SQA results day

All placed applicants: applicants at SQA results day

Applicant type	Status	2012	2013	2014	2015	2016
All applicants	Placed	22,860	23,430	24,480	26,990	28,290

A.5 All placed applicants from Scotland: SQA results day

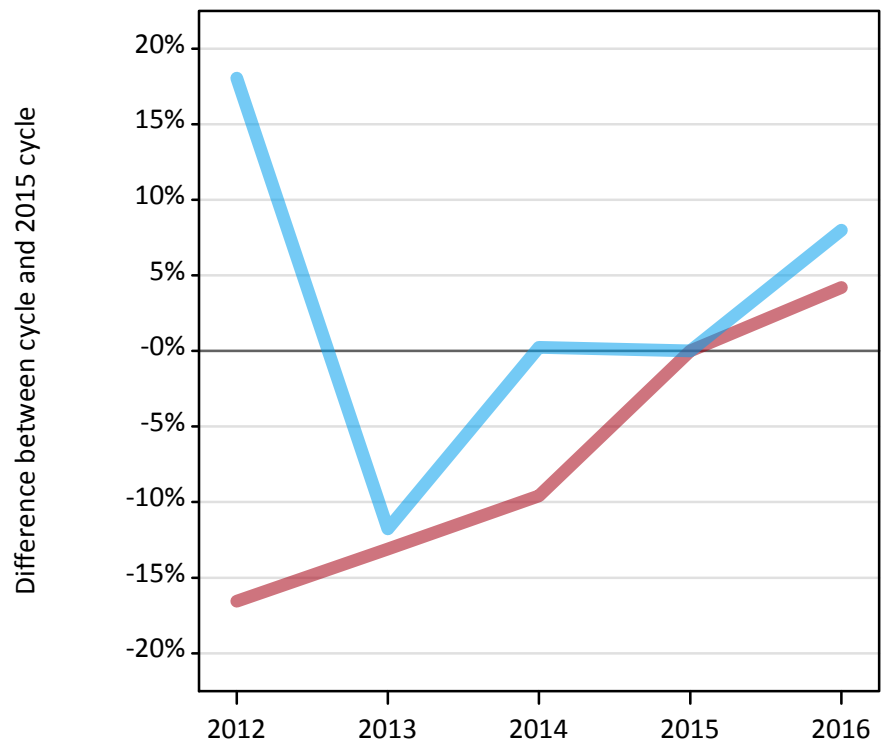
All placed applicants: change relative to 2015 cycle totals

Applicant type	Status	2012	2013	2014	2015	2016
All applicants	Placed	-15%	-13%	-9%	0%	5%

A.6 Placed main scheme applicants from Scotland: SQA results day

Selected placed routes: change relative to 2015 cycle totals

Placed (Firm)
Placed (Insurance)



A.7 Placed main scheme applicants from Scotland: SQA results day

All Main scheme placed routes (excluding Adjustment): applicants at SQA results day

Applicant type	Status	2012	2013	2014	2015	2016
Main scheme	Placed (Clearing)	40	30	40	50	80
	Placed (Firm)	21,340	22,230	23,130	25,580	26,650
	Placed (Insurance)	1,030	770	880	880	950
	Placed (Other)	430	390	420	460	570

A.8 Placed main scheme applicants from Scotland: SQA results day

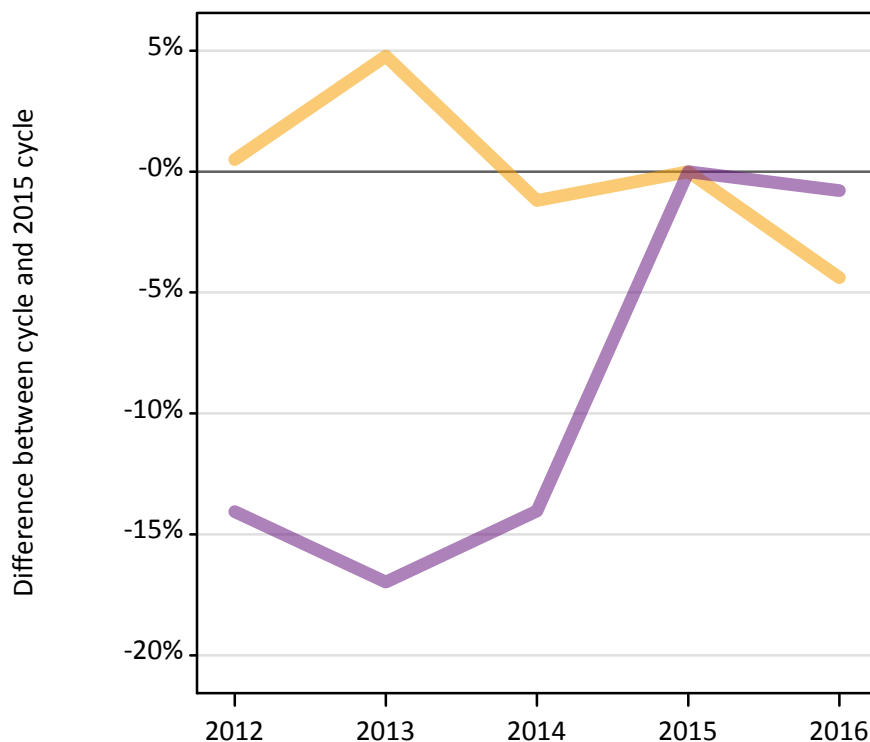
Selected placed routes: change relative to 2015 cycle totals

Applicant type	Status	2012	2013	2014	2015	2016
Main scheme	Placed (Firm)	-17%	-13%	-10%	0%	4%
	Placed (Insurance)	18%	-12%	0%	0%	8%

A.9 Main scheme applicants not currently placed from Scotland: SQA results day

Applicants in unplaced states: change relative to 2015 cycle totals

— Holding offer
— Free to be placed in Clearing



A.10 Main scheme applicants not currently placed from Scotland: SQA results day

Applicants in unplaced states: applicants at SQA results day

Applicant type	Status	2012	2013	2014	2015	2016
Main scheme	Holding offer	7,120	7,430	7,000	7,090	6,780
	Free to be placed in Clearing	12,200	11,790	12,200	14,190	14,080

A.11 Main scheme applicants not currently placed from Scotland: SQA results day

Applicants in unplaced states: change relative to 2015 cycle totals

Applicant type	Status	2012	2013	2014	2015	2016
Main scheme	Holding offer	0%	5%	-1%	0%	-4%
	Free to be placed in Clearing	-14%	-17%	-14%	0%	-1%