

WELSH REGIONAL ANALYSIS

A deep dive into **higher education**
progression across the **Welsh**
parliamentary regions



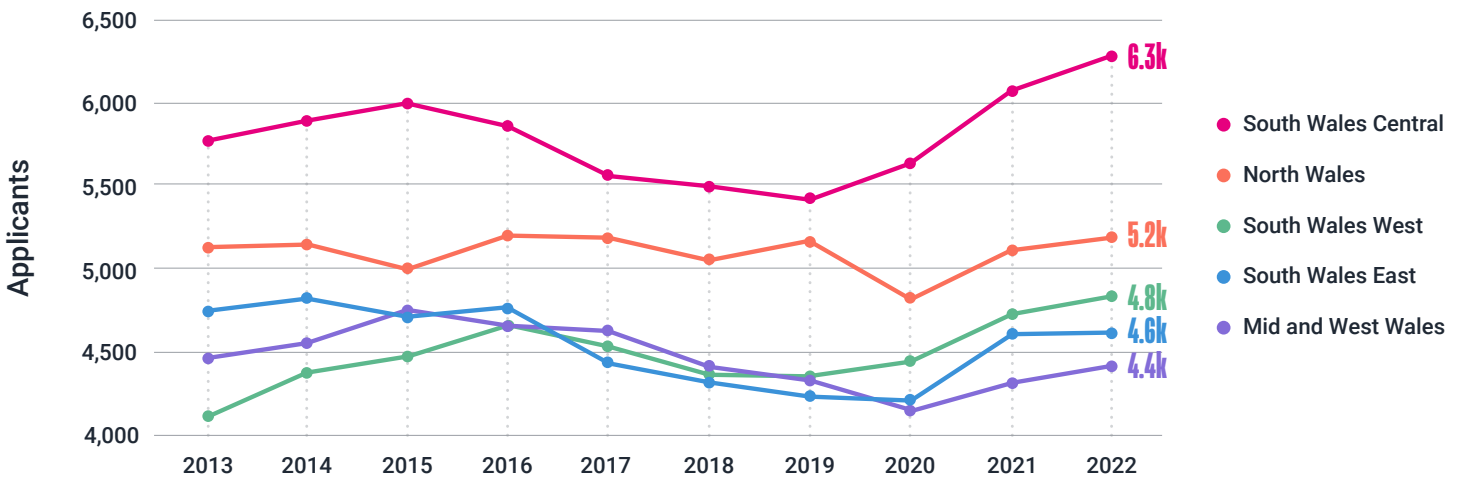
UCAS



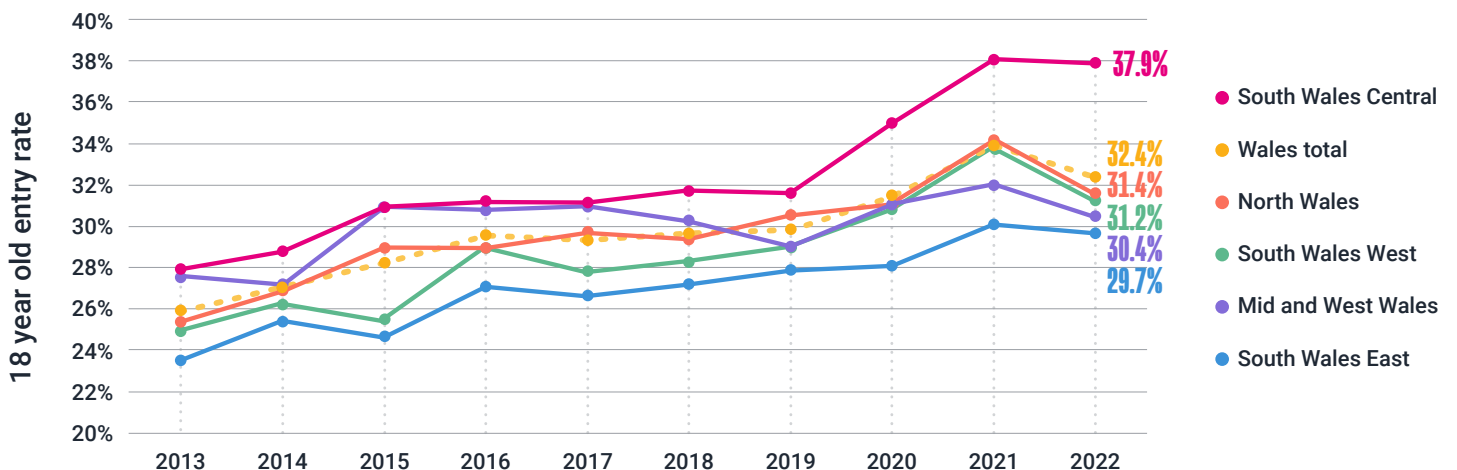
North Wales	Bangor University
	Wrexham Glyndwr University
	Grwp Llandrillo Menai
Mid and West Wales	Aberystwyth University
	University of Wales Trinity Saint David
	Coleg Sir Gar
South Wales Central	Cardiff University
	Cardiff Metropolitan University
	University of South Wales
	Cardiff and Vale College
	Royal Welsh College of Music and Drama
South Wales West	Swansea University
	NPTC Group
	Bridgend College
	Gower College Swansea

NB there are no universities or colleges whose main location is in South Wales East

APPLICANT NUMBERS VARY BY WELSH REGION



THE ENTRY RATE FOR SOUTH WALES CENTRAL IS 5.5 PPTS ABOVE THE WELSH AVERAGE FOR 18 YEAR OLDS



THE AGE PROFILE OF APPLICANTS FROM NORTH WALES, MID AND WEST WALES AND SOUTH WALES WEST IS OLDER



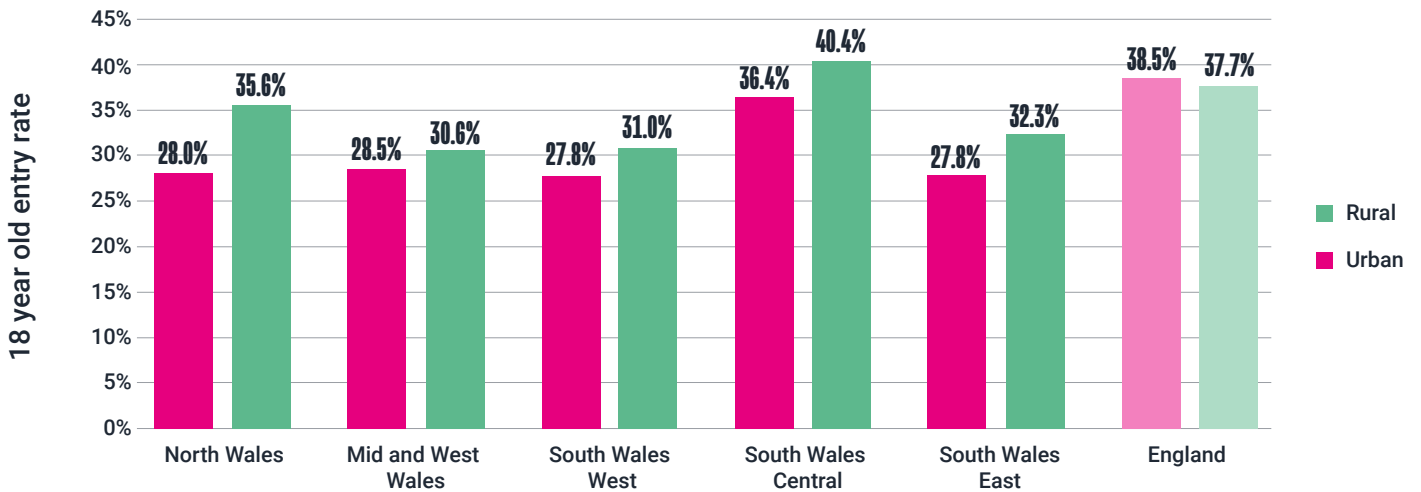
AGE PROFILES CORRESPOND TO CHOICE PATTERNS



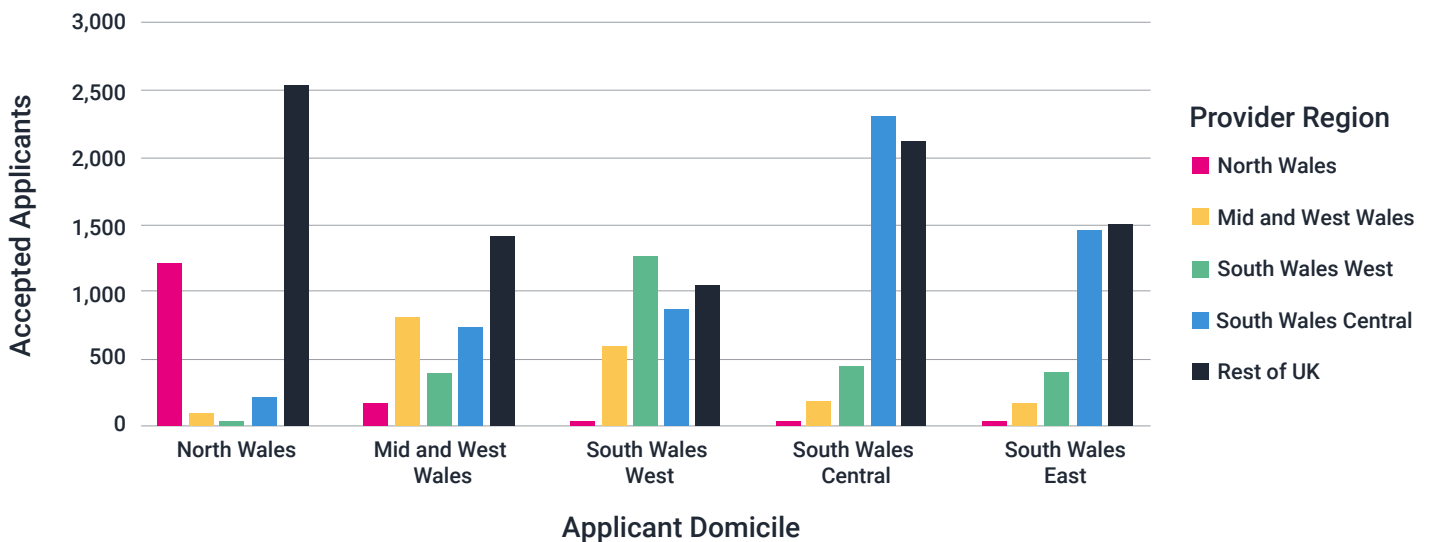
7 IN 10 APPLICANTS FROM MID AND WEST WALES ARE FROM A RURAL BACKGROUND



THE ENTRY RATE IS HIGHER FOR THOSE FROM RURAL BACKGROUNDS



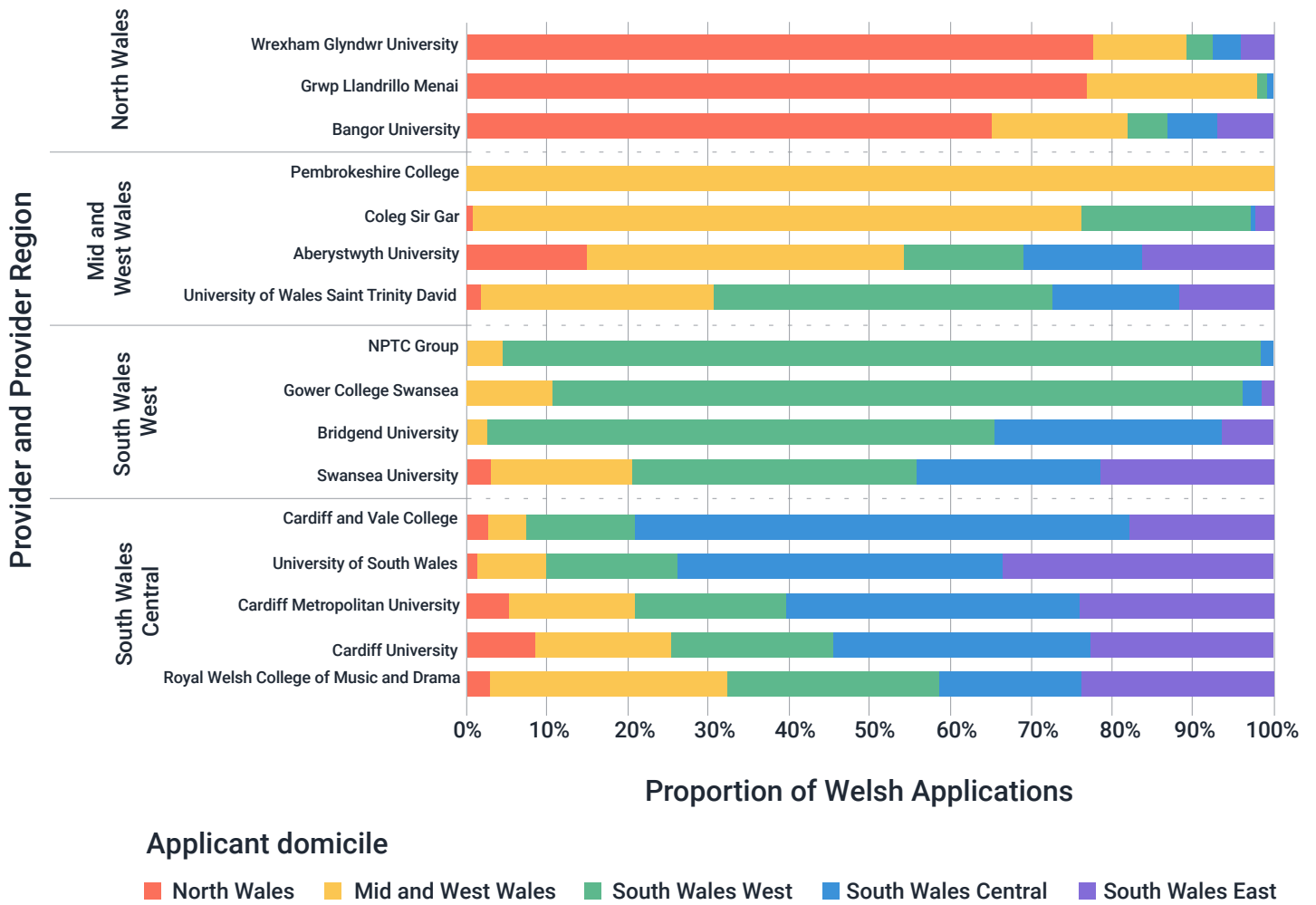
MANY CHOOSE TO STUDY IN THE REST OF THE UK, BUT OTHERS REMAIN IN THEIR HOME REGION



SOUTH WALES CENTRAL SEES MOST APPLICANTS FROM BOTH WIMD Q1 AND Q5



SMALLER PROVIDERS RECRUIT MORE LOCALLY



INTEREST IN APPRENTICESHIPS IS HIGHEST IN SOUTH WALES EAST



NORTH WALES ATTRACTS HIGHEST LEVELS OF EU STUDENTS

		NORTH WALES	MID AND WEST WALES	SOUTH WALES WEST	SOUTH WALES CENTRAL
PLACED APPLICANTS	1	Germany	United States of America	China	China
	2	Ireland	Malaysia	India	India
	3	United States of America	Norway	Canada	Malaysia

WELSH APPLICANTS HAVE DIFFERING SUBJECT INTERESTS

	NORTH WALES	MID AND WEST WALES	SOUTH WALES WEST	SOUTH WALES CENTRAL	SOUTH WALES EAST
MOST POPULAR SUBJECTS	nursing and midwifery	nursing and midwifery	nursing and midwifery	business and management	nursing and midwifery
	business and management	business and management	business and management	nursing and midwifery	business and management
	psychology	creative arts and design	education and teaching	medicine and dentistry	psychology
	creative arts and design	sociology, social policy and anthropology	medicine and dentistry	psychology	sociology, social policy and anthropology
	law	education and teaching	sociology, social policy and anthropology	creative arts and design	law
BIGGEST DIFFERENCE COMPARED TO THE REST OF THE UK	Celtic studies	Celtic studies	Celtic studies	Celtic studies	Celtic studies
	agriculture, food and related studies	agriculture, food and related studies	education and teaching	education and teaching	education and teaching
	education and teaching	veterinary sciences	health and social care	medicine and dentistry	nursing and midwifery
	veterinary sciences	education and teaching	medicine and dentistry	pharmacology, toxicology and pharmacy	sport and exercise sciences
	physics and astronomy	sport and exercise sciences	veterinary sciences	biosciences	sociology, social policy and anthropology

INTAKE TO WELSH PROVIDERS VARIES BY REGION

		England									Northern Ireland	Scotland	Wales					Overseas
		North East	North West	Yorkshire and The Humber	East Midlands	West Midlands	East of England	London	South East	South West			North	Mid and West	South West	South Central	South East	
Placed Applicants	North Wales providers	1%	13%	3%	4%	8%	4%	2%	6%	3%	1%	<1%	39%	6%	1%	1%	1%	5%
	Mid and West Wales providers	<1%	5%	2%	4%	12%	4%	3%	7%	5%	1%	<1%	3%	23%	17%	5%	5%	6%
	South Wales West providers	<1%	2%	1%	2%	6%	4%	6%	13%	11%	1%	<1%	1%	7%	23%	8%	7%	9%
	South Wales Central providers	<1%	2%	1%	2%	6%	3%	4%	12%	18%	1%	<1%	2%	5%	6%	17%	11%	10%

DESTINATIONS OF WELSH STUDENTS ARE LESS VARIED

		England providers									Northern Ireland providers	Scotland providers	Wales providers			
		North East	North West	Yorkshire and The Humber	East Midlands	West Midlands	East of England	London	South East	South West			North	Mid and West	South West	South Central
Placed Applicants	North Wales	2%	37%	6%	3%	3%	1%	3%	3%	3%	<1%	1%	29%	2%	1%	5%
	Mid and West Wales	1%	8%	2%	3%	5%	1%	3%	4%	12%	<1%	1%	5%	23%	11%	21%
	South Wales Central	1%	4%	2%	3%	5%	1%	5%	6%	14%	<1%	1%	1%	4%	9%	45%
	South Wales East	1%	5%	1%	2%	5%	1%	3%	6%	18%	<1%	1%	1%	5%	11%	41%
	South Wales West	1%	3%	1%	1%	2%	1%	3%	4%	11%	<1%	<1%	1%	16%	33%	23%

UCAS

For more information or to discuss further
please contact policy@ucas.ac.uk