

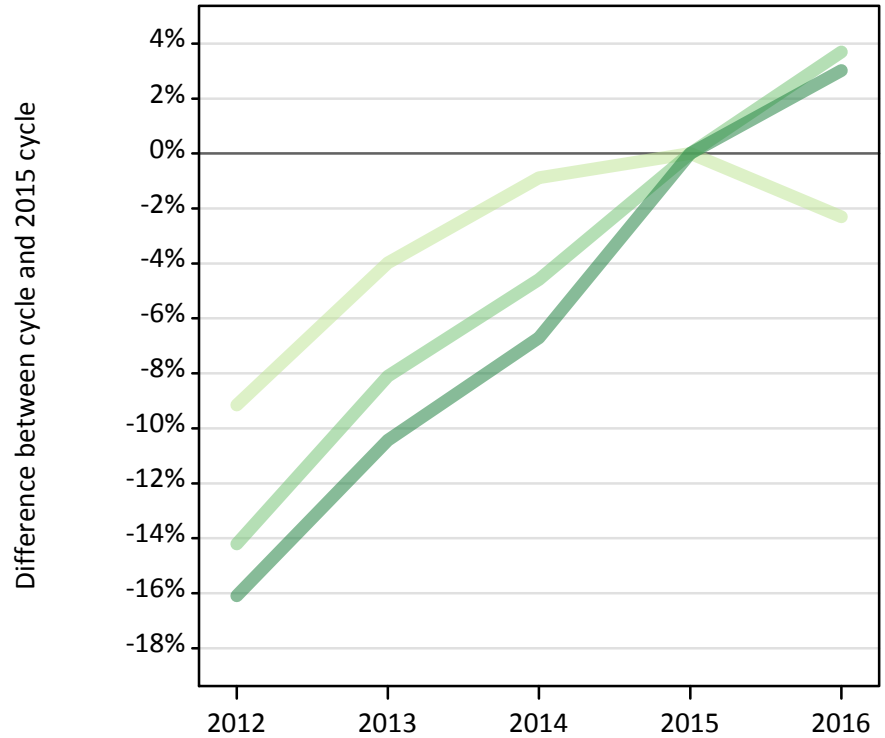
# Daily Clearing Analysis: Tariff

Analysis at 00:05 on Tuesday 30 August 2016 (12 days after A level results day)

## T.1 Placed applicants from all domiciles by tariff group: 12 days after A level results day

Placed applicants: change relative to 2015 cycle totals

- Lower tariff
- Medium tariff
- Higher tariff



## T.2 Placed applicants from all domiciles by tariff group: 12 days after A level results day

Applicant Status	Tariff group	2012	2013	2014	2015	2016
Placed	Lower tariff	170,780	180,510	186,340	188,000	183,670
	Medium tariff	133,590	143,100	148,580	155,710	161,470
	Higher tariff	120,510	128,650	134,000	143,620	147,960

## T.3 Placed applicants from all domiciles by tariff group: 12 days after A level results day

Placed applicants: change relative to 2015 cycle totals

Applicant Status	Tariff group	2012	2013	2014	2015	2016
Placed	Lower tariff	-9%	-4%	-1%	0%	-2%
	Medium tariff	-14%	-8%	-5%	0%	4%
	Higher tariff	-16%	-10%	-7%	0%	3%

## T.4 Placed applicants from all domiciles by tariff group: 12 days after A level results day

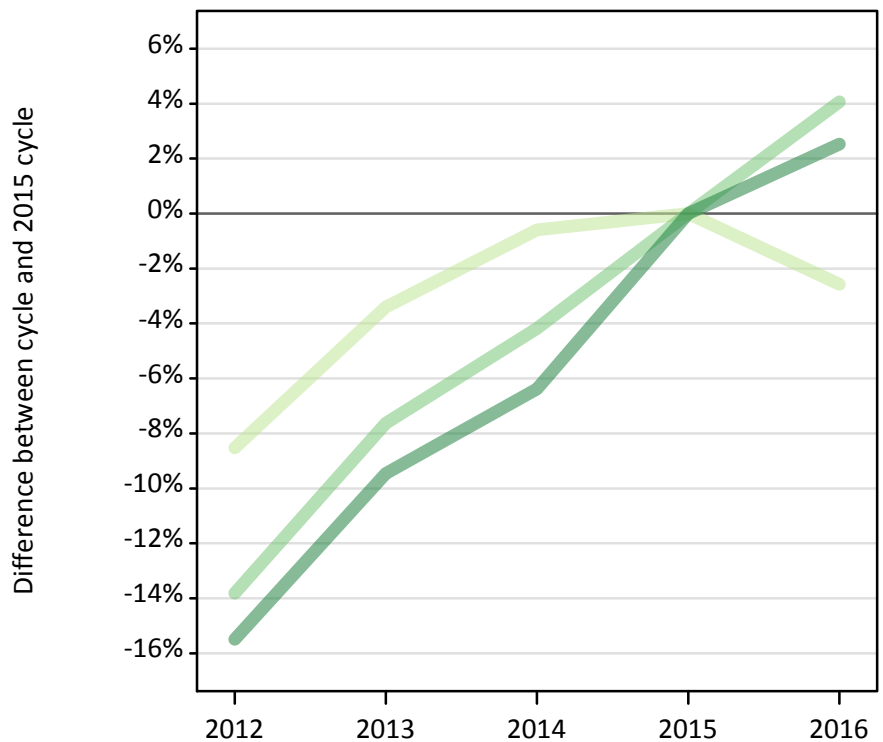
Placed applicants: absolute change relative to 2015 cycle totals

Applicant Status	Tariff group	2012	2013	2014	2015	2016
Placed	Lower tariff	-17,210	-7,490	-1,660	0	-4,330
	Medium tariff	-22,120	-12,610	-7,130	0	5,760
	Higher tariff	-23,110	-14,980	-9,630	0	4,340

### T.5 Placed applicants from the UK by tariff group: 12 days after A level results day

Placed applicants: change relative to 2015 cycle totals

■ Lower tariff  
■ Medium tariff  
■ Higher tariff



### T.6 Placed applicants from the UK by tariff group: 12 days after A level results day

Applicant Status	Tariff group	2012	2013	2014	2015	2016
Placed	Lower tariff	160,840	169,860	174,790	175,840	171,310
	Medium tariff	118,490	126,990	131,720	137,470	143,060
	Higher tariff	95,100	101,900	105,350	112,540	115,390

### T.7 Placed applicants from the UK by tariff group: 12 days after A level results day

Placed applicants: change relative to 2015 cycle totals

Applicant Status	Tariff group	2012	2013	2014	2015	2016
Placed	Lower tariff	-9%	-3%	-1%	0%	-3%
	Medium tariff	-14%	-8%	-4%	0%	4%
	Higher tariff	-15%	-9%	-6%	0%	3%

### T.8 Placed applicants from the UK by tariff group: 12 days after A level results day

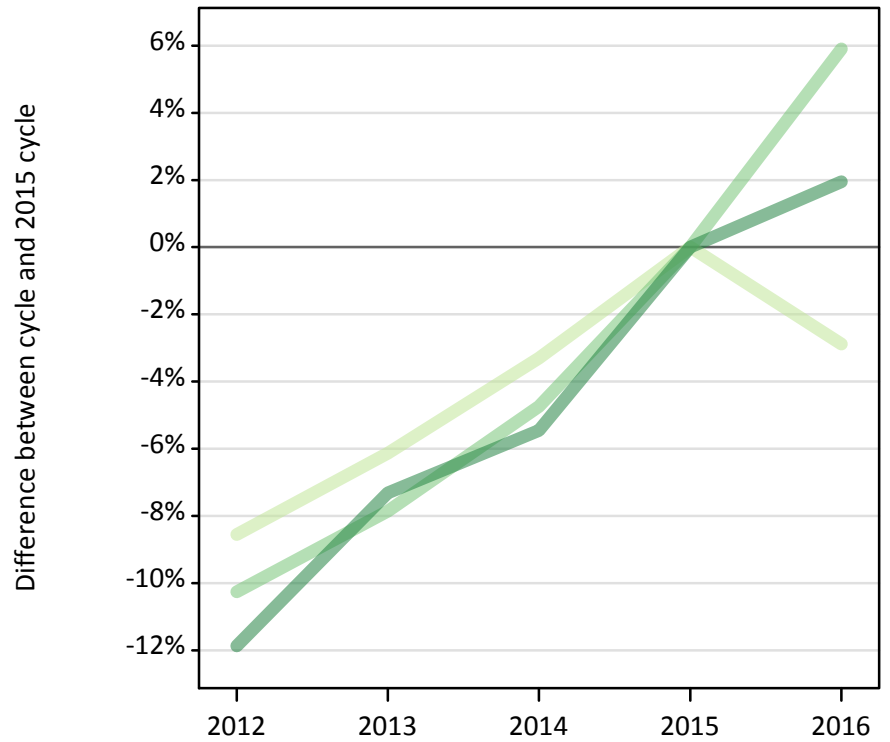
Placed applicants: absolute change relative to 2015 cycle totals

Applicant Status	Tariff group	2012	2013	2014	2015	2016
Placed	Lower tariff	-15,000	-5,980	-1,050	0	-4,540
	Medium tariff	-18,980	-10,490	-5,750	0	5,590
	Higher tariff	-17,440	-10,640	-7,190	0	2,850

### T.9 Placed 18 year old applicants from the UK by tariff group: 12 days after A level results day

Placed 18 year old applicants: change relative to 2015 cycle totals

■ Lower tariff  
■ Medium tariff  
■ Higher tariff



### T.10 Placed 18 year old applicants from the UK by tariff group: 12 days after A level results day

Applicant Status	Tariff group	2012	2013	2014	2015	2016
Placed	Lower tariff	72,640	74,560	76,810	79,440	77,140
	Medium tariff	67,030	68,820	71,150	74,690	79,100
	Higher tariff	69,400	72,980	74,450	78,740	80,280

### T.11 Placed 18 year old applicants from the UK by tariff group: 12 days after A level results day

Placed 18 year old applicants: change relative to 2015 cycle totals

Applicant Status	Tariff group	2012	2013	2014	2015	2016
Placed	Lower tariff	-9%	-6%	-3%	0%	-3%
	Medium tariff	-10%	-8%	-5%	0%	6%
	Higher tariff	-12%	-7%	-5%	0%	2%

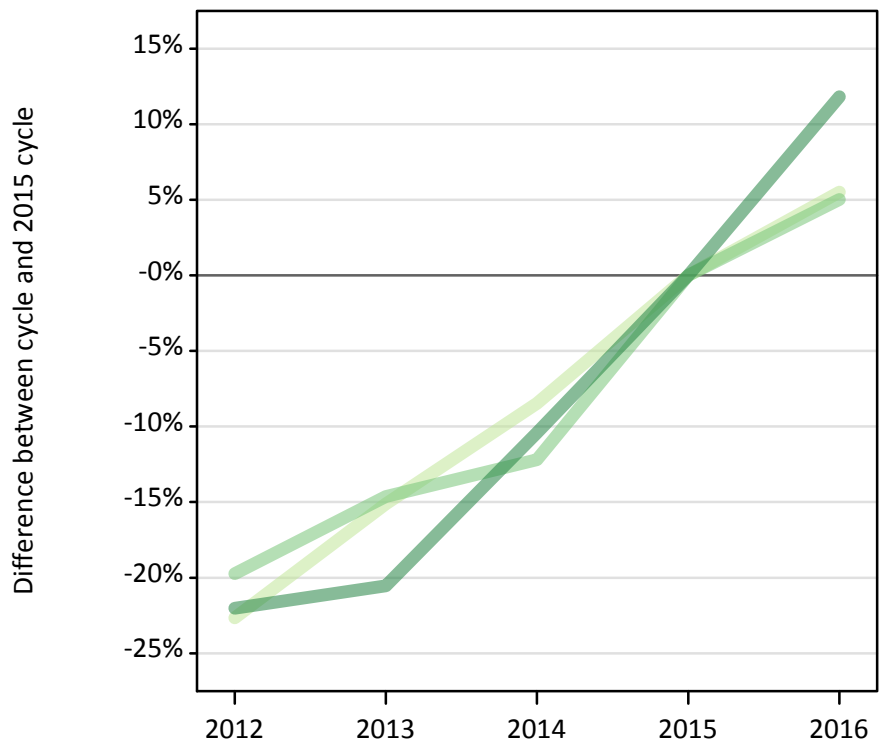
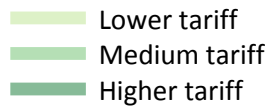
### T.12 Placed 18 year old applicants from the UK by tariff group: 12 days after A level results day

Placed 18 year old applicants: absolute change relative to 2015 cycle totals

Applicant Status	Tariff group	2012	2013	2014	2015	2016
Placed	Lower tariff	-6,790	-4,870	-2,620	0	-2,290
	Medium tariff	-7,660	-5,870	-3,540	0	4,410
	Higher tariff	-9,350	-5,760	-4,300	0	1,530

### T.13 Placed applicants from the EU (excluding the UK) by tariff group: 12 days after A level results day

Placed applicants: change relative to 2015 cycle totals



### T.14 Placed applicants from the EU (excluding the UK) by tariff group: 12 days after A level results day

Applicant Status	Tariff group	2012	2013	2014	2015	2016
Placed	Lower tariff	6,070	6,660	7,190	7,850	8,280
	Medium tariff	6,800	7,230	7,430	8,470	8,890
	Higher tariff	8,570	8,730	9,840	10,990	12,280

### T.15 Placed applicants from the EU (excluding the UK) by tariff group: 12 days after A level results day

Placed applicants: change relative to 2015 cycle totals

Applicant Status	Tariff group	2012	2013	2014	2015	2016
Placed	Lower tariff	-23%	-15%	-8%	0%	6%
	Medium tariff	-20%	-15%	-12%	0%	5%
	Higher tariff	-22%	-21%	-10%	0%	12%

### T.16 Placed applicants from the EU (excluding the UK) by tariff group: 12 days after A level results day

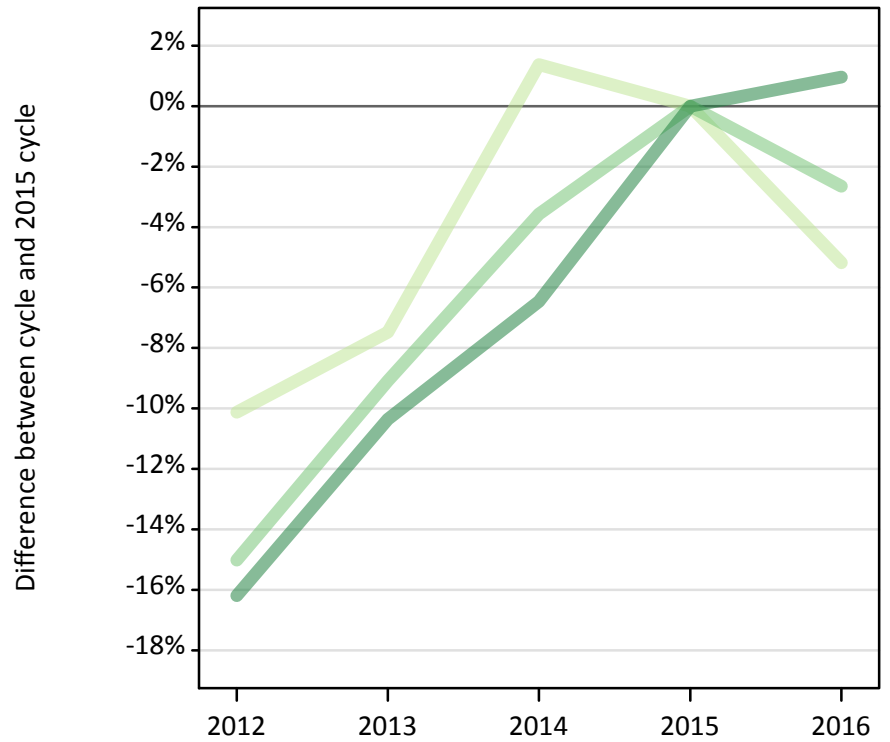
Placed applicants: absolute change relative to 2015 cycle totals

Applicant Status	Tariff group	2012	2013	2014	2015	2016
Placed	Lower tariff	-1,780	-1,190	-670	0	430
	Medium tariff	-1,670	-1,240	-1,030	0	430
	Higher tariff	-2,420	-2,260	-1,140	0	1,300

### T.17 Placed applicants from overseas (not EU) by tariff group: 12 days after A level results day

Placed applicants: change relative to 2015 cycle totals

■ Lower tariff  
■ Medium tariff  
■ Higher tariff



### T.18 Placed applicants from overseas (not EU) by tariff group: 12 days after A level results day

Applicant Status	Tariff group	2012	2013	2014	2015	2016
Placed	Lower tariff	3,870	3,980	4,360	4,310	4,080
	Medium tariff	8,300	8,880	9,420	9,770	9,510
	Higher tariff	16,850	18,020	18,800	20,100	20,290

### T.19 Placed applicants from overseas (not EU) by tariff group: 12 days after A level results day

Placed applicants: change relative to 2015 cycle totals

Applicant Status	Tariff group	2012	2013	2014	2015	2016
Placed	Lower tariff	-10%	-7%	1%	0%	-5%
	Medium tariff	-15%	-9%	-4%	0%	-3%
	Higher tariff	-16%	-10%	-6%	0%	1%

### T.20 Placed applicants from overseas (not EU) by tariff group: 12 days after A level results day

Placed applicants: absolute change relative to 2015 cycle totals

Applicant Status	Tariff group	2012	2013	2014	2015	2016
Placed	Lower tariff	-440	-320	60	0	-220
	Medium tariff	-1,470	-890	-350	0	-260
	Higher tariff	-3,250	-2,080	-1,300	0	190