

Introduction to UCAS predicted grades report

In 2024, UCAS launched the Historical entry grades data, which allows students, along with their teachers and advisers, to see both offer rates and the historic grades held by previous successful applicants on admission to a particular course, in addition to the listed entry requirements published by universities. The tool has now been used over five million times, with 73% of advisers observing a positive impact on students' understanding of their next steps.

In response to requests for more support on predicting grades, UCAS piloted the UCAS Predicted Grades Reports last year. Over 1,100 centres signed up for the reports in the pilot, with feedback from schools and colleges positive regarding their use and value. Following this, UCAS is now making these reports available to all eligible schools and colleges.

We understand that it is difficult to make UCAS predictions, and that predictions exist within the schools and college system for a broad range of purposes. Nevertheless, the longer-term trend has seen the gap between the predicted grades used for university admission and achieved grades widen, meaning that universities are increasingly finding them difficult to interpret. This is especially the case with the highest grades, with around half of UK 18-year-olds predicted AAA and above. That said, the mean predicted grades of UK 18-year-old applicants were broadly similar in 2024 and 2025. We know this is a complex and sensitive issue, with many factors influencing UCAS predictions and the ultimate achieved grades.

These reports are intended to provide more support on this matter to teachers and advisers. The report will provide advisers with the ability to benchmark their UCAS predictions, along with a range of information regarding UCAS predictions.

The report includes 2025 End of Cycle data on 18-year-old applicants domiciled in England, Wales, and Northern Ireland with at least three A levels from their school or college. UCAS' hope is that these reports, combined with the Historical entry grades data, will support advisers in guiding students toward courses and universities that best suit their needs, while also providing efficiencies for staff already managing high workloads.

These reports have been designed following extensive consultation with advisers, schools, universities and colleges, and the wider sector. We would welcome continued feedback regarding their use, and where enhancements can be made.

Support

To support your use of these reports, UCAS has published a range of resources. The content available, including FAQs and video walkthroughs, can be found here: <https://ucas.com/advisers/pred>

For any technical questions regarding the data and its interpretation, please contact adviserhelp@ucas.ac.uk

Confidential analysis for Registered centres 99999 School of Samples

This report contains 2025 end of cycle data on all 18 year old applicants domiciled in England, Wales and Northern Ireland. For sections A to C, only applicants with at least three UCAS predicted and achieved A levels from your registered centre are used. For section D, any applicant with a UCAS predicted A level in the subject group of interest is used.

Only the highest three grades are considered for sections A to C; A level grades are not necessarily matched by subject. For section D, individual subject groups are considered. The predicted grades used in this report are the predicted grades submitted as part of the UCAS application. All percentages are rounded to nearest whole number therefore summing across bands may not add up to 100% or the total boxes in the summary.

This report is a pilot and is subject to change from feedback.

Contents:

Summary

A. Applicants by prediction band (you vs sector)

A.1-3 Proportion of applicants in each prediction band across 3 A levels

B. Your applicants by prediction band

B.1 Proportion across all your applicants for each prediction band

B.2 Proportion of your applicants in each prediction band by year

B.3 Number of your applicants in each prediction band by year

C. Applicants by prediction band across the sector

C.1 Proportion across all applicants for each prediction band across the sector

C.2 Proportion of applicants in each prediction band by year across the sector

C.3 Number of applicants in each prediction band by year across the sector

D. Prediction band per individual UCAS predicted grade by subject

D.1-2 Art And Design

D.3-4 Biology

D.5-6 Business Studies

D.7-8 Chemistry

D.9-10 Computing

D.11-12 Design Technology

D.13-14 Drama

D.15-16 Economics

D.17-18 English

D.19-20 English Language

D.21-22 English Language And Literature

D.23-24 English Literature

D.25-26 Film And Television Studies

D.27-28 French

D.29-30 Further Mathematics

D.31-32 Geography

D.33-34 German

D.35-36 Health And Social Care

D.37-38 History

D.39-40 Irish

D.41-42 Law

D.43-44 Mathematics

D.45-46 Media Studies

D.47-48 Modern European Languages

D.49-50 Music

D.51-52 Performing Studies
D.53-54 Philosophy
D.55-56 Photography
D.57-58 Physics
D.59-60 Politics
D.61-62 Psychology
D.63-64 Religious Studies
D.65-66 Science
D.67-68 Sociology
D.69-70 Spanish
D.71-72 Sport And Physical Education
D.73-74 Welsh

Note: All sector level numbers are rounded to the nearest 5.

Note: To avoid the disclosure of information about any individual not from this centre the following measures are taken:

- Sector percentages are reported as 0% if the numerator is less than 3.
- Sector percentages are reported as 100% if the numerator is less than 3 of the denominator.
- In Section D, sector bars for a particular subject group/UCAS predicted grade combination are suppressed if it contains less than 50 applicants.
- Within a subject group/UCAS predicted grade combination, sector level prediction band categories are suppressed if there are less than 3 applicants in them. The remaining sector level prediction band categories for that subject group/UCAS predicted grade combination are proportionally redrawn to cover the full length of the chart.

Summary

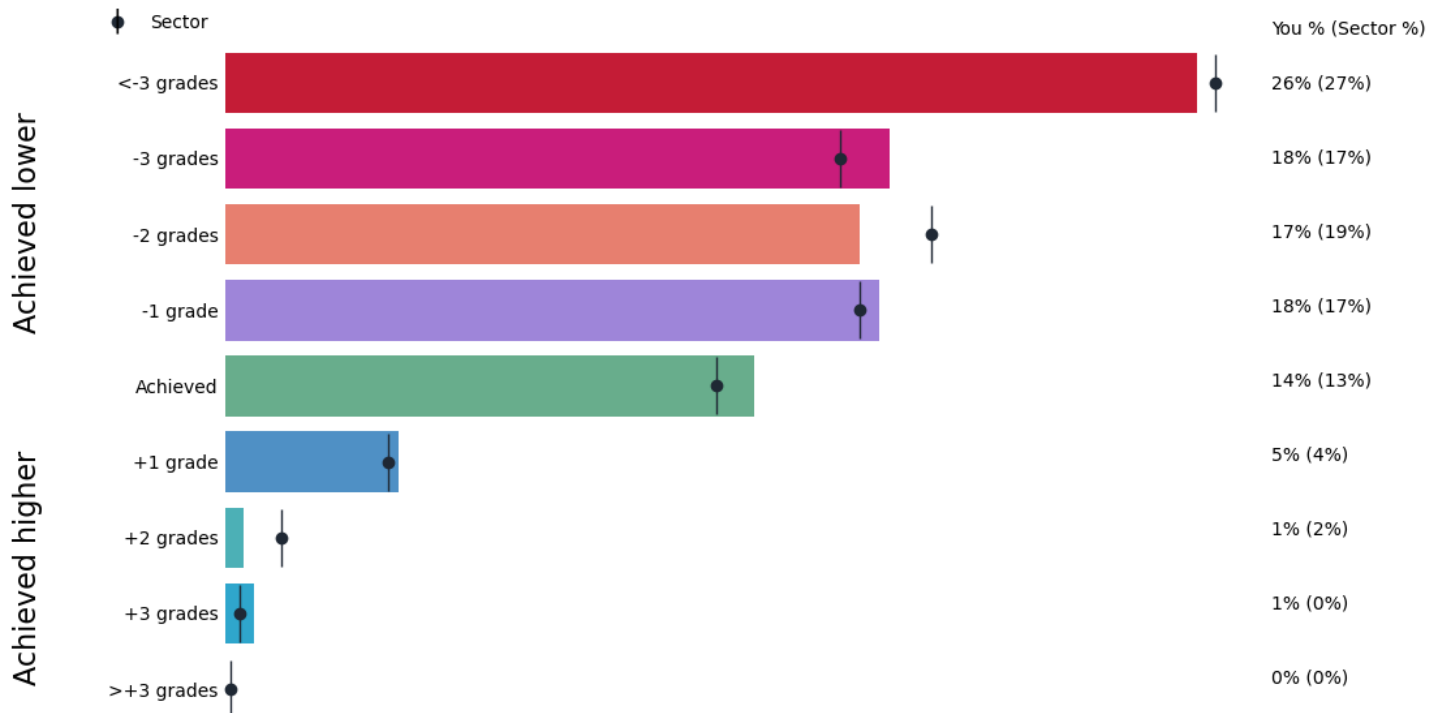
Percentage of your eligible 2025 applicants with a prediction band across 3 A levels within 1 grade:



Total number of your eligible 2025 applicants with at least 3 UCAS predicted and achieved A levels: 382

Percentage of your eligible 2025 applicants with at least 3 UCAS predicted and achieved A levels: 60%

Proportions of your eligible 2025 applicants in each prediction band across 3 A levels (see table A.2 for examples of grades within bands)



Total number of your eligible 2025 applicants with a UCAS predicted A level in a subject group: 516

Percentage of your eligible 2025 applicants with a UCAS predicted A level in a subject group: 81%

Three subjects with the highest proportion of achieved grades aligned with UCAS predicted grades

Subject	You	Sector
Photography	67%	44%
Film And Television Studies	57%	41%
English Language	50%	33%

Three subjects with the lowest proportion of achieved grades aligned with UCAS predicted grades

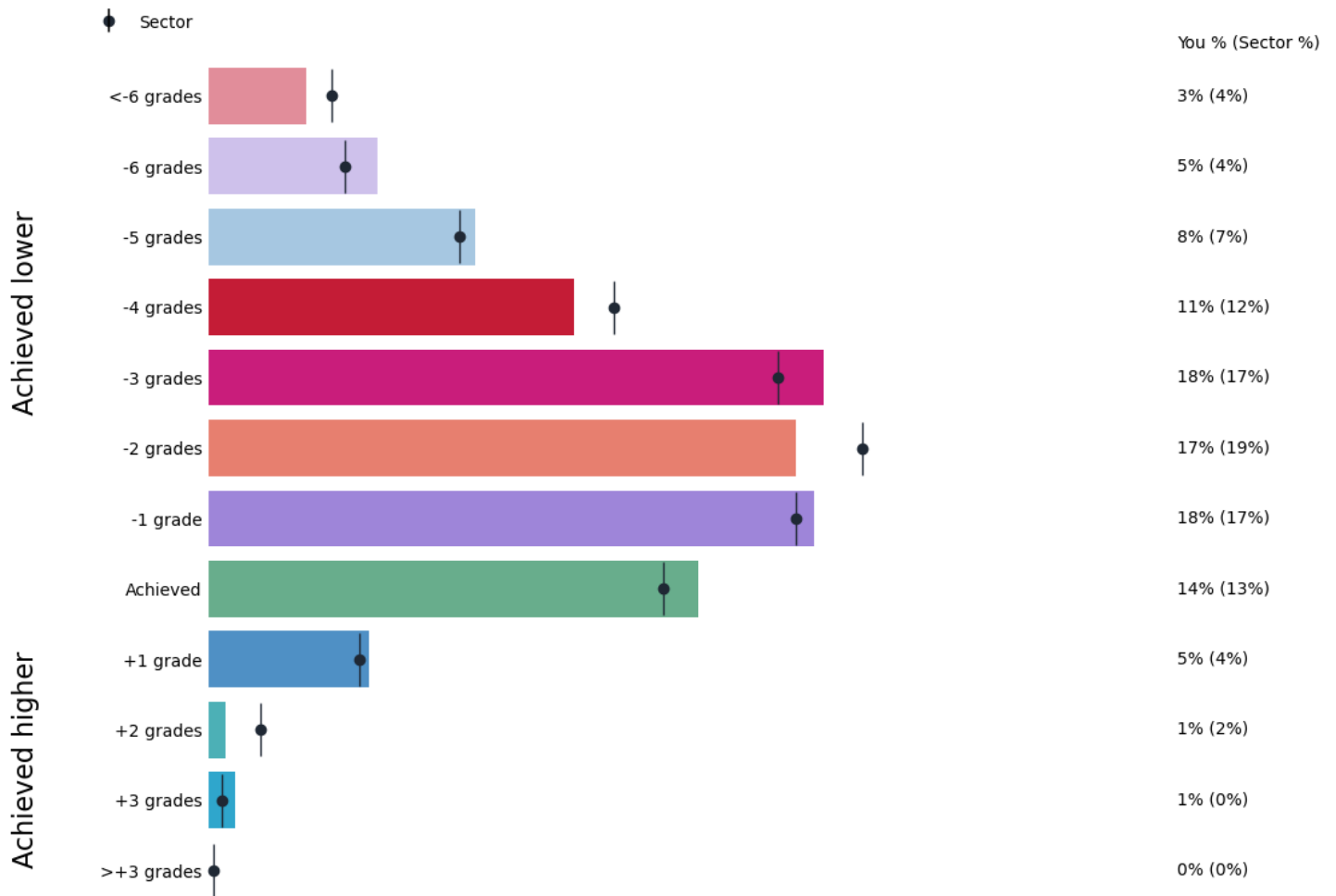
Subject	You	Sector
Philosophy	13%	18%
Law	15%	25%
Economics	18%	32%

Notes on summary: Eligible applicants are 18 year old applicants domiciled in England, Wales or Northern Ireland. For the subject rankings, only subjects with at least 5 applicants are considered (the full subject tables in section D will show all subjects with at least one applicant).

A. Applicants by prediction band (you vs sector)

Total number of your applicants in Section A results: 382

A.1 Proportions of applicants in each prediction band across 3 A levels (2025)



The chart above shows the proportion of applicants in each category as a percentage of all 18 year old applicants domiciled in England, Wales and Northern Ireland with at least three UCAS predicted and achieved A levels from your registered centre for the 2025 application cycle. The highest 3 grades are considered only; A level grades are not necessarily matched by subject. The difference between UCAS predicted and achieved A level grades is across all 3 A levels, not individually by A level.

The categories are:

- Achieved more than 6 grades below predicted - where the achieved grade is more than six grades lower than the UCAS predicted grade;
 - Achieved 6 grades below predicted - where the achieved grade is six grades lower than the UCAS predicted grade;
 - Achieved 5 grades below predicted - where the achieved grade is five grades lower than the UCAS predicted grade;
 - Achieved 4 grades below predicted - where the achieved grade is four grades lower than the UCAS predicted grade;
 - Achieved 3 grades below predicted - where the achieved grade is three grades lower than the UCAS predicted grade;
 - Achieved 2 grades below predicted - where the achieved grade is two grades lower than the UCAS predicted grade;
 - Achieved 1 grade below predicted - where the achieved grade is one grade lower than the UCAS predicted grade;
 - Achieved predicted - where the applicant has achieved their UCAS predicted grade;
 - Achieved 1 grade above predicted - where the achieved grade is one grade higher than the UCAS predicted grade;
 - Achieved 2 grades above predicted - where the achieved grade is two grades higher than the UCAS predicted grade;
 - Achieved 3 grades above predicted - where the achieved grade is three grades higher than the UCAS predicted grade;
 - Achieved more than 3 grades above predicted - where the achieved grade is more than three grades higher than the UCAS predicted grade.
- See table on next page for examples of achieved grades by prediction band:

A.2 Examples of achieved grades by prediction band for UCAS predicted grade profile of BBB

Prediction Band	Example UCAS Predicted Grade	Example Achieved Grades
Achieved more than 6 grades below predicted	BBB	CEE, DEE, EEE
Achieved 6 grades below predicted	BBB	BEE, CDE, DDD
Achieved 5 grades below predicted	BBB	BDE, CCE, CDD
Achieved 4 grades below predicted	BBB	BCE, BDD, CCD
Achieved 3 grades below predicted	BBB	BCD, CCC, BBE
Achieved 2 grades below predicted	BBB	BCC, BBD, ACD
Achieved 1 grade below predicted	BBB	BBC, ACC, ABD
Achieved predicted	BBB	BBB, ABC, A*CC
Achieved 1 grade above predicted	BBB	ABB, AAC, A*BC
Achieved 2 grades above predicted	BBB	AAB, A*BB, A*AC
Achieved 3 grades above predicted	BBB	AAA, A*AB
Achieved more than 3 grades above predicted	BBB	A*AA, A*A*B, A*A*A

A.3 Proportions of applicants in each prediction band across 3 A levels (2025)

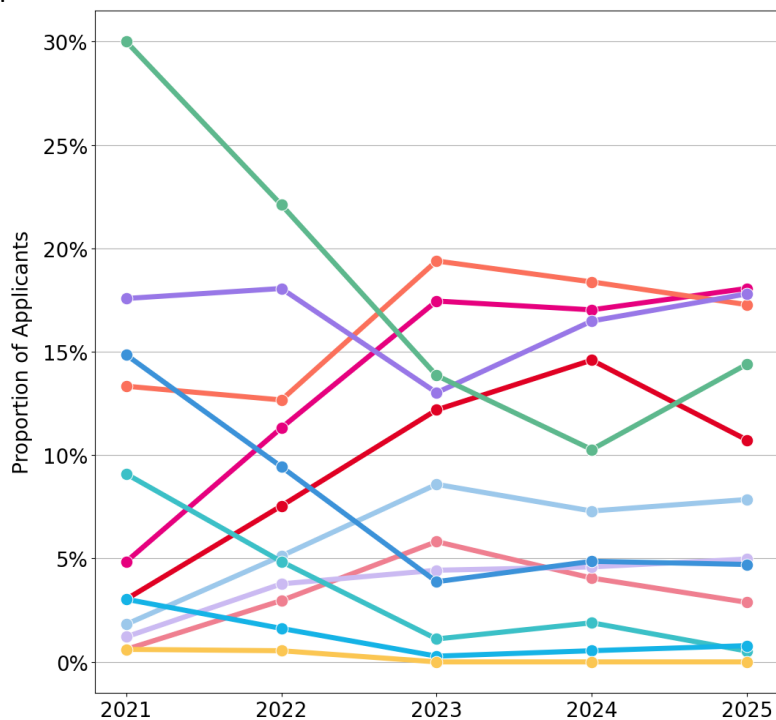
Prediction Band	You	Sector	Difference	Proportional Difference
Achieved more than 6 grades below predicted	3%	4%	-1pp	NA
Achieved 6 grades below predicted	5%	4%	1pp	NA
Achieved 5 grades below predicted	8%	7%	0pp	6%
Achieved 4 grades below predicted	11%	12%	-1pp	-10%
Achieved 3 grades below predicted	18%	17%	1pp	8%
Achieved 2 grades below predicted	17%	19%	-2pp	-10%
Achieved 1 grade below predicted	18%	17%	1pp	3%
Achieved predicted	14%	13%	1pp	8%
Achieved 1 grade above predicted	5%	4%	0pp	NA
Achieved 2 grades above predicted	1%	2%	-1pp	NA
Achieved 3 grades above predicted	1%	0%	0pp	NA
Achieved more than 3 grades above predicted	0%	0%	0pp	NA

In the table above, proportional differences are suppressed if the proportion of the sector in the prediction band is less than 5%. In the difference column, pp refers to percentage point difference (e.g. the difference between 10% and 8% would be 2pp if 10% was you and 8% was the sector)

B. Your applicants by prediction band

B.1 Proportion across all your applicants for each prediction band

- Achieved more than 6 grades below predicted
- Achieved 6 grades below predicted
- Achieved 5 grades below predicted
- Achieved 4 grades below predicted
- Achieved 3 grades below predicted
- Achieved 2 grades below predicted
- Achieved 1 grade below predicted
- Achieved predicted
- Achieved 1 grade above predicted
- Achieved 2 grades above predicted
- Achieved 3 grades above predicted
- Achieved more than 3 grades above predicted



B.2 Proportion of your applicants in each prediction band by year

Prediction Band	2021	2022	2023	2024	2025
Achieved more than 6 grades below predicted	1%	3%	6%	4%	3%
Achieved 6 grades below predicted	1%	4%	4%	5%	5%
Achieved 5 grades below predicted	2%	5%	9%	7%	8%
Achieved 4 grades below predicted	3%	8%	12%	15%	11%
Achieved 3 grades below predicted	5%	11%	17%	17%	18%
Achieved 2 grades below predicted	13%	13%	19%	18%	17%
Achieved 1 grade below predicted	18%	18%	13%	16%	18%
Achieved predicted	30%	22%	14%	10%	14%
Achieved 1 grade above predicted	15%	9%	4%	5%	5%
Achieved 2 grades above predicted	9%	5%	1%	2%	1%
Achieved 3 grades above predicted	3%	2%	0%	1%	1%
Achieved more than 3 grades above predicted	1%	1%	0%	0%	0%

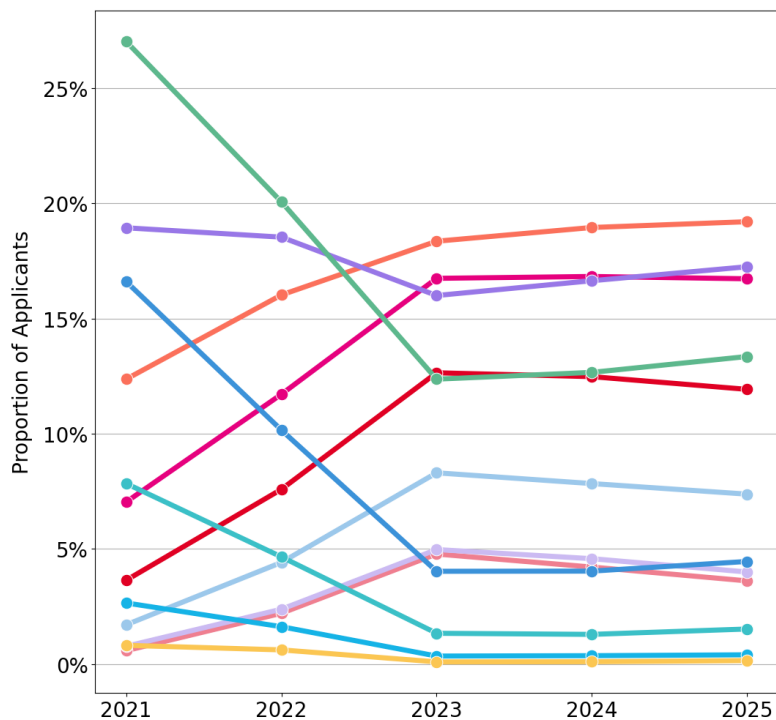
B.3 Number of your applicants in each prediction band by year

Prediction Band	2021	2022	2023	2024	2025
Achieved more than 6 grades below predicted	2	11	21	15	11
Achieved 6 grades below predicted	4	14	16	17	19
Achieved 5 grades below predicted	6	19	31	27	30
Achieved 4 grades below predicted	10	28	44	54	41
Achieved 3 grades below predicted	16	42	63	63	69
Achieved 2 grades below predicted	44	47	70	68	66
Achieved 1 grade below predicted	58	67	47	61	68
Achieved predicted	99	82	50	38	55
Achieved 1 grade above predicted	49	35	14	18	18
Achieved 2 grades above predicted	30	18	4	7	2
Achieved 3 grades above predicted	10	6	1	2	3
Achieved more than 3 grades above predicted	2	2	0	0	0
Total Number Of Applicants	330	371	361	370	382

C. Applicants by prediction band across the sector

C.1 Proportion across all applicants for each prediction band across the sector

- Achieved more than 6 grades below predicted
- Achieved 6 grades below predicted
- Achieved 5 grades below predicted
- Achieved 4 grades below predicted
- Achieved 3 grades below predicted
- Achieved 2 grades below predicted
- Achieved 1 grade below predicted
- Achieved predicted
- Achieved 1 grade above predicted
- Achieved 2 grades above predicted
- Achieved 3 grades above predicted
- Achieved more than 3 grades above predicted



C.2 Proportion of applicants in each prediction band by year across the sector

Prediction Band	2021	2022	2023	2024	2025
Achieved more than 6 grades below predicted	1%	2%	5%	4%	4%
Achieved 6 grades below predicted	1%	2%	5%	5%	4%
Achieved 5 grades below predicted	2%	4%	8%	8%	7%
Achieved 4 grades below predicted	4%	8%	13%	12%	12%
Achieved 3 grades below predicted	7%	12%	17%	17%	17%
Achieved 2 grades below predicted	12%	16%	18%	19%	19%
Achieved 1 grade below predicted	19%	19%	16%	17%	17%
Achieved predicted	27%	20%	12%	13%	13%
Achieved 1 grade above predicted	17%	10%	4%	4%	4%
Achieved 2 grades above predicted	8%	5%	1%	1%	2%
Achieved 3 grades above predicted	3%	2%	0%	0%	0%
Achieved more than 3 grades above predicted	1%	1%	0%	0%	0%

C.3 Number of applicants in each prediction band by year across the sector

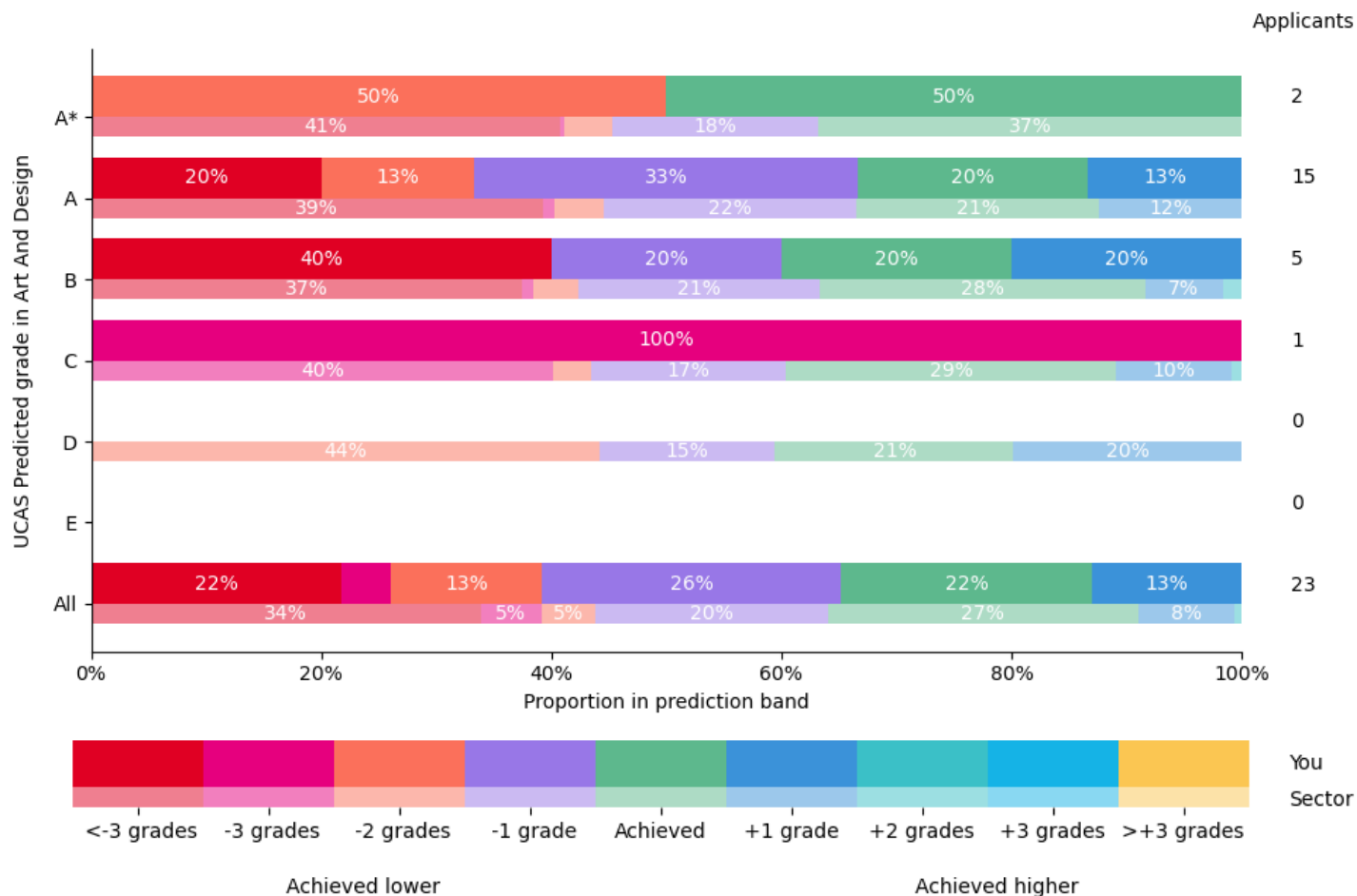
Prediction Band	2021	2022	2023	2024	2025
Achieved more than 6 grades below predicted	1,050	4,060	8,715	7,780	6,655
Achieved 6 grades below predicted	1,390	4,385	9,070	8,450	7,365
Achieved 5 grades below predicted	3,070	8,120	15,145	14,470	13,595
Achieved 4 grades below predicted	6,555	13,965	23,065	23,040	21,975
Achieved 3 grades below predicted	12,670	21,555	30,545	31,070	30,815
Achieved 2 grades below predicted	22,265	29,490	33,480	34,995	35,380
Achieved 1 grade below predicted	34,085	34,110	29,185	30,730	31,775
Achieved predicted	48,630	36,925	22,560	23,380	24,600
Achieved 1 grade above predicted	29,875	18,695	7,350	7,455	8,210
Achieved 2 grades above predicted	14,105	8,565	2,440	2,380	2,805
Achieved 3 grades above predicted	4,775	2,990	635	675	745
Achieved more than 3 grades above predicted	1,465	1,135	175	190	280

D. Prediction band per individual UCAS predicted grade by subject

In the charts below, sector values are represented by the lighter coloured thinner bars.

The A level subject groups broadly relate to the Joint Council for Qualifications A level Subjects or are based on existing subject titles. For this section, any applicant with a UCAS predicted A level in the subject group of interest is used. Please note: Some smaller A level subjects may not map to a subject group and as such would not be included in this section of the report.

D.1 Proportions of applicants in each prediction band per UCAS predicted grade in Art And Design (2025)



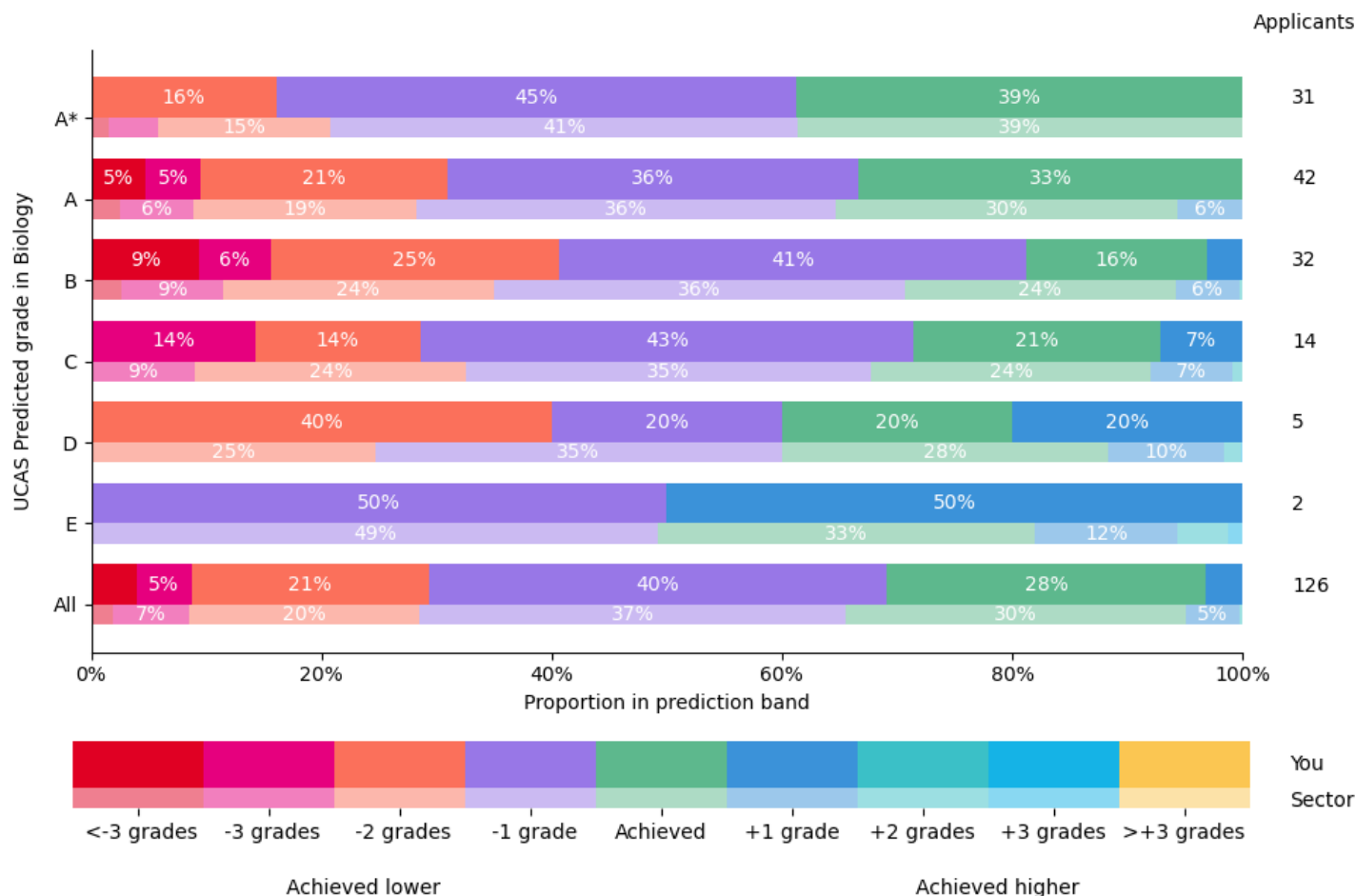
D.2 Proportions of applicants in each prediction band per UCAS predicted grade in Art And Design (2025)

Prediction Band	A*	A	B	C	D	E	All
Achieved more than 3 grades below predicted	0%	20%	40%				22%
Achieved 3 grades below predicted	0%	0%	0%	100%			4%
Achieved 2 grades below predicted	50%	13%	0%	0%	0%		13%
Achieved 1 grade below predicted	0%	33%	20%	0%	0%	0%	26%
Achieved predicted	50%	20%	20%	0%	0%	0%	22%
Achieved 1 grade above predicted		13%	20%	0%	0%	0%	13%
Achieved 2 grades above predicted			0%	0%	0%	0%	0%
Achieved 3 grades above predicted				0%	0%	0%	0%
Achieved more than 3 grades above predicted					0%	0%	0%

Note:

Subjects grouped within Art and Design include subject titles such as 'Art', 'Art & Crafts', and 'Art & Design'.

D.3 Proportions of applicants in each prediction band per UCAS predicted grade in Biology (2025)



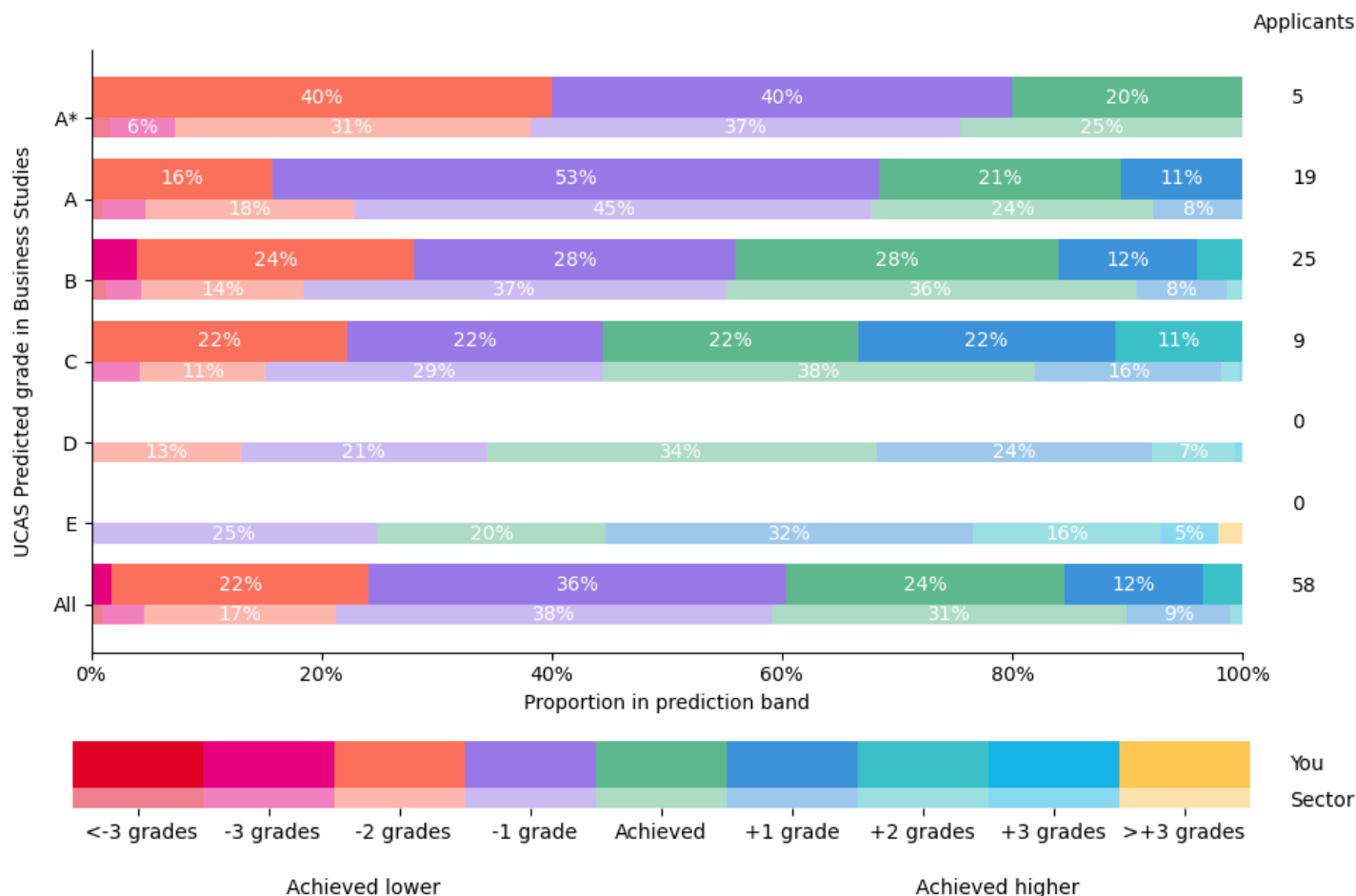
D.4 Proportions of applicants in each prediction band per UCAS predicted grade in Biology (2025)

Prediction Band	A*	A	B	C	D	E	All
Achieved more than 3 grades below predicted	0%	5%	9%				4%
Achieved 3 grades below predicted	0%	5%	6%	14%			5%
Achieved 2 grades below predicted	16%	21%	25%	14%	40%		21%
Achieved 1 grade below predicted	45%	36%	41%	43%	20%	50%	40%
Achieved predicted	39%	33%	16%	21%	20%	0%	28%
Achieved 1 grade above predicted		0%	3%	7%	20%	50%	3%
Achieved 2 grades above predicted			0%	0%	0%	0%	0%
Achieved 3 grades above predicted				0%	0%	0%	0%
Achieved more than 3 grades above predicted					0%	0%	0%

Note:

Subjects grouped within Biology include subject titles such as 'Biology' and 'Human Biology'. In addition to this subject group, Biology is also included in the overall Science subject group.

D.5 Proportions of applicants in each prediction band per UCAS predicted grade in Business Studies (2025)



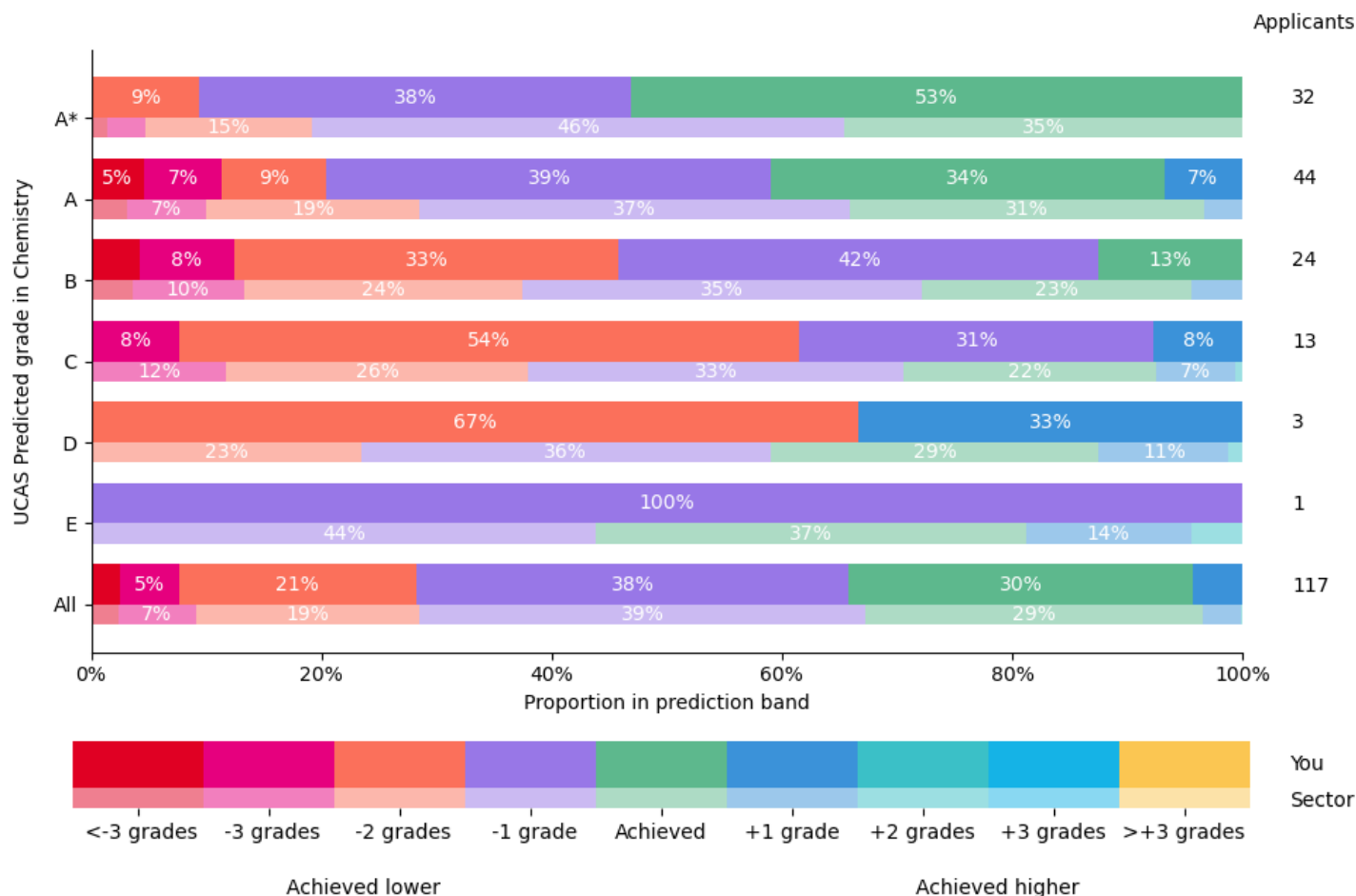
D.6 Proportions of applicants in each prediction band per UCAS predicted grade in Business Studies (2025)

Prediction Band	A*	A	B	C	D	E	All
Achieved more than 3 grades below predicted	0%	0%	0%				0%
Achieved 3 grades below predicted	0%	0%	4%	0%			2%
Achieved 2 grades below predicted	40%	16%	24%	22%	0%		22%
Achieved 1 grade below predicted	40%	53%	28%	22%	0%	0%	36%
Achieved predicted	20%	21%	28%	22%	0%	0%	24%
Achieved 1 grade above predicted		11%	12%	22%	0%	0%	12%
Achieved 2 grades above predicted			4%	11%	0%	0%	3%
Achieved 3 grades above predicted				0%	0%	0%	0%
Achieved more than 3 grades above predicted					0%	0%	0%

Note:

Subjects grouped within Business Studies include subject titles such as 'Business Studies' and 'Applied Business'.

D.7 Proportions of applicants in each prediction band per UCAS predicted grade in Chemistry (2025)



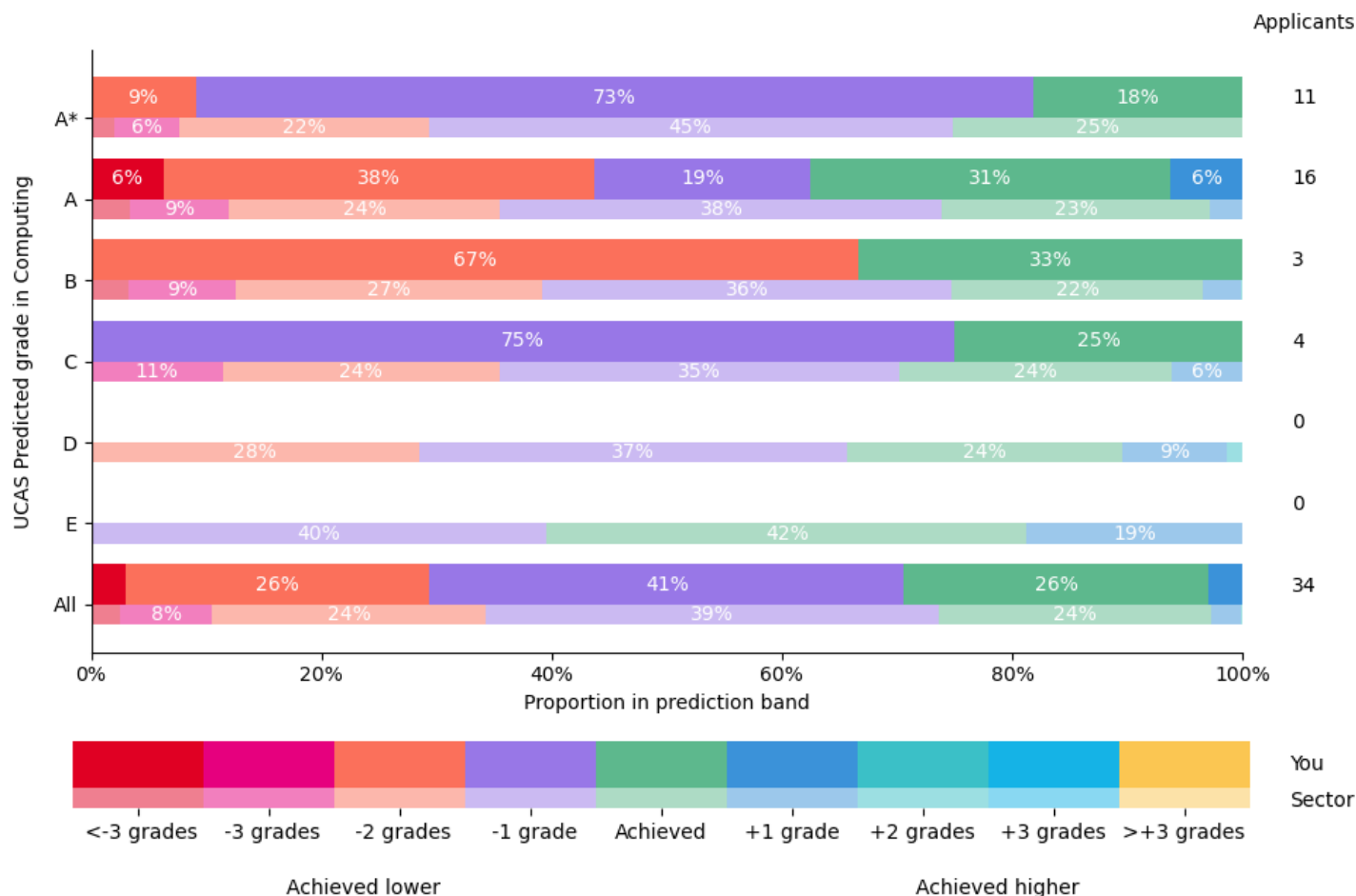
D.8 Proportions of applicants in each prediction band per UCAS predicted grade in Chemistry (2025)

Prediction Band	A*	A	B	C	D	E	All
Achieved more than 3 grades below predicted	0%	5%	4%				3%
Achieved 3 grades below predicted	0%	7%	8%	8%			5%
Achieved 2 grades below predicted	9%	9%	33%	54%	67%		21%
Achieved 1 grade below predicted	38%	39%	42%	31%	0%	100%	38%
Achieved predicted	53%	34%	13%	0%	0%	0%	30%
Achieved 1 grade above predicted		7%	0%	8%	33%	0%	4%
Achieved 2 grades above predicted			0%	0%	0%	0%	0%
Achieved 3 grades above predicted				0%	0%	0%	0%
Achieved more than 3 grades above predicted					0%	0%	0%

Note:

In addition to this subject group, Chemistry is also included in the overall Science subject group.

D.9 Proportions of applicants in each prediction band per UCAS predicted grade in Computing (2025)



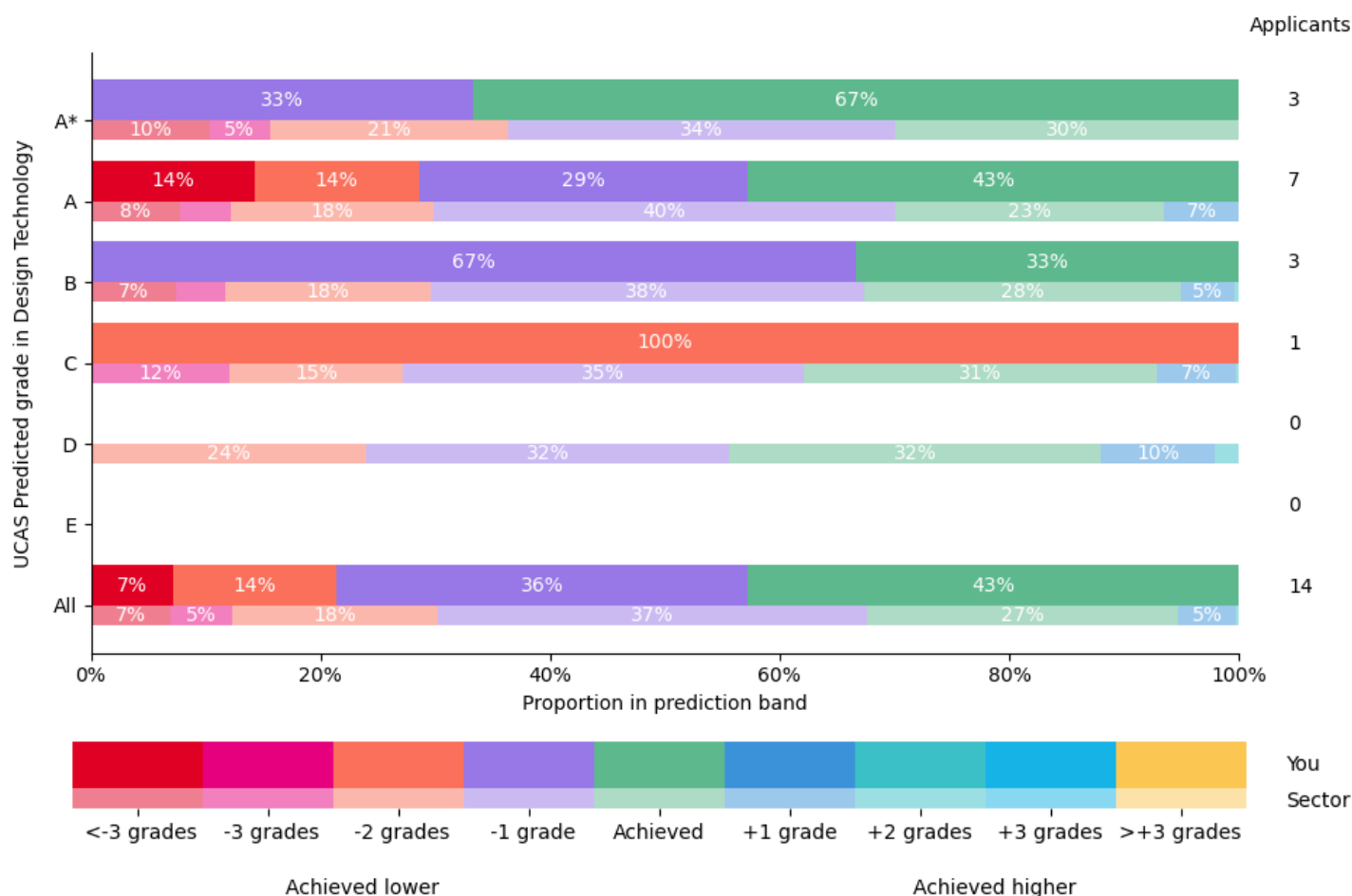
D.10 Proportions of applicants in each prediction band per UCAS predicted grade in Computing (2025)

Prediction Band	A*	A	B	C	D	E	All
Achieved more than 3 grades below predicted	0%	6%	0%				3%
Achieved 3 grades below predicted	0%	0%	0%	0%			0%
Achieved 2 grades below predicted	9%	38%	67%	0%	0%		26%
Achieved 1 grade below predicted	73%	19%	0%	75%	0%	0%	41%
Achieved predicted	18%	31%	33%	25%	0%	0%	26%
Achieved 1 grade above predicted		6%	0%	0%	0%	0%	3%
Achieved 2 grades above predicted			0%	0%	0%	0%	0%
Achieved 3 grades above predicted				0%	0%	0%	0%
Achieved more than 3 grades above predicted					0%	0%	0%

Note:

Subjects grouped within Computing include subject titles such as 'Applied ICT', 'Computer Science', 'Computer Studies', 'Computing', 'Digital Technologies', 'Information Systems', 'Information Technology' and 'Software Development'.

D.11 Proportions of applicants in each prediction band per UCAS predicted grade in Design Technology (2025)



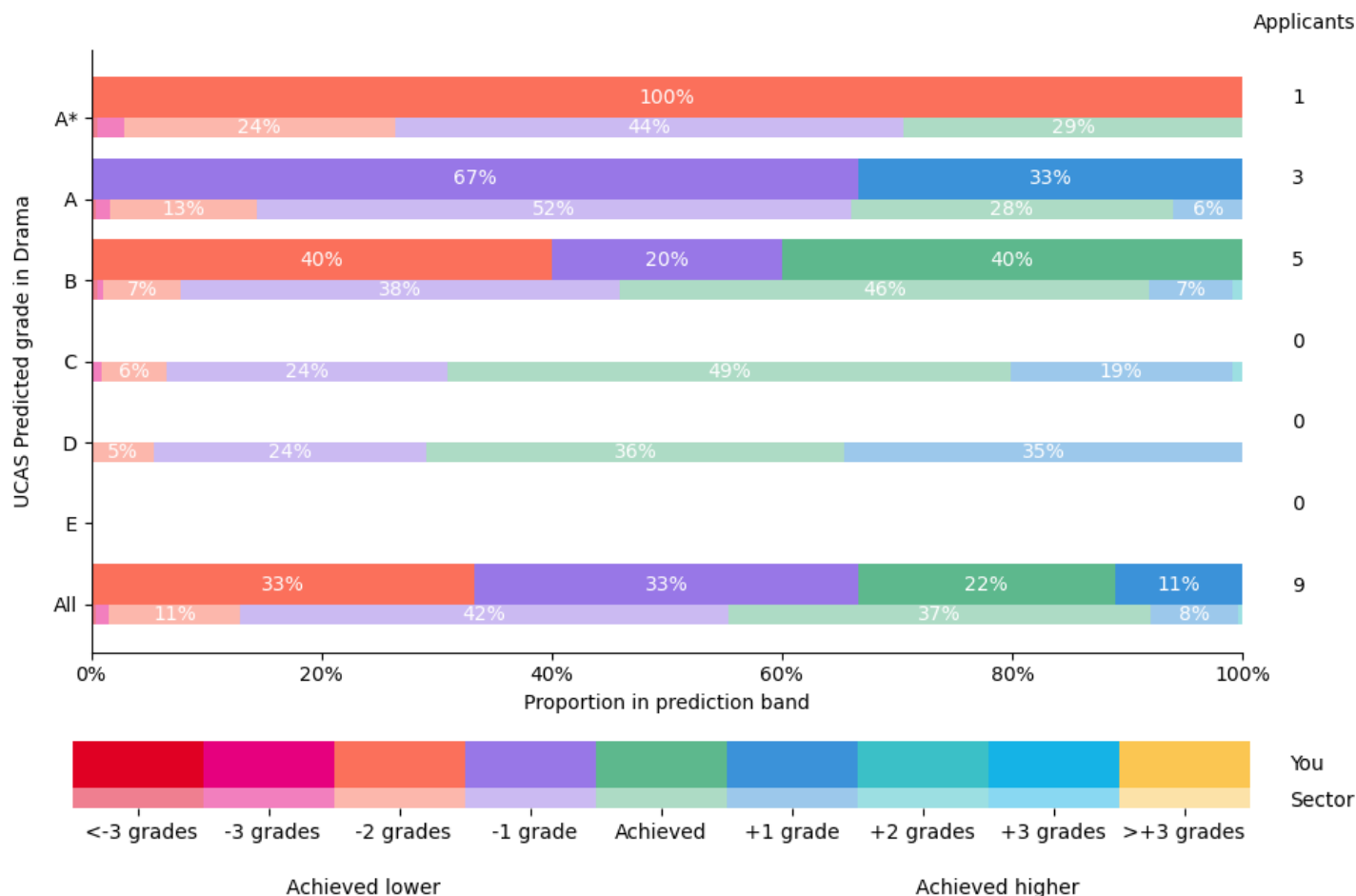
D.12 Proportions of applicants in each prediction band per UCAS predicted grade in Design Technology (2025)

Prediction Band	A*	A	B	C	D	E	All
Achieved more than 3 grades below predicted	0%	14%	0%				7%
Achieved 3 grades below predicted	0%	0%	0%	0%			0%
Achieved 2 grades below predicted	0%	14%	0%	100%	0%		14%
Achieved 1 grade below predicted	33%	29%	67%	0%	0%	0%	36%
Achieved predicted	67%	43%	33%	0%	0%	0%	43%
Achieved 1 grade above predicted		0%	0%	0%	0%	0%	0%
Achieved 2 grades above predicted			0%	0%	0%	0%	0%
Achieved 3 grades above predicted				0%	0%	0%	0%
Achieved more than 3 grades above predicted					0%	0%	0%

Note:

Subjects grouped within Design Technology include subject titles such as 'Design & Technology' and 'Design'.

D.13 Proportions of applicants in each prediction band per UCAS predicted grade in Drama (2025)



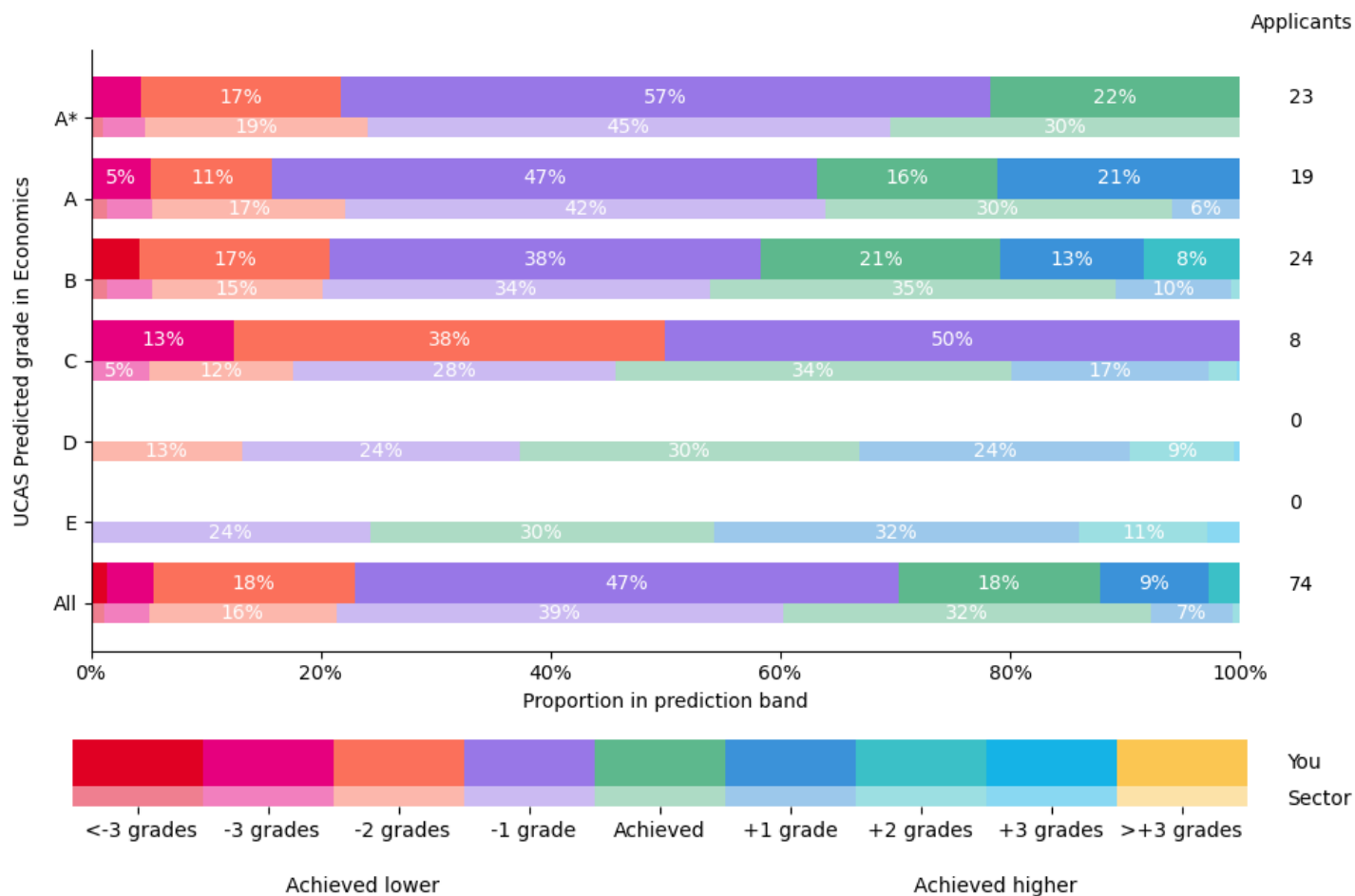
D.14 Proportions of applicants in each prediction band per UCAS predicted grade in Drama (2025)

Prediction Band	A*	A	B	C	D	E	All
Achieved more than 3 grades below predicted	0%	0%	0%				0%
Achieved 3 grades below predicted	0%	0%	0%	0%			0%
Achieved 2 grades below predicted	100%	0%	40%	0%	0%		33%
Achieved 1 grade below predicted	0%	67%	20%	0%	0%	0%	33%
Achieved predicted	0%	0%	40%	0%	0%	0%	22%
Achieved 1 grade above predicted		33%	0%	0%	0%	0%	11%
Achieved 2 grades above predicted			0%	0%	0%	0%	0%
Achieved 3 grades above predicted				0%	0%	0%	0%
Achieved more than 3 grades above predicted					0%	0%	0%

Note:

In addition to this subject group, Drama subject titles are also included in the overall Performing Studies subject group.

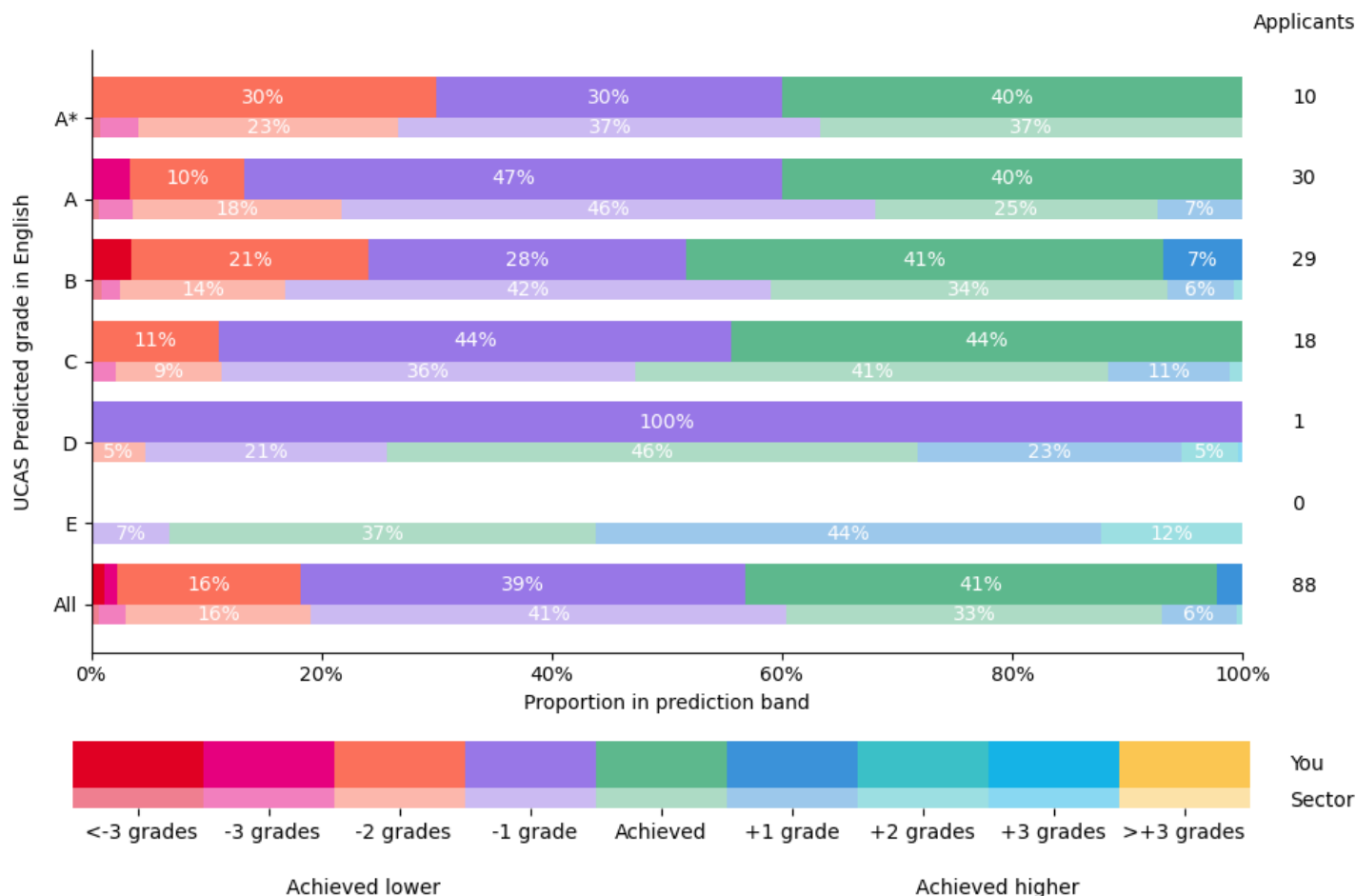
D.15 Proportions of applicants in each prediction band per UCAS predicted grade in Economics (2025)



D.16 Proportions of applicants in each prediction band per UCAS predicted grade in Economics (2025)

Prediction Band	A*	A	B	C	D	E	All
Achieved more than 3 grades below predicted	0%	0%	4%				1%
Achieved 3 grades below predicted	4%	5%	0%	13%			4%
Achieved 2 grades below predicted	17%	11%	17%	38%	0%		18%
Achieved 1 grade below predicted	57%	47%	38%	50%	0%	0%	47%
Achieved predicted	22%	16%	21%	0%	0%	0%	18%
Achieved 1 grade above predicted		21%	13%	0%	0%	0%	9%
Achieved 2 grades above predicted			8%	0%	0%	0%	3%
Achieved 3 grades above predicted				0%	0%	0%	0%
Achieved more than 3 grades above predicted					0%	0%	0%

D.17 Proportions of applicants in each prediction band per UCAS predicted grade in English (2025)



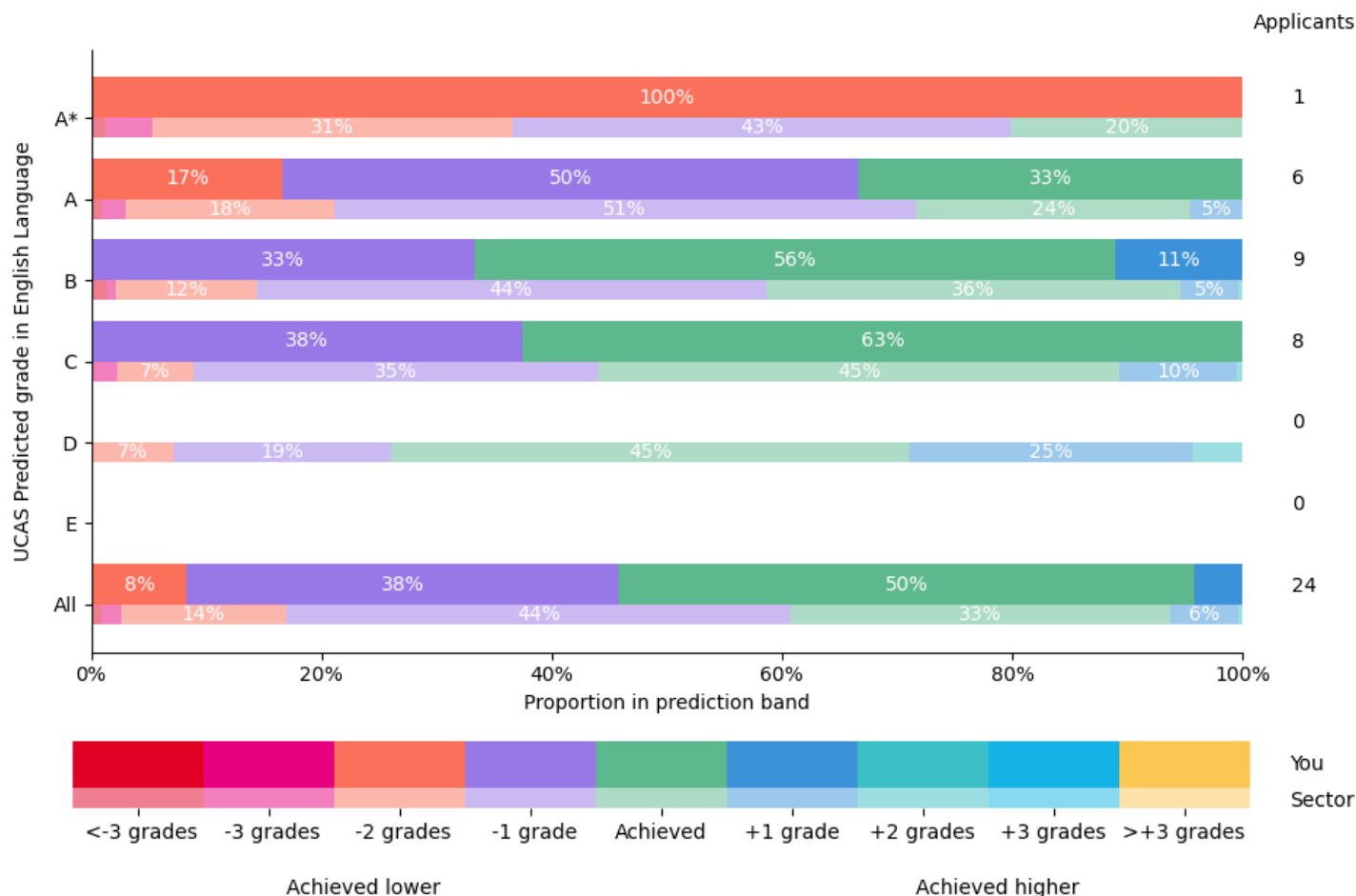
D.18 Proportions of applicants in each prediction band per UCAS predicted grade in English (2025)

Prediction Band	A*	A	B	C	D	E	All
Achieved more than 3 grades below predicted	0%	0%	3%				1%
Achieved 3 grades below predicted	0%	3%	0%	0%			1%
Achieved 2 grades below predicted	30%	10%	21%	11%	0%		16%
Achieved 1 grade below predicted	30%	47%	28%	44%	100%	0%	39%
Achieved predicted	40%	40%	41%	44%	0%	0%	41%
Achieved 1 grade above predicted		0%	7%	0%	0%	0%	2%
Achieved 2 grades above predicted			0%	0%	0%	0%	0%
Achieved 3 grades above predicted				0%	0%	0%	0%
Achieved more than 3 grades above predicted					0%	0%	0%

Note:

Subjects grouped within English include subject titles such as 'English', 'English Language', 'English Literature', 'English Language and Literature', and 'Creative Writing'. In addition to being included in this subject group, English Literature, English Language, and English Language and Literature have their own subject group variable as well.

D.19 Proportions of applicants in each prediction band per UCAS predicted grade in English Language (2025)



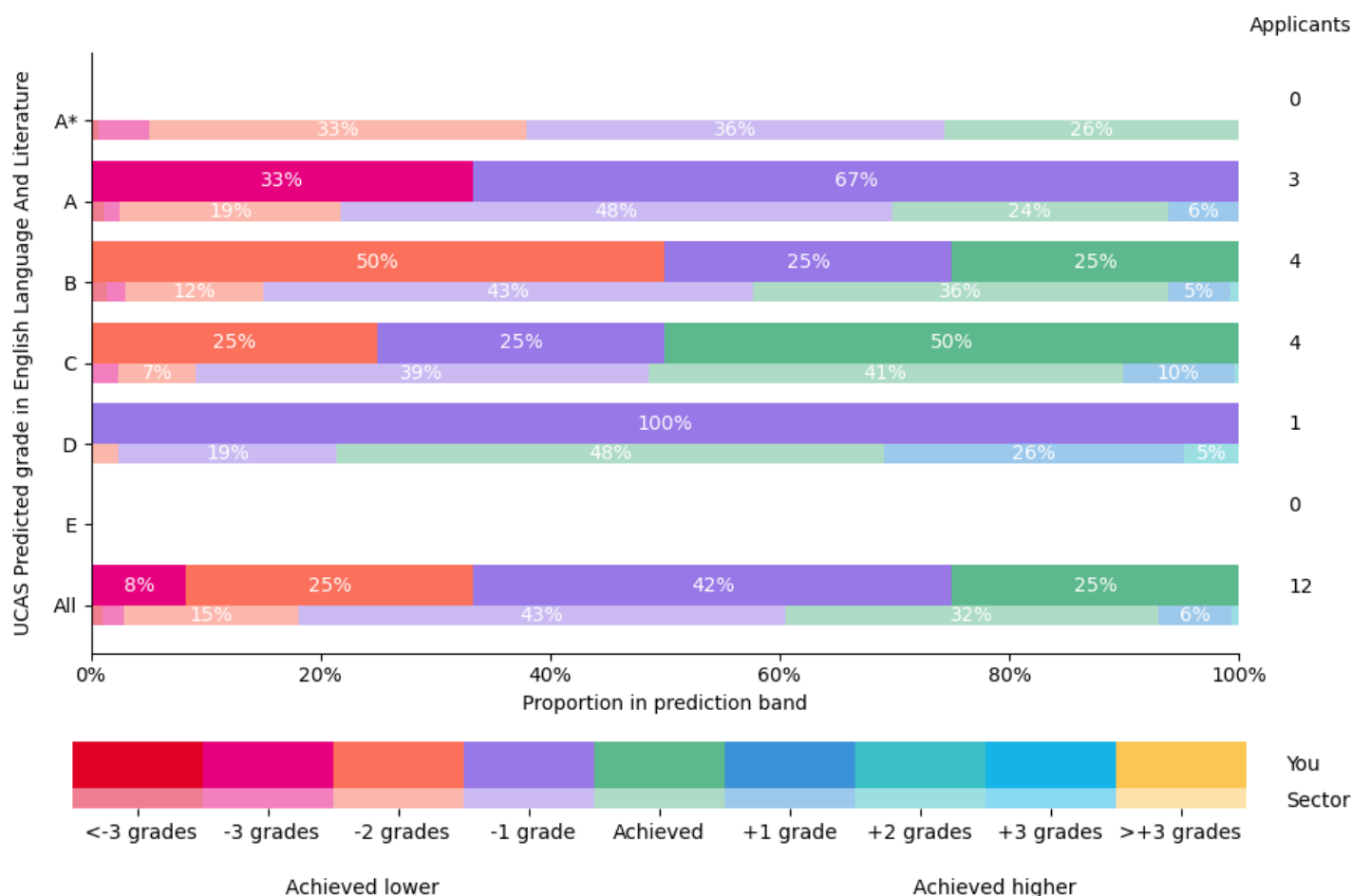
D.20 Proportions of applicants in each prediction band per UCAS predicted grade in English Language (2025)

Prediction Band	A*	A	B	C	D	E	All
Achieved more than 3 grades below predicted	0%	0%	0%				0%
Achieved 3 grades below predicted	0%	0%	0%	0%			0%
Achieved 2 grades below predicted	100%	17%	0%	0%	0%		8%
Achieved 1 grade below predicted	0%	50%	33%	38%	0%	0%	38%
Achieved predicted	0%	33%	56%	63%	0%	0%	50%
Achieved 1 grade above predicted		0%	11%	0%	0%	0%	4%
Achieved 2 grades above predicted			0%	0%	0%	0%	0%
Achieved 3 grades above predicted				0%	0%	0%	0%
Achieved more than 3 grades above predicted					0%	0%	0%

Note:

This subject group does not include subject titles such as 'English Language and Literature'. In addition to this subject group, English Language is also included in the overall English subject group.

D.21 Proportions of applicants in each prediction band per UCAS predicted grade in English Language And Literature (2025)



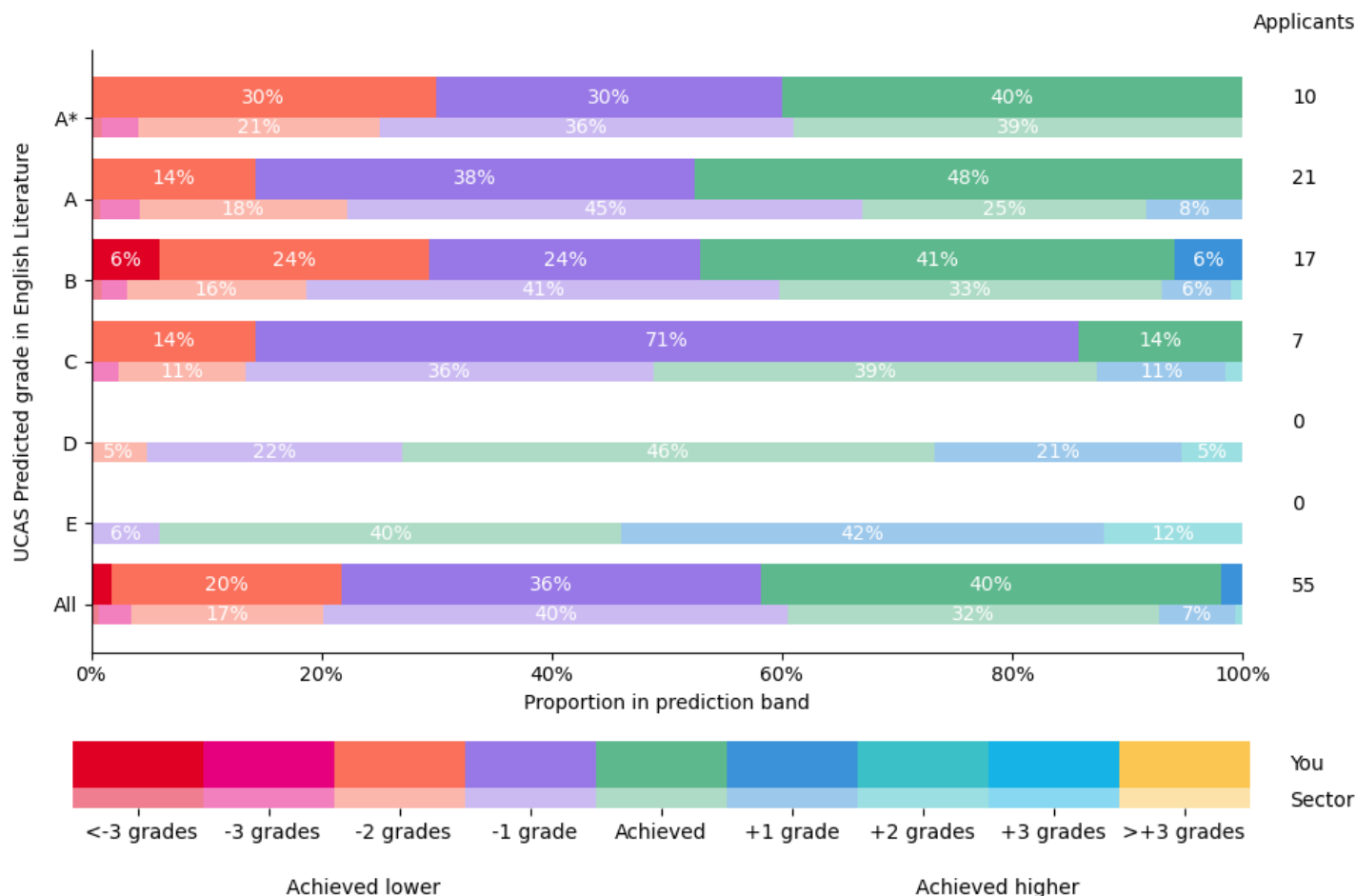
D.22 Proportions of applicants in each prediction band per UCAS predicted grade in English Language And Literature (2025)

Prediction Band	A*	A	B	C	D	E	All
Achieved more than 3 grades below predicted	0%	0%	0%				0%
Achieved 3 grades below predicted	0%	33%	0%	0%			8%
Achieved 2 grades below predicted	0%	0%	50%	25%	0%		25%
Achieved 1 grade below predicted	0%	67%	25%	25%	100%	0%	42%
Achieved predicted	0%	0%	25%	50%	0%	0%	25%
Achieved 1 grade above predicted		0%	0%	0%	0%	0%	0%
Achieved 2 grades above predicted			0%	0%	0%	0%	0%
Achieved 3 grades above predicted				0%	0%	0%	0%
Achieved more than 3 grades above predicted					0%	0%	0%

Note:

This subject group does not include the individual 'English Language' and 'English Literature' subject titles. These each have their own subject groups. In addition to this subject group, English Language and Literature is also included in the overall English subject group.

D.23 Proportions of applicants in each prediction band per UCAS predicted grade in English Literature (2025)



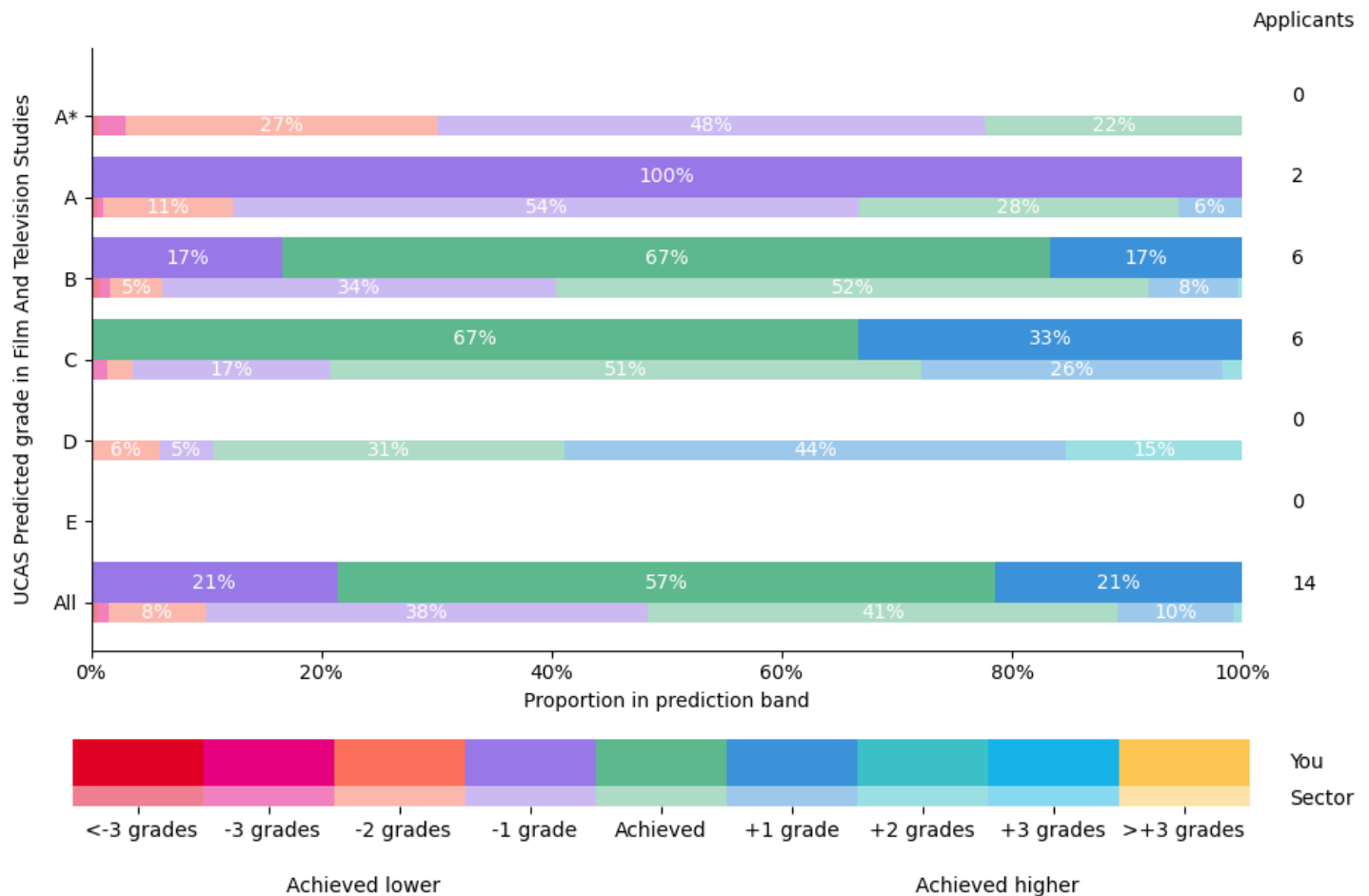
D.24 Proportions of applicants in each prediction band per UCAS predicted grade in English Literature (2025)

Prediction Band	A*	A	B	C	D	E	All
Achieved more than 3 grades below predicted	0%	0%	6%				2%
Achieved 3 grades below predicted	0%	0%	0%	0%			0%
Achieved 2 grades below predicted	30%	14%	24%	14%	0%		20%
Achieved 1 grade below predicted	30%	38%	24%	71%	0%	0%	36%
Achieved predicted	40%	48%	41%	14%	0%	0%	40%
Achieved 1 grade above predicted		0%	6%	0%	0%	0%	2%
Achieved 2 grades above predicted			0%	0%	0%	0%	0%
Achieved 3 grades above predicted				0%	0%	0%	0%
Achieved more than 3 grades above predicted					0%	0%	0%

Note:

This subject group does not include subject titles such as "English Language and Literature". In addition to this subject group, English Literature is also included in the overall English subject group.

D.25 Proportions of applicants in each prediction band per UCAS predicted grade in Film And Television Studies (2025)



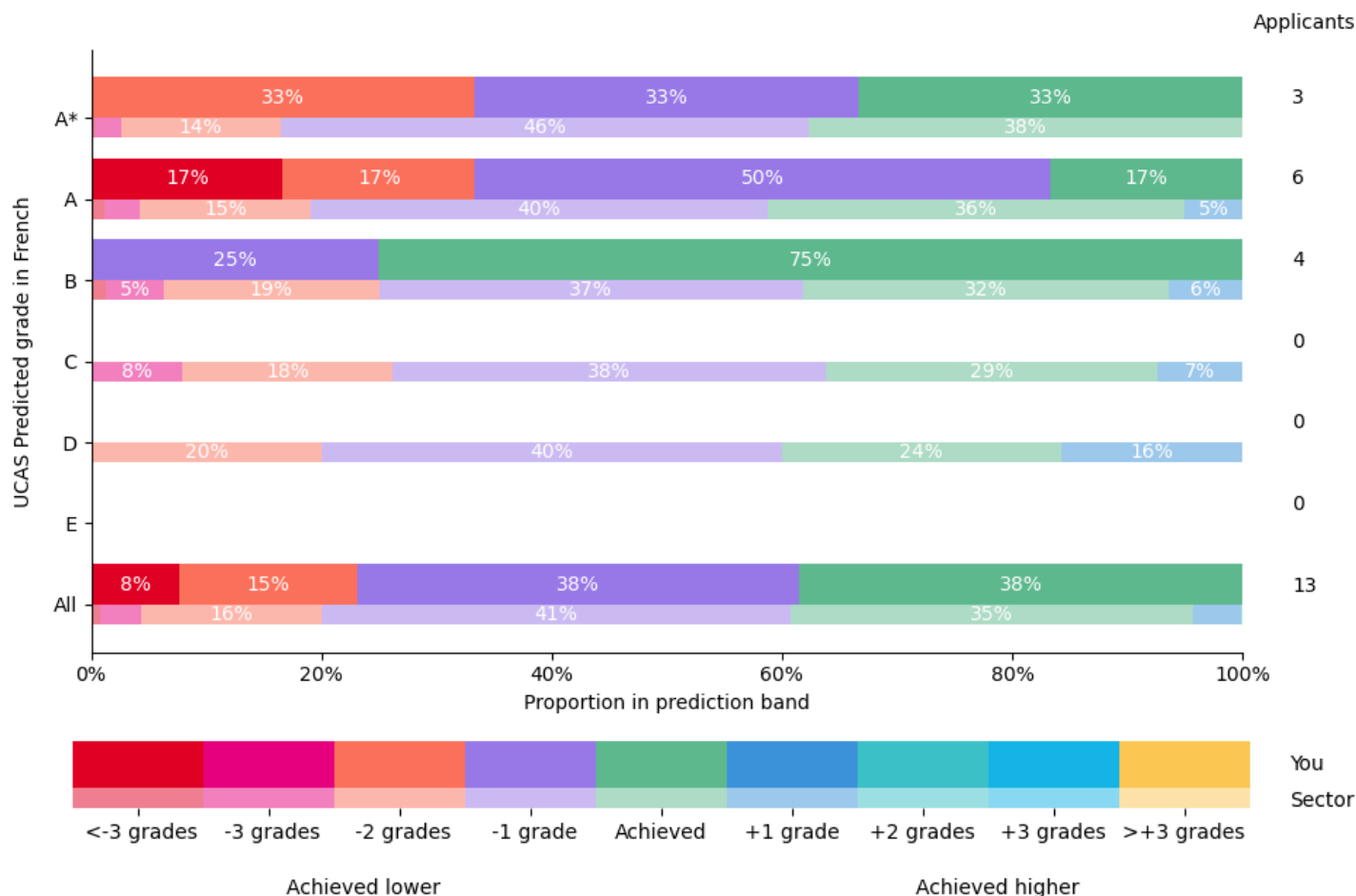
D.26 Proportions of applicants in each prediction band per UCAS predicted grade in Film And Television Studies (2025)

Prediction Band	A*	A	B	C	D	E	All
Achieved more than 3 grades below predicted	0%	0%	0%				0%
Achieved 3 grades below predicted	0%	0%	0%	0%			0%
Achieved 2 grades below predicted	0%	0%	0%	0%	0%		0%
Achieved 1 grade below predicted	0%	100%	17%	0%	0%	0%	21%
Achieved predicted	0%	0%	67%	67%	0%	0%	57%
Achieved 1 grade above predicted		0%	17%	33%	0%	0%	21%
Achieved 2 grades above predicted			0%	0%	0%	0%	0%
Achieved 3 grades above predicted				0%	0%	0%	0%
Achieved more than 3 grades above predicted					0%	0%	0%

Note:

In addition to this subject group, Film and Television Studies is also included in the Media Studies subject group.

D.27 Proportions of applicants in each prediction band per UCAS predicted grade in French (2025)



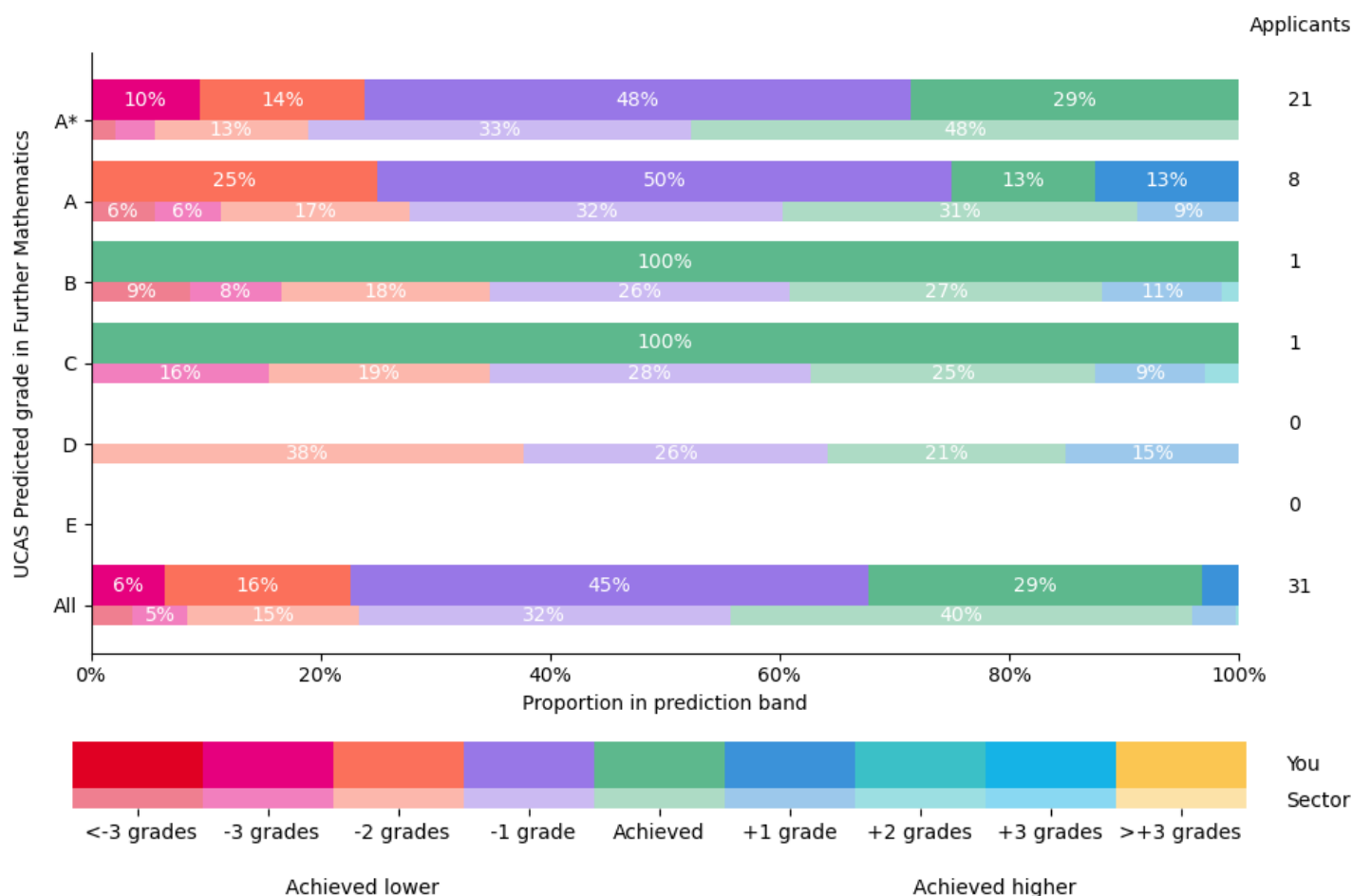
D.28 Proportions of applicants in each prediction band per UCAS predicted grade in French (2025)

Prediction Band	A*	A	B	C	D	E	All
Achieved more than 3 grades below predicted	0%	17%	0%				8%
Achieved 3 grades below predicted	0%	0%	0%	0%			0%
Achieved 2 grades below predicted	33%	17%	0%	0%	0%		15%
Achieved 1 grade below predicted	33%	50%	25%	0%	0%	0%	38%
Achieved predicted	33%	17%	75%	0%	0%	0%	38%
Achieved 1 grade above predicted		0%	0%	0%	0%	0%	0%
Achieved 2 grades above predicted			0%	0%	0%	0%	0%
Achieved 3 grades above predicted				0%	0%	0%	0%
Achieved more than 3 grades above predicted					0%	0%	0%

Note:

In addition to this subject group, French is also included in the Modern European Languages subject group.

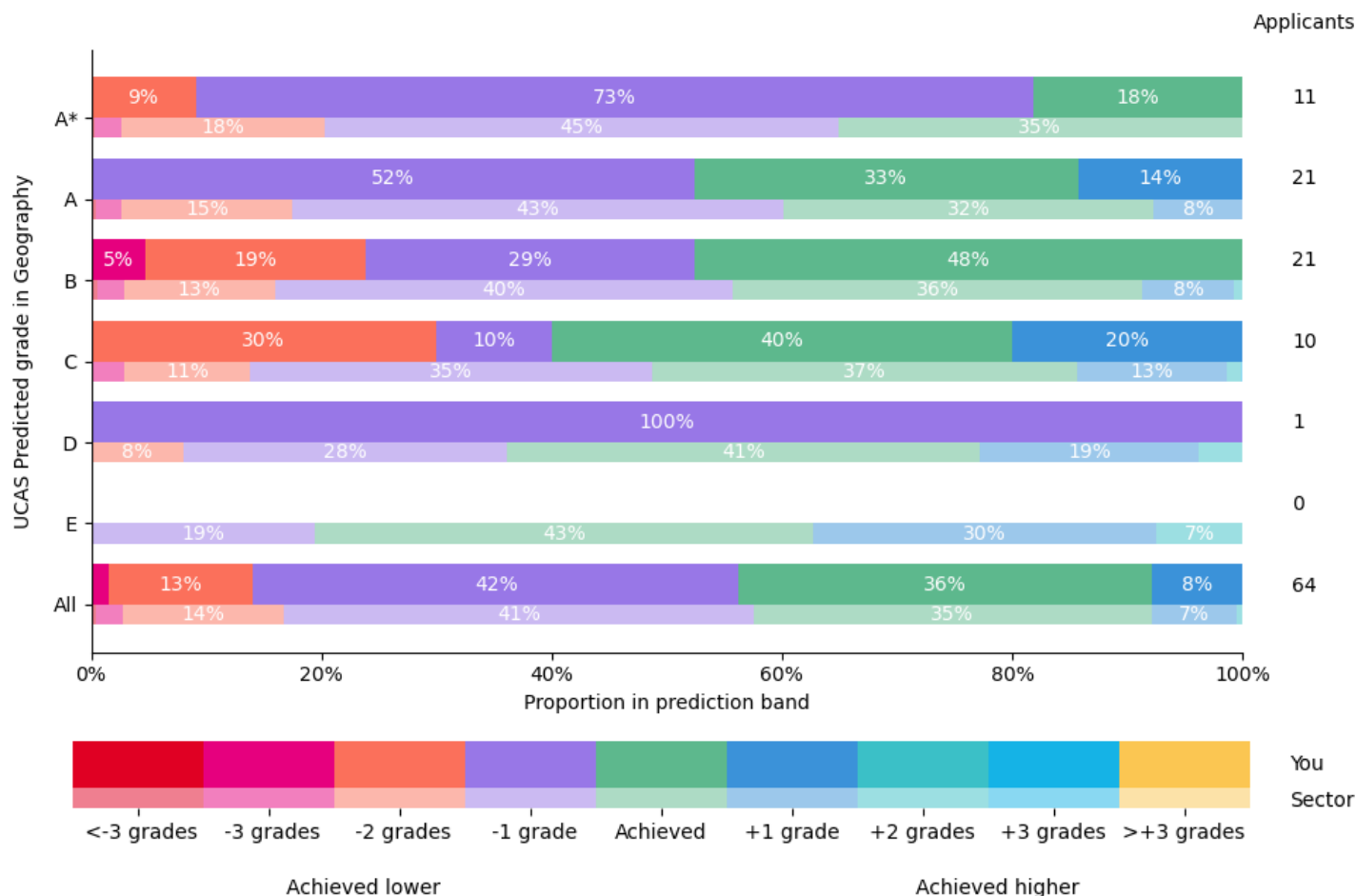
D.29 Proportions of applicants in each prediction band per UCAS predicted grade in Further Mathematics (2025)



D.30 Proportions of applicants in each prediction band per UCAS predicted grade in Further Mathematics (2025)

Prediction Band	A*	A	B	C	D	E	All
Achieved more than 3 grades below predicted	0%	0%	0%				0%
Achieved 3 grades below predicted	10%	0%	0%	0%			6%
Achieved 2 grades below predicted	14%	25%	0%	0%	0%		16%
Achieved 1 grade below predicted	48%	50%	0%	0%	0%	0%	45%
Achieved predicted	29%	13%	100%	100%	0%	0%	29%
Achieved 1 grade above predicted		13%	0%	0%	0%	0%	3%
Achieved 2 grades above predicted			0%	0%	0%	0%	0%
Achieved 3 grades above predicted				0%	0%	0%	0%
Achieved more than 3 grades above predicted					0%	0%	0%

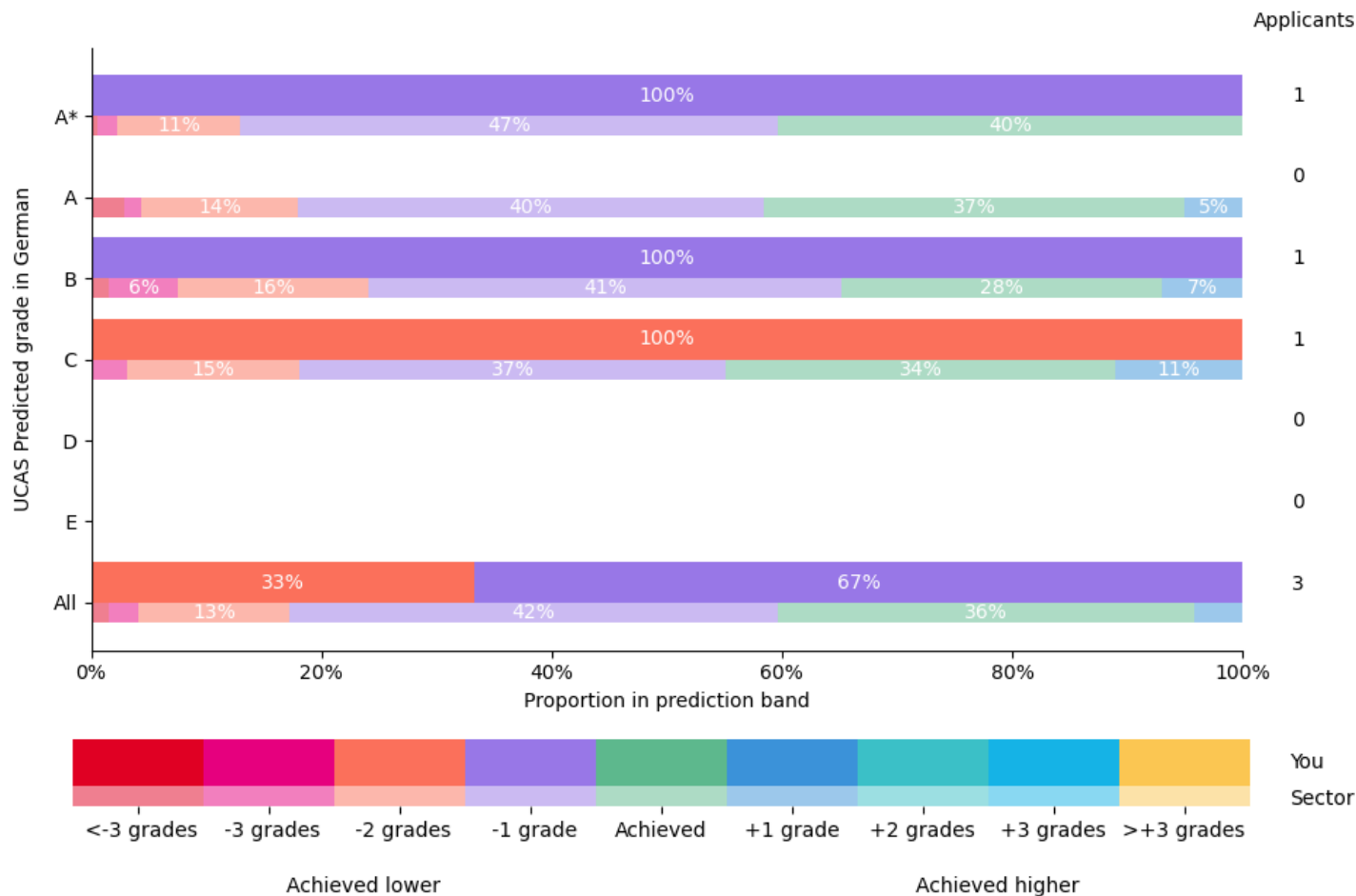
D.31 Proportions of applicants in each prediction band per UCAS predicted grade in Geography (2025)



D.32 Proportions of applicants in each prediction band per UCAS predicted grade in Geography (2025)

Prediction Band	A*	A	B	C	D	E	All
Achieved more than 3 grades below predicted	0%	0%	0%				0%
Achieved 3 grades below predicted	0%	0%	5%	0%			2%
Achieved 2 grades below predicted	9%	0%	19%	30%	0%		13%
Achieved 1 grade below predicted	73%	52%	29%	10%	100%	0%	42%
Achieved predicted	18%	33%	48%	40%	0%	0%	36%
Achieved 1 grade above predicted		14%	0%	20%	0%	0%	8%
Achieved 2 grades above predicted			0%	0%	0%	0%	0%
Achieved 3 grades above predicted				0%	0%	0%	0%
Achieved more than 3 grades above predicted					0%	0%	0%

D.33 Proportions of applicants in each prediction band per UCAS predicted grade in German (2025)



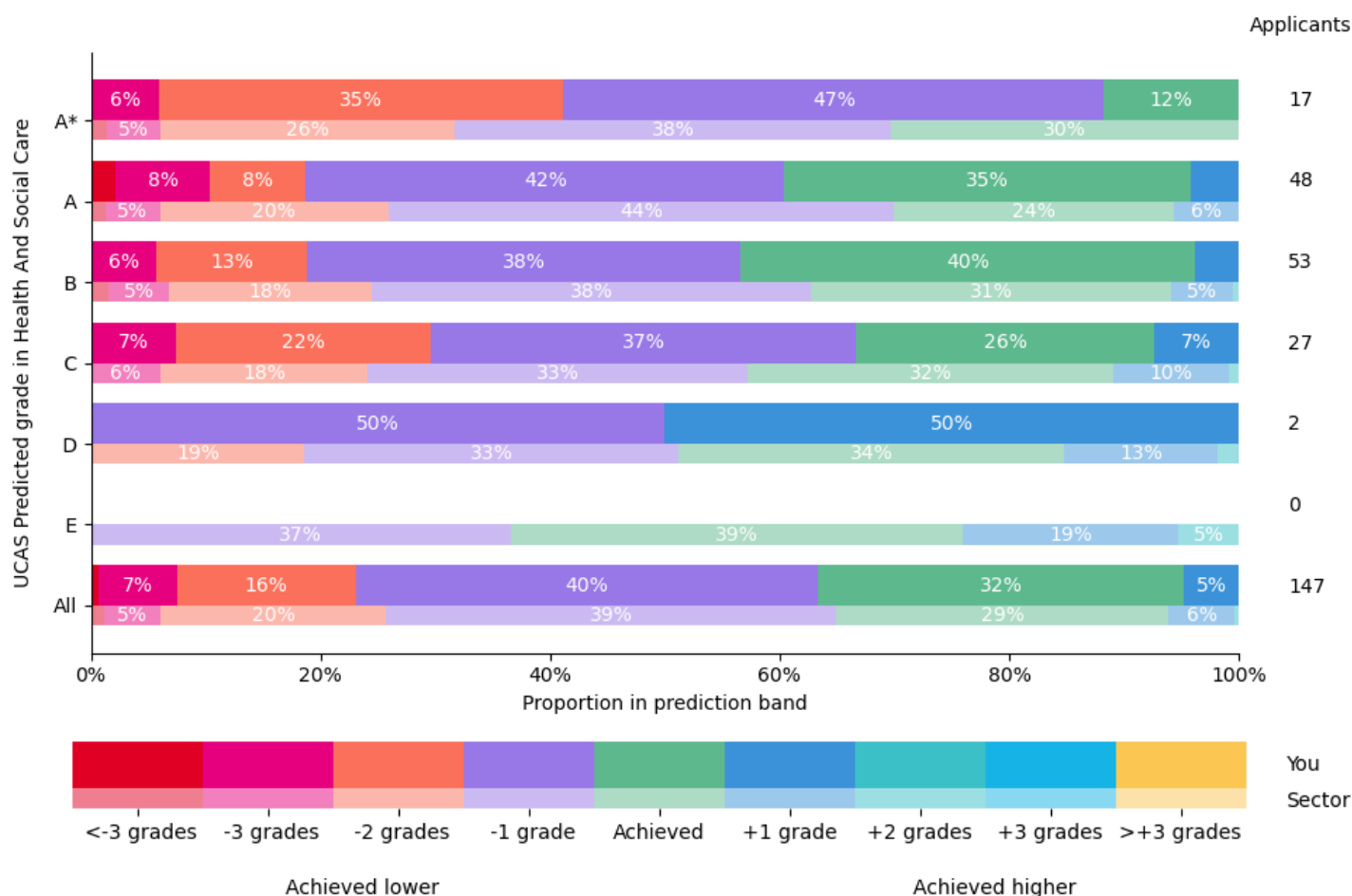
D.34 Proportions of applicants in each prediction band per UCAS predicted grade in German (2025)

Prediction Band	A*	A	B	C	D	E	All
Achieved more than 3 grades below predicted	0%	0%	0%				0%
Achieved 3 grades below predicted	0%	0%	0%	0%			0%
Achieved 2 grades below predicted	0%	0%	0%	100%	0%		33%
Achieved 1 grade below predicted	100%	0%	100%	0%	0%	0%	67%
Achieved predicted	0%	0%	0%	0%	0%	0%	0%
Achieved 1 grade above predicted		0%	0%	0%	0%	0%	0%
Achieved 2 grades above predicted			0%	0%	0%	0%	0%
Achieved 3 grades above predicted				0%	0%	0%	0%
Achieved more than 3 grades above predicted					0%	0%	0%

Note:

In addition to this subject group, German is also included in the Modern European Languages subject group.

D.35 Proportions of applicants in each prediction band per UCAS predicted grade in Health And Social Care (2025)



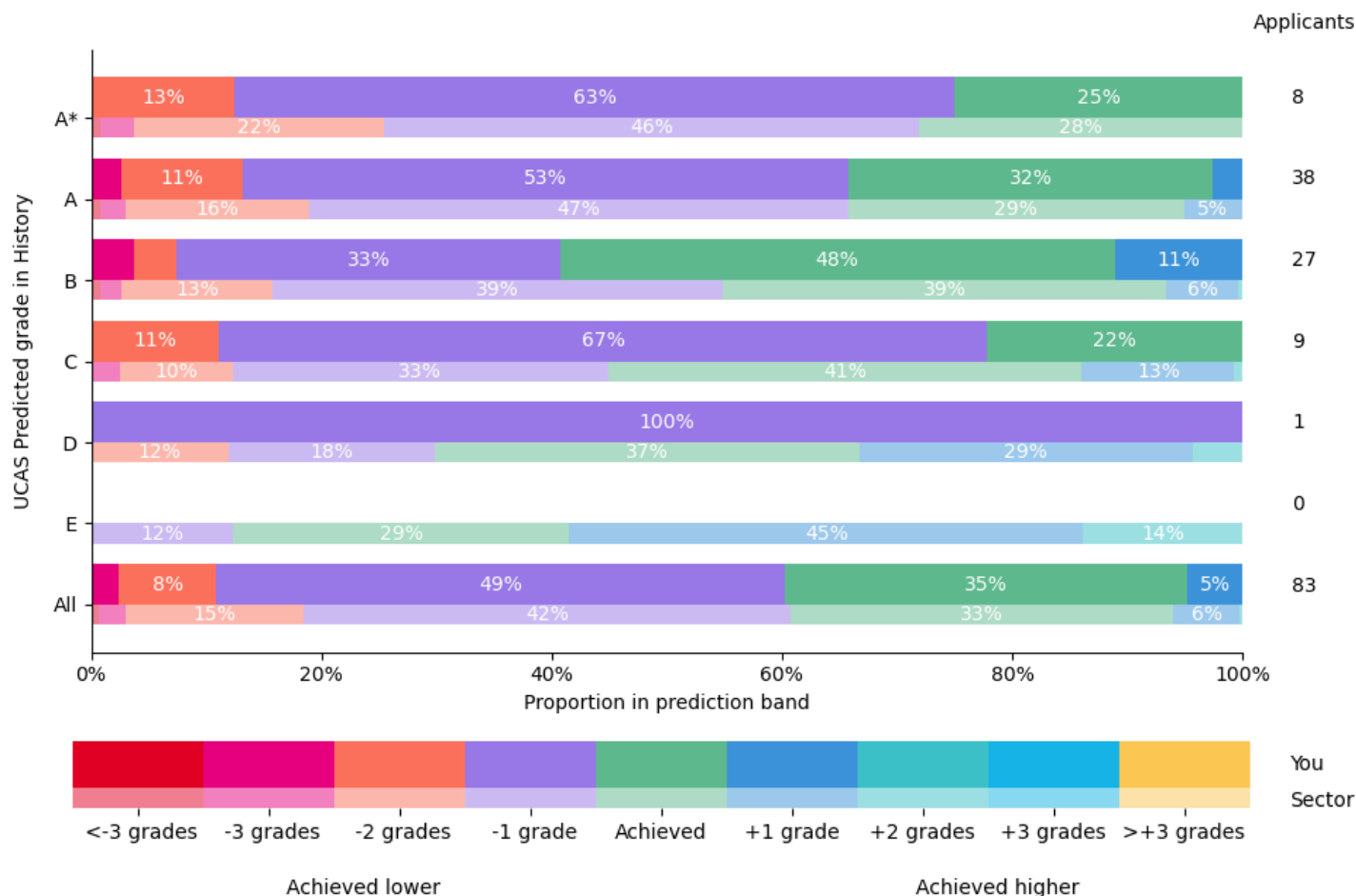
D.36 Proportions of applicants in each prediction band per UCAS predicted grade in Health And Social Care (2025)

Prediction Band	A*	A	B	C	D	E	All
Achieved more than 3 grades below predicted	0%	2%	0%				1%
Achieved 3 grades below predicted	6%	8%	6%	7%			7%
Achieved 2 grades below predicted	35%	8%	13%	22%	0%		16%
Achieved 1 grade below predicted	47%	42%	38%	37%	50%	0%	40%
Achieved predicted	12%	35%	40%	26%	0%	0%	32%
Achieved 1 grade above predicted		4%	4%	7%	50%	0%	5%
Achieved 2 grades above predicted			0%	0%	0%	0%	0%
Achieved 3 grades above predicted				0%	0%	0%	0%
Achieved more than 3 grades above predicted					0%	0%	0%

Note:

Subjects grouped within Health and Social Care include subject titles such as 'Health & Social Care' and 'Psychology'. Psychology is included in this subject group as well as having it's own subject group.

D.37 Proportions of applicants in each prediction band per UCAS predicted grade in History (2025)



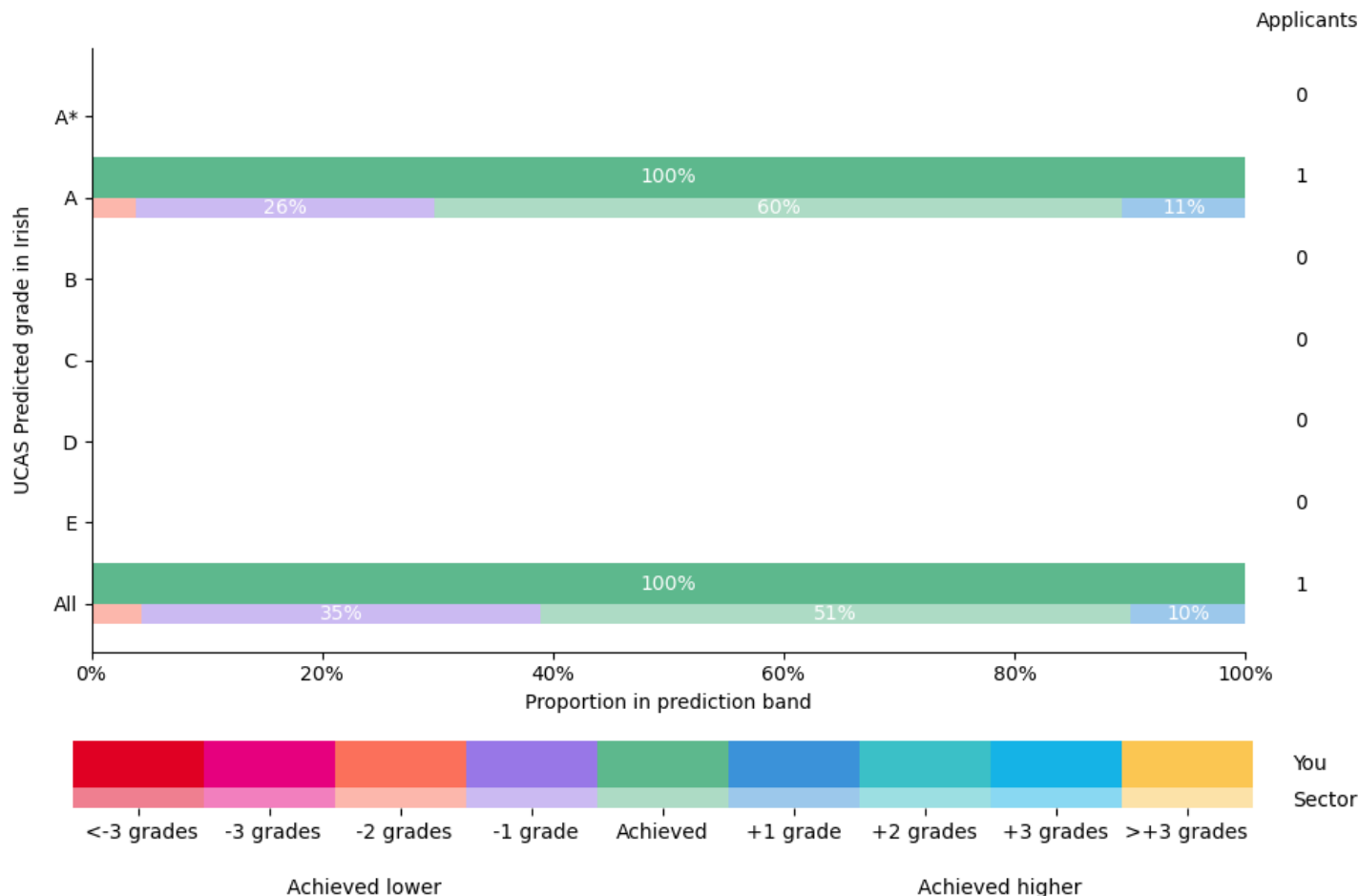
D.38 Proportions of applicants in each prediction band per UCAS predicted grade in History (2025)

Prediction Band	A*	A	B	C	D	E	All
Achieved more than 3 grades below predicted	0%	0%	0%				0%
Achieved 3 grades below predicted	0%	3%	4%	0%			2%
Achieved 2 grades below predicted	13%	11%	4%	11%	0%		8%
Achieved 1 grade below predicted	63%	53%	33%	67%	100%	0%	49%
Achieved predicted	25%	32%	48%	22%	0%	0%	35%
Achieved 1 grade above predicted		3%	11%	0%	0%	0%	5%
Achieved 2 grades above predicted			0%	0%	0%	0%	0%
Achieved 3 grades above predicted				0%	0%	0%	0%
Achieved more than 3 grades above predicted					0%	0%	0%

Note:

Subjects grouped within History include subject titles such as 'History', 'Ancient History', and 'Archaeology'.

D.39 Proportions of applicants in each prediction band per UCAS predicted grade in Irish (2025)



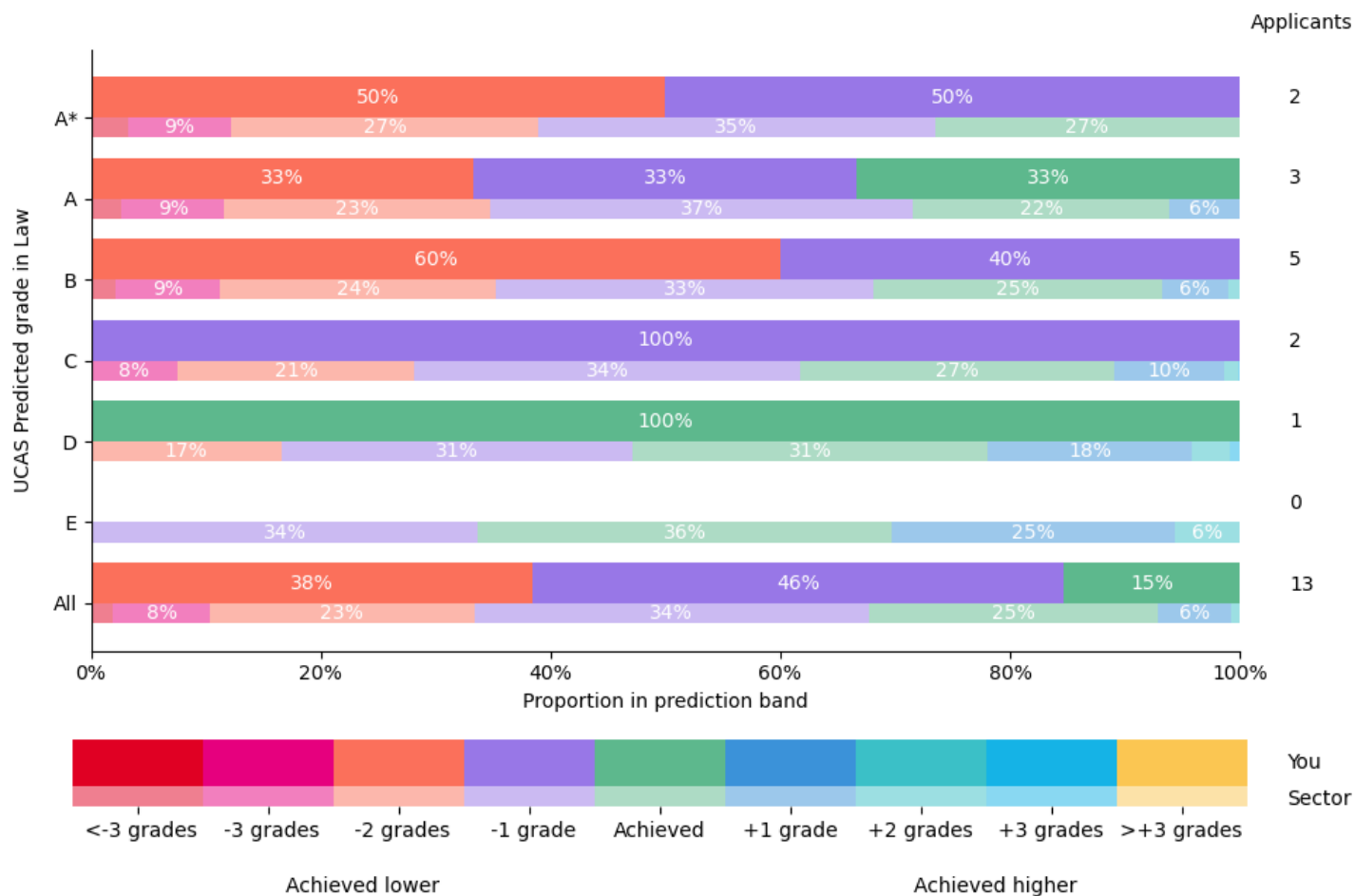
D.40 Proportions of applicants in each prediction band per UCAS predicted grade in Irish (2025)

Prediction Band	A*	A	B	C	D	E	All
Achieved more than 3 grades below predicted	0%	0%	0%				0%
Achieved 3 grades below predicted	0%	0%	0%	0%			0%
Achieved 2 grades below predicted	0%	0%	0%	0%	0%		0%
Achieved 1 grade below predicted	0%	0%	0%	0%	0%	0%	0%
Achieved predicted	0%	100%	0%	0%	0%	0%	100%
Achieved 1 grade above predicted		0%	0%	0%	0%	0%	0%
Achieved 2 grades above predicted			0%	0%	0%	0%	0%
Achieved 3 grades above predicted				0%	0%	0%	0%
Achieved more than 3 grades above predicted					0%	0%	0%

Note:

In addition to this subject group, Irish is also included in the Modern European Languages subject group.

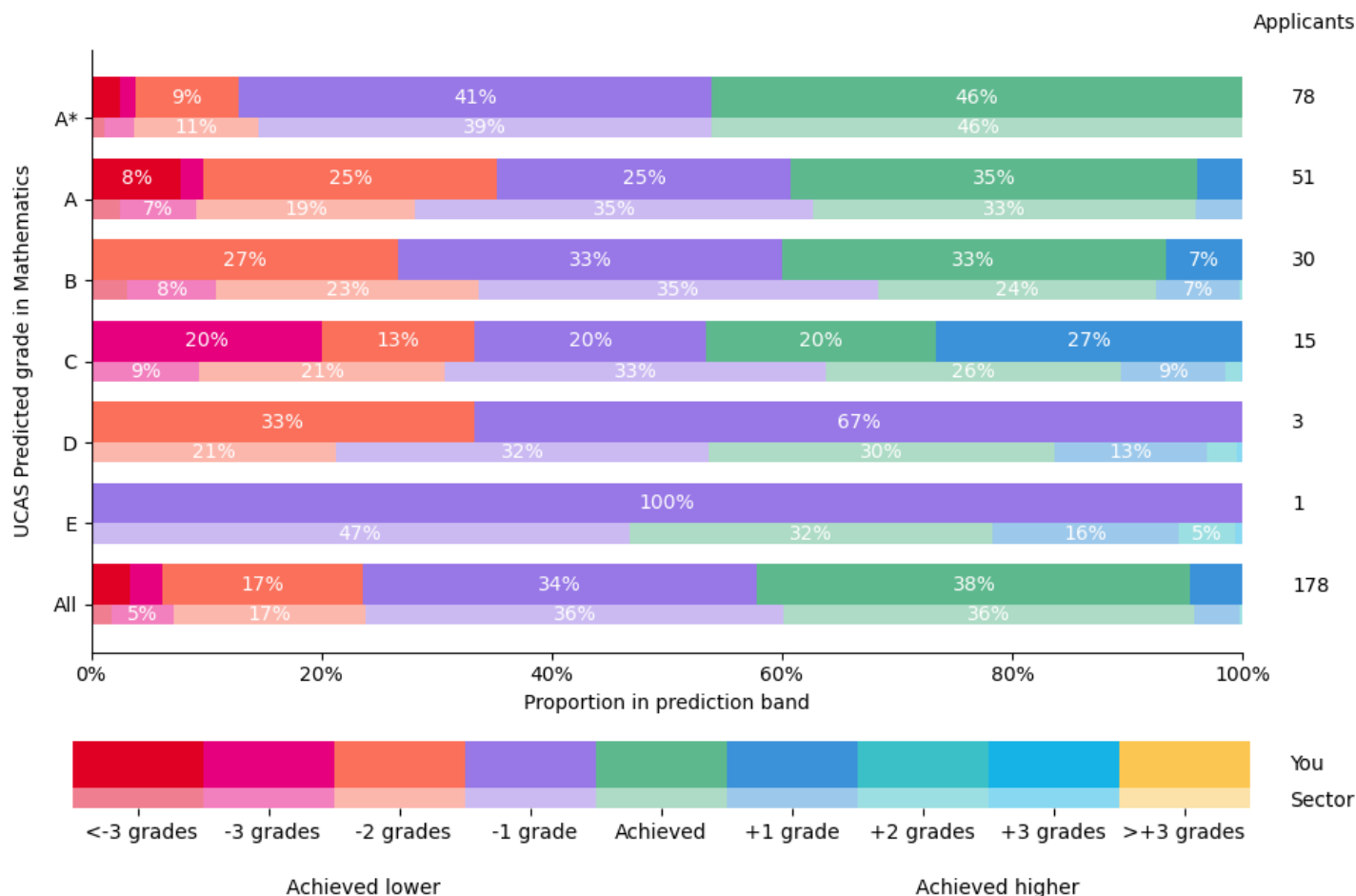
D.41 Proportions of applicants in each prediction band per UCAS predicted grade in Law (2025)



D.42 Proportions of applicants in each prediction band per UCAS predicted grade in Law (2025)

Prediction Band	A*	A	B	C	D	E	All
Achieved more than 3 grades below predicted	0%	0%	0%				0%
Achieved 3 grades below predicted	0%	0%	0%	0%			0%
Achieved 2 grades below predicted	50%	33%	60%	0%	0%		38%
Achieved 1 grade below predicted	50%	33%	40%	100%	0%	0%	46%
Achieved predicted	0%	33%	0%	0%	100%	0%	15%
Achieved 1 grade above predicted		0%	0%	0%	0%	0%	0%
Achieved 2 grades above predicted			0%	0%	0%	0%	0%
Achieved 3 grades above predicted				0%	0%	0%	0%
Achieved more than 3 grades above predicted					0%	0%	0%

D.43 Proportions of applicants in each prediction band per UCAS predicted grade in Mathematics (2025)



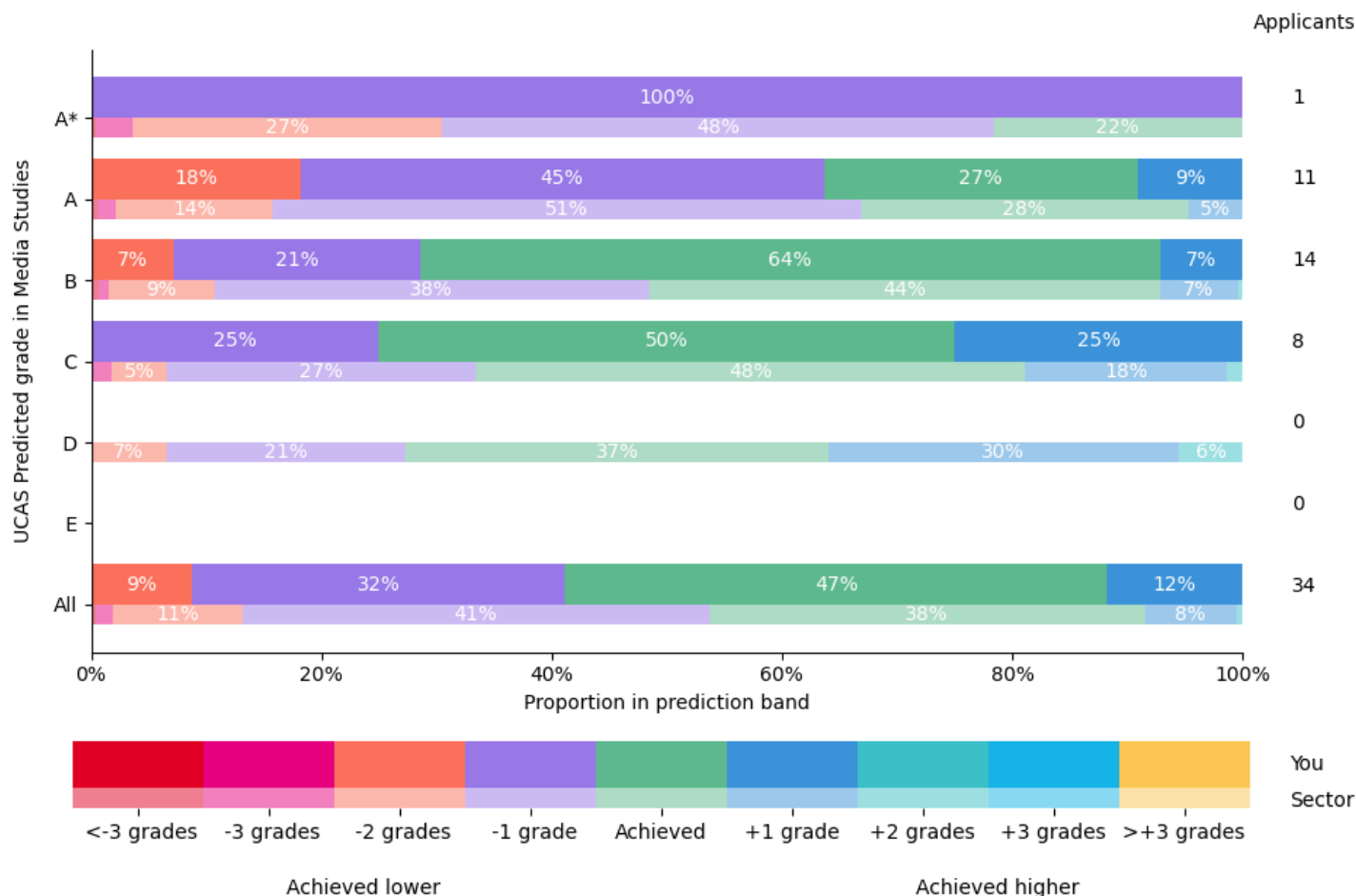
D.44 Proportions of applicants in each prediction band per UCAS predicted grade in Mathematics (2025)

Prediction Band	A*	A	B	C	D	E	All
Achieved more than 3 grades below predicted	3%	8%	0%				3%
Achieved 3 grades below predicted	1%	2%	0%	20%			3%
Achieved 2 grades below predicted	9%	25%	27%	13%	33%		17%
Achieved 1 grade below predicted	41%	25%	33%	20%	67%	100%	34%
Achieved predicted	46%	35%	33%	20%	0%	0%	38%
Achieved 1 grade above predicted		4%	7%	27%	0%	0%	4%
Achieved 2 grades above predicted			0%	0%	0%	0%	0%
Achieved 3 grades above predicted				0%	0%	0%	0%
Achieved more than 3 grades above predicted					0%	0%	0%

Note:

Subjects grouped within Mathematics include subject titles such as 'Mathematics' and 'Pure Mathematics'. Further Mathematics is not included in this subject group.

D.45 Proportions of applicants in each prediction band per UCAS predicted grade in Media Studies (2025)



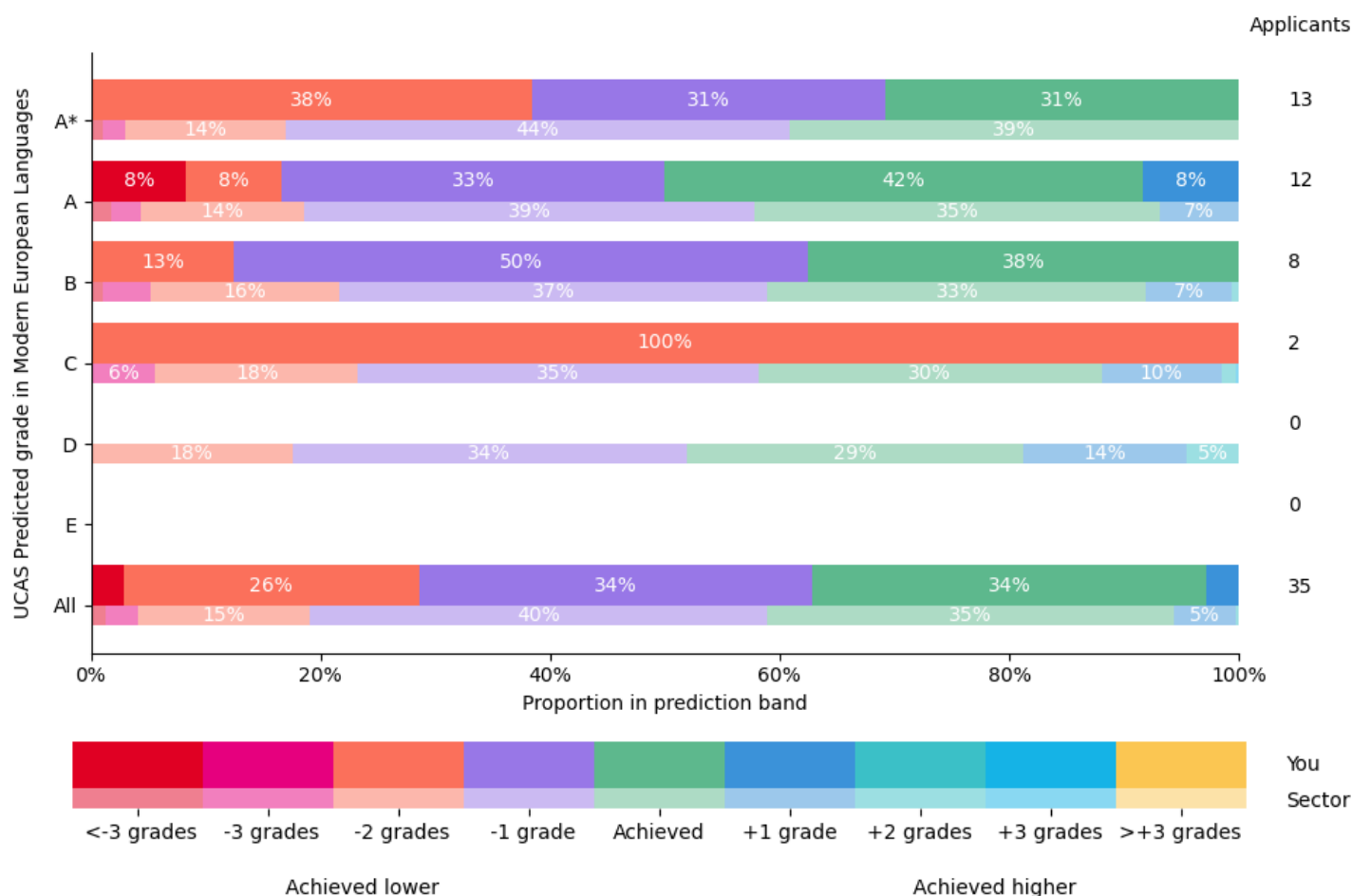
D.46 Proportions of applicants in each prediction band per UCAS predicted grade in Media Studies (2025)

Prediction Band	A*	A	B	C	D	E	All
Achieved more than 3 grades below predicted	0%	0%	0%				0%
Achieved 3 grades below predicted	0%	0%	0%	0%			0%
Achieved 2 grades below predicted	0%	18%	7%	0%	0%		9%
Achieved 1 grade below predicted	100%	45%	21%	25%	0%	0%	32%
Achieved predicted	0%	27%	64%	50%	0%	0%	47%
Achieved 1 grade above predicted		9%	7%	25%	0%	0%	12%
Achieved 2 grades above predicted			0%	0%	0%	0%	0%
Achieved 3 grades above predicted				0%	0%	0%	0%
Achieved more than 3 grades above predicted					0%	0%	0%

Note:

Subjects grouped within Media Studies include subject titles such as 'Media Studies', 'Communication and Culture', 'Communication Studies', and 'Journalism and Media'. Film and Television Studies is included in this subject group as well as having it's own subject group.

D.47 Proportions of applicants in each prediction band per UCAS predicted grade in Modern European Languages (2025)



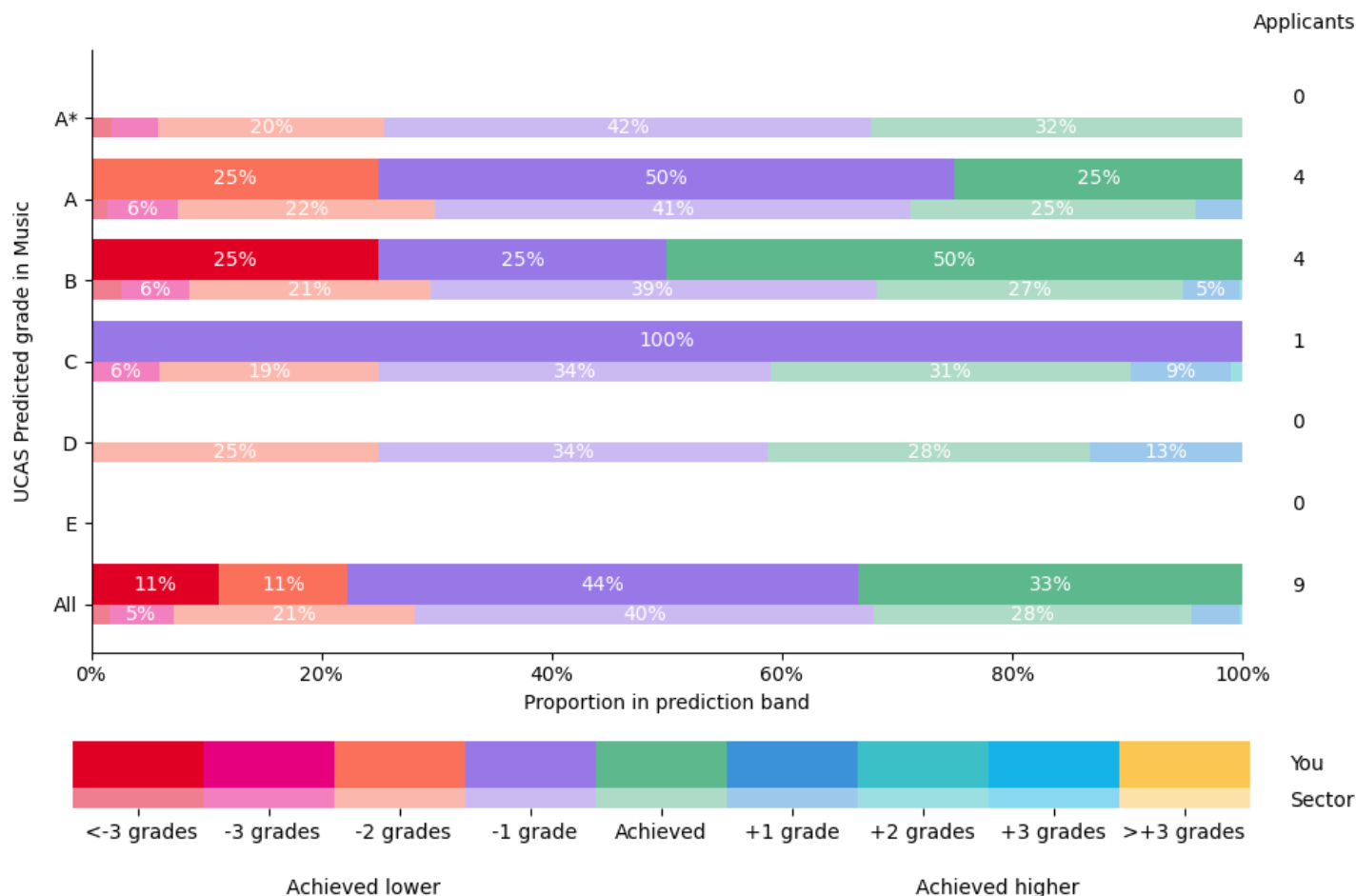
D.48 Proportions of applicants in each prediction band per UCAS predicted grade in Modern European Languages (2025)

Prediction Band	A*	A	B	C	D	E	All
Achieved more than 3 grades below predicted	0%	8%	0%				3%
Achieved 3 grades below predicted	0%	0%	0%	0%			0%
Achieved 2 grades below predicted	38%	8%	13%	100%	0%		26%
Achieved 1 grade below predicted	31%	33%	50%	0%	0%	0%	34%
Achieved predicted	31%	42%	38%	0%	0%	0%	34%
Achieved 1 grade above predicted		8%	0%	0%	0%	0%	3%
Achieved 2 grades above predicted			0%	0%	0%	0%	0%
Achieved 3 grades above predicted				0%	0%	0%	0%
Achieved more than 3 grades above predicted					0%	0%	0%

Note:

Subjects grouped within Modern European Languages include subject titles such as 'Dutch', 'German', 'Greek', 'Irish', 'Italian', 'Polish', 'Portuguese', 'Russian', 'Spanish', and 'Welsh'. In addition to being included in this subject group, French, German, Spanish, Italian, Welsh and Irish have their own subject group as well.

D.49 Proportions of applicants in each prediction band per UCAS predicted grade in Music (2025)



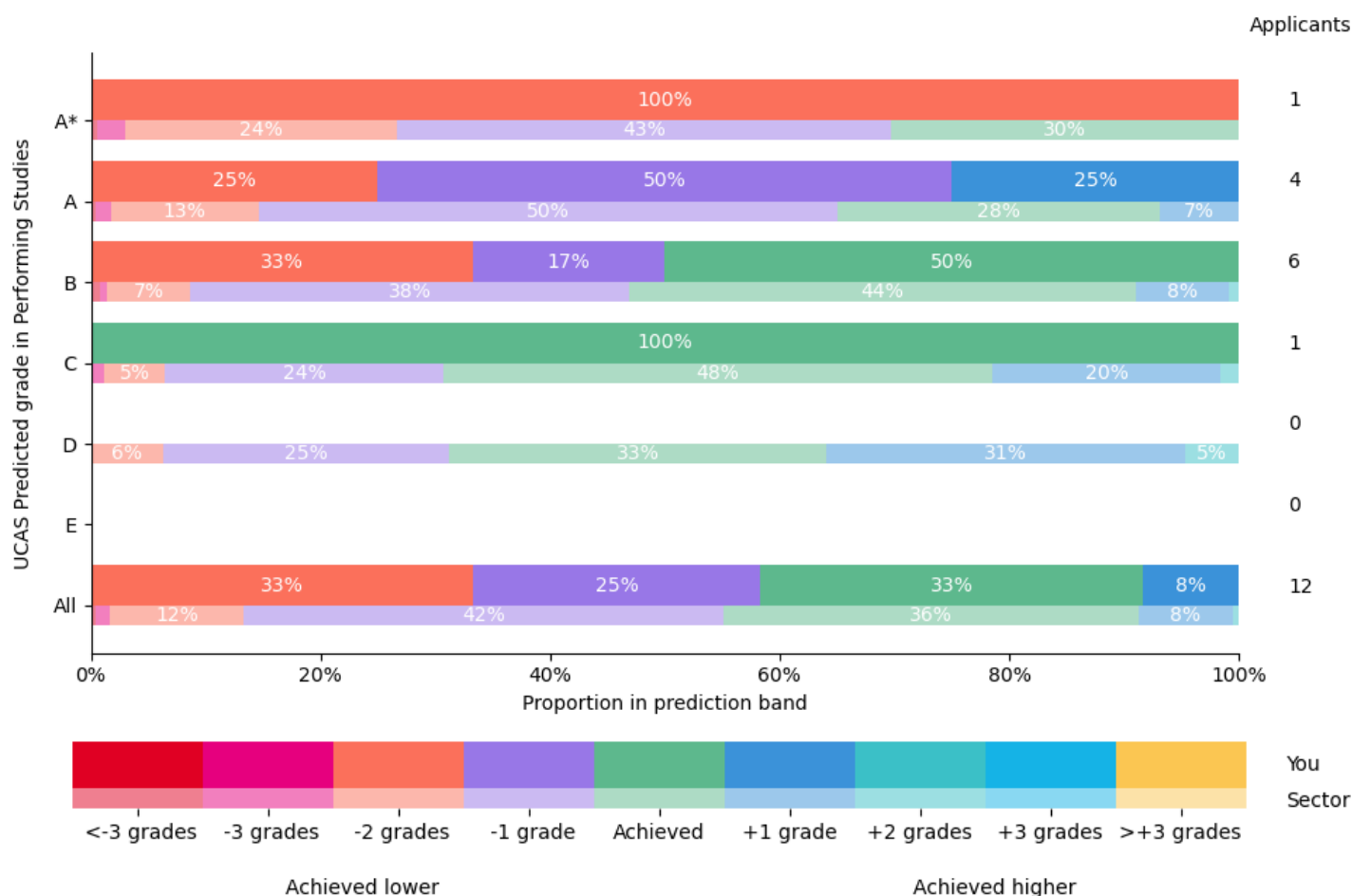
D.50 Proportions of applicants in each prediction band per UCAS predicted grade in Music (2025)

Prediction Band	A*	A	B	C	D	E	All
Achieved more than 3 grades below predicted	0%	0%	25%				11%
Achieved 3 grades below predicted	0%	0%	0%	0%			0%
Achieved 2 grades below predicted	0%	25%	0%	0%	0%		11%
Achieved 1 grade below predicted	0%	50%	25%	100%	0%	0%	44%
Achieved predicted	0%	25%	50%	0%	0%	0%	33%
Achieved 1 grade above predicted		0%	0%	0%	0%	0%	0%
Achieved 2 grades above predicted			0%	0%	0%	0%	0%
Achieved 3 grades above predicted				0%	0%	0%	0%
Achieved more than 3 grades above predicted					0%	0%	0%

Note:

Subjects grouped within Music include subject titles such as 'Music', 'Music Technology', 'Music (Practical)', and 'Music (Theoretical)'.

D.51 Proportions of applicants in each prediction band per UCAS predicted grade in Performing Studies (2025)



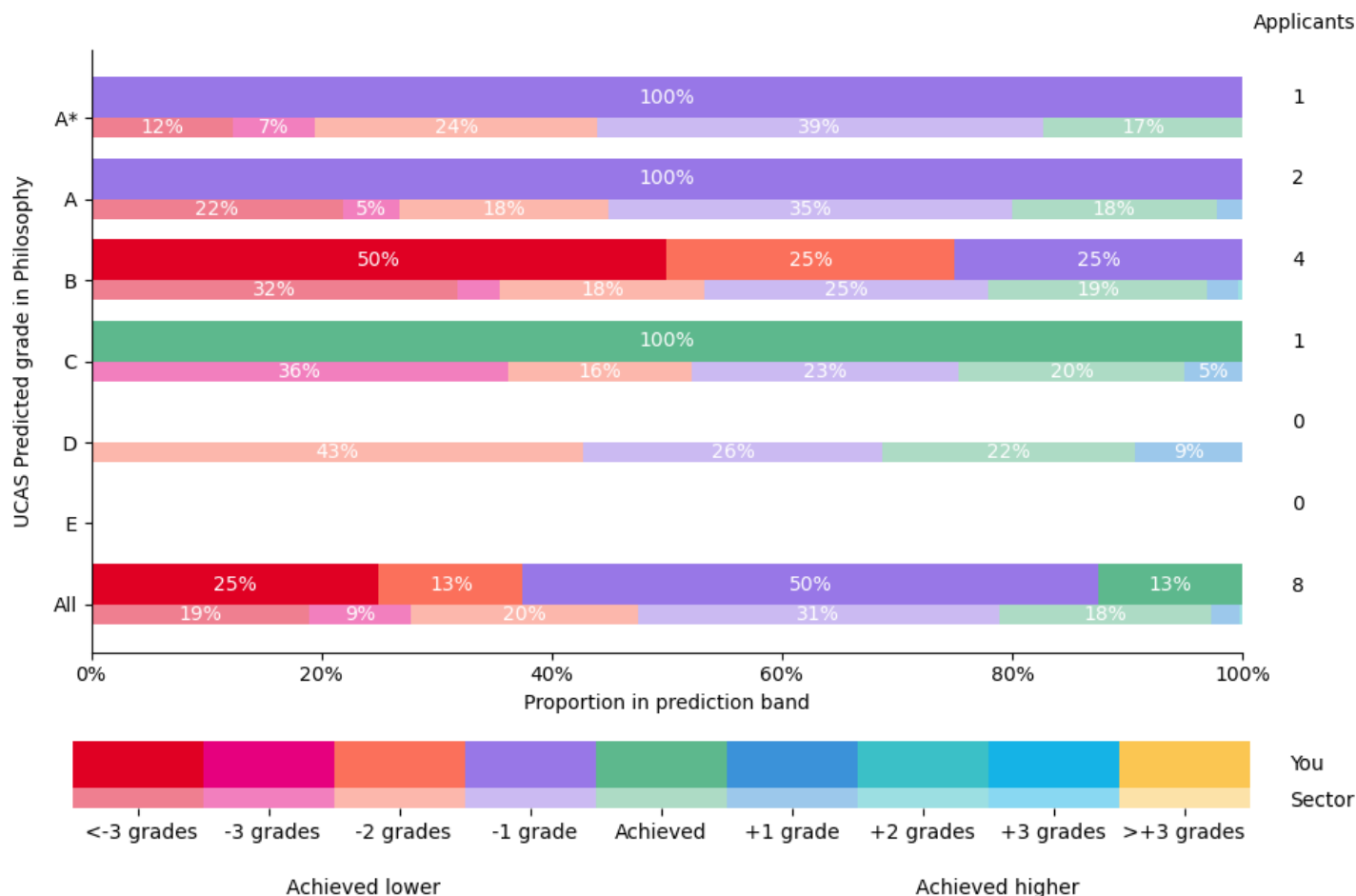
D.52 Proportions of applicants in each prediction band per UCAS predicted grade in Performing Studies (2025)

Prediction Band	A*	A	B	C	D	E	All
Achieved more than 3 grades below predicted	0%	0%	0%				0%
Achieved 3 grades below predicted	0%	0%	0%	0%			0%
Achieved 2 grades below predicted	100%	25%	33%	0%	0%		33%
Achieved 1 grade below predicted	0%	50%	17%	0%	0%	0%	25%
Achieved predicted	0%	0%	50%	100%	0%	0%	33%
Achieved 1 grade above predicted		25%	0%	0%	0%	0%	8%
Achieved 2 grades above predicted			0%	0%	0%	0%	0%
Achieved 3 grades above predicted				0%	0%	0%	0%
Achieved more than 3 grades above predicted					0%	0%	0%

Note:

Subjects grouped within Performing Studies include subject titles such as 'Dance', 'Drama', 'Theatre Studies', and 'Performing Arts'. In addition to being included within this subject group, Drama and Dance also have their own subject groups.

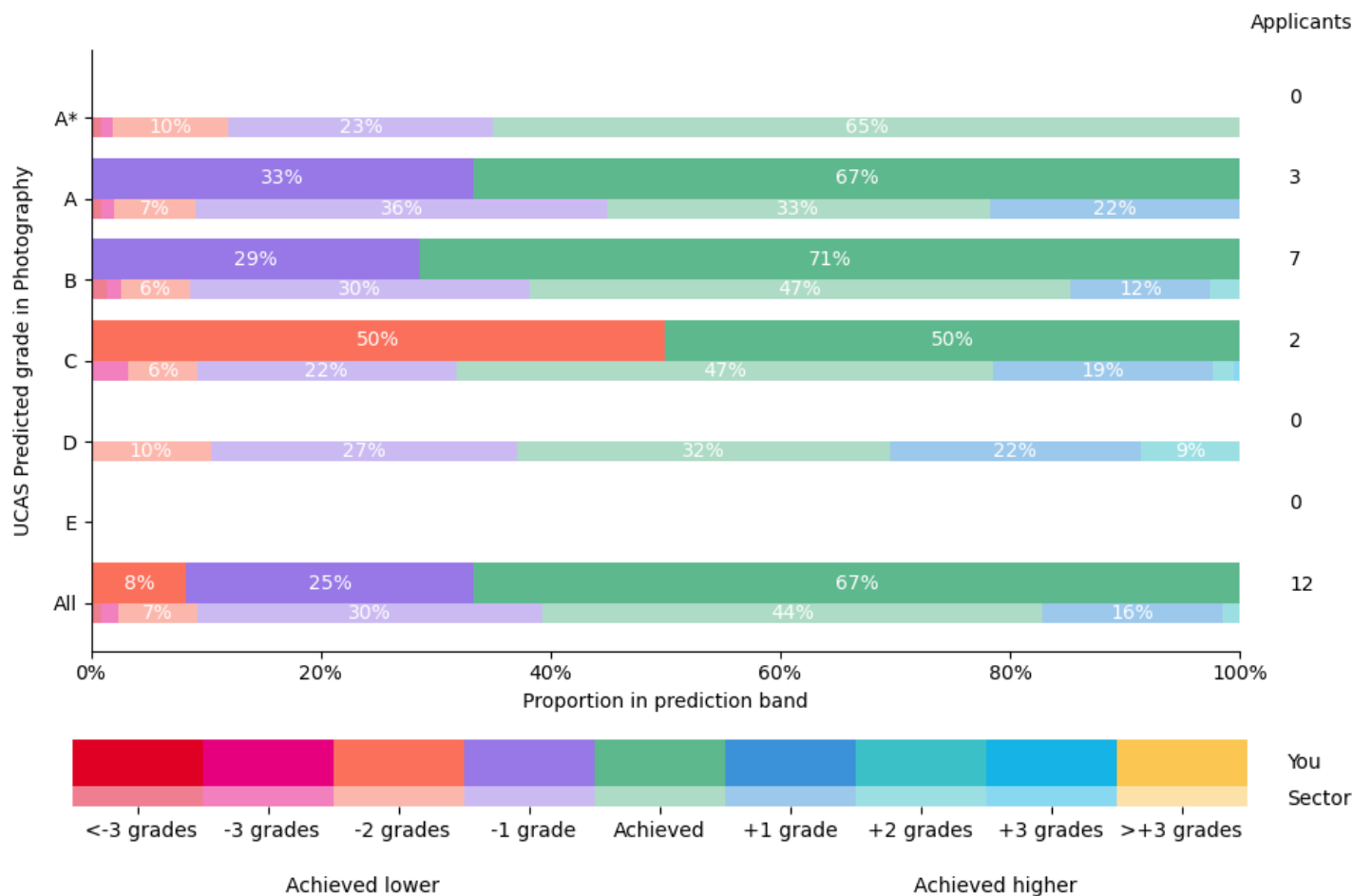
D.53 Proportions of applicants in each prediction band per UCAS predicted grade in Philosophy (2025)



D.54 Proportions of applicants in each prediction band per UCAS predicted grade in Philosophy (2025)

Prediction Band	A*	A	B	C	D	E	All
Achieved more than 3 grades below predicted	0%	0%	50%				25%
Achieved 3 grades below predicted	0%	0%	0%	0%			0%
Achieved 2 grades below predicted	0%	0%	25%	0%	0%		13%
Achieved 1 grade below predicted	100%	100%	25%	0%	0%	0%	50%
Achieved predicted	0%	0%	0%	100%	0%	0%	13%
Achieved 1 grade above predicted		0%	0%	0%	0%	0%	0%
Achieved 2 grades above predicted			0%	0%	0%	0%	0%
Achieved 3 grades above predicted				0%	0%	0%	0%
Achieved more than 3 grades above predicted					0%	0%	0%

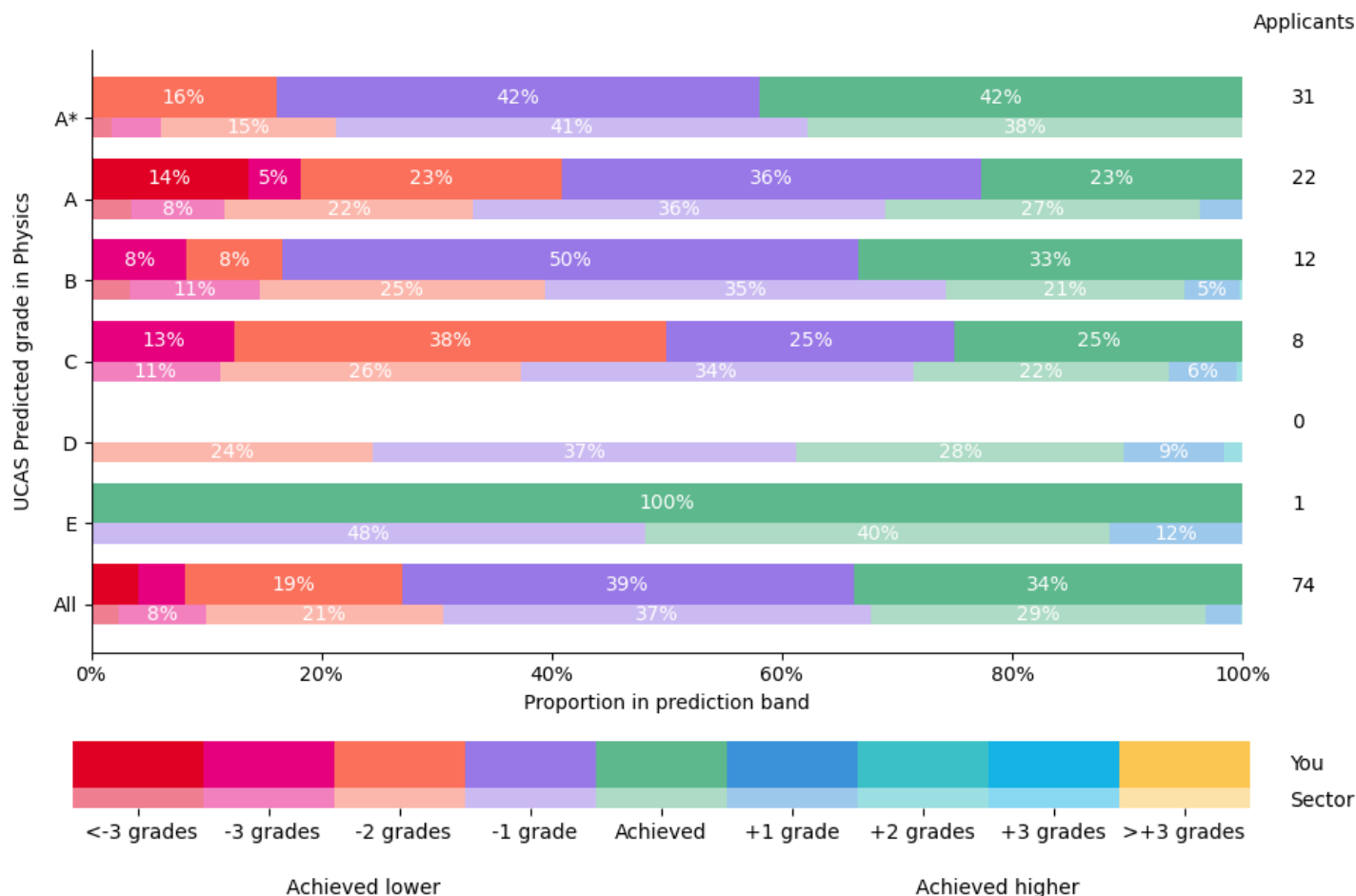
D.55 Proportions of applicants in each prediction band per UCAS predicted grade in Photography (2025)



D.56 Proportions of applicants in each prediction band per UCAS predicted grade in Photography (2025)

Prediction Band	A*	A	B	C	D	E	All
Achieved more than 3 grades below predicted	0%	0%	0%				0%
Achieved 3 grades below predicted	0%	0%	0%	0%			0%
Achieved 2 grades below predicted	0%	0%	0%	50%	0%		8%
Achieved 1 grade below predicted	0%	33%	29%	0%	0%	0%	25%
Achieved predicted	0%	67%	71%	50%	0%	0%	67%
Achieved 1 grade above predicted		0%	0%	0%	0%	0%	0%
Achieved 2 grades above predicted			0%	0%	0%	0%	0%
Achieved 3 grades above predicted				0%	0%	0%	0%
Achieved more than 3 grades above predicted					0%	0%	0%

D.57 Proportions of applicants in each prediction band per UCAS predicted grade in Physics (2025)



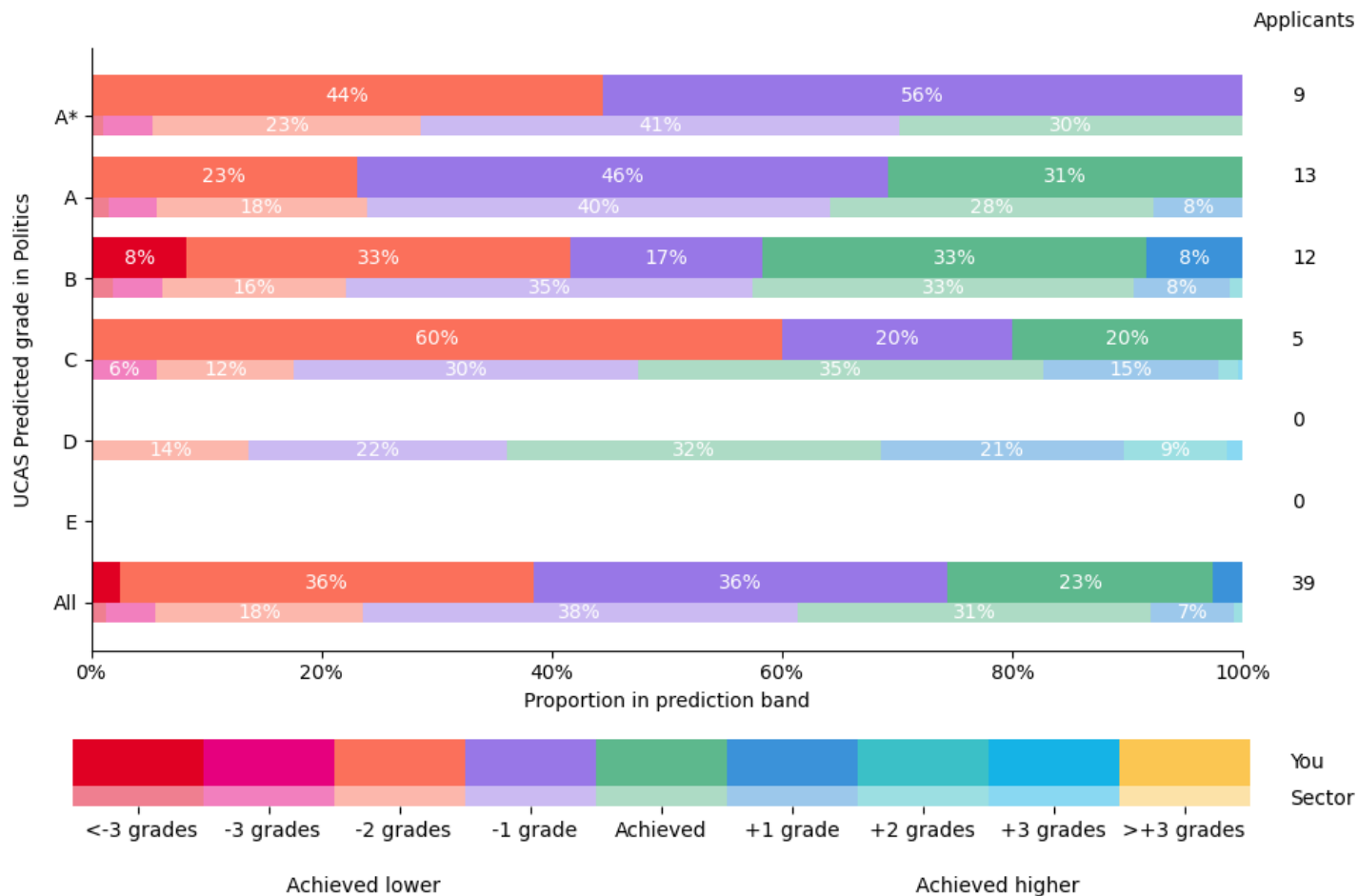
D.58 Proportions of applicants in each prediction band per UCAS predicted grade in Physics (2025)

Prediction Band	A*	A	B	C	D	E	All
Achieved more than 3 grades below predicted	0%	14%	0%				4%
Achieved 3 grades below predicted	0%	5%	8%	13%			4%
Achieved 2 grades below predicted	16%	23%	8%	38%	0%		19%
Achieved 1 grade below predicted	42%	36%	50%	25%	0%	0%	39%
Achieved predicted	42%	23%	33%	25%	0%	100%	34%
Achieved 1 grade above predicted		0%	0%	0%	0%	0%	0%
Achieved 2 grades above predicted			0%	0%	0%	0%	0%
Achieved 3 grades above predicted				0%	0%	0%	0%
Achieved more than 3 grades above predicted					0%	0%	0%

Note:

In addition to this subject group, Physics is also included in the overall Science subject group.

D.59 Proportions of applicants in each prediction band per UCAS predicted grade in Politics (2025)



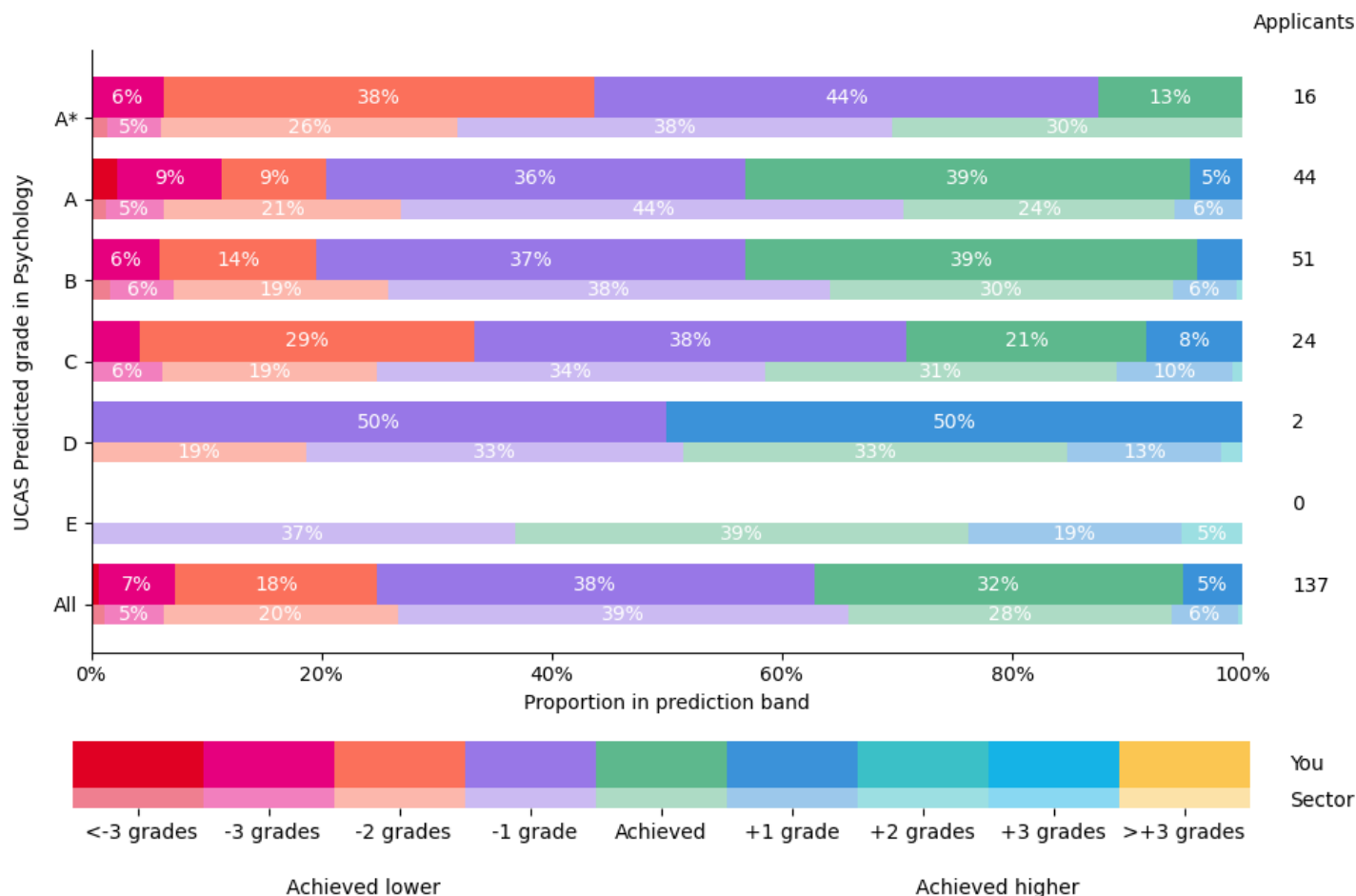
D.60 Proportions of applicants in each prediction band per UCAS predicted grade in Politics (2025)

Prediction Band	A*	A	B	C	D	E	All
Achieved more than 3 grades below predicted	0%	0%	8%				3%
Achieved 3 grades below predicted	0%	0%	0%	0%			0%
Achieved 2 grades below predicted	44%	23%	33%	60%	0%		36%
Achieved 1 grade below predicted	56%	46%	17%	20%	0%	0%	36%
Achieved predicted	0%	31%	33%	20%	0%	0%	23%
Achieved 1 grade above predicted		0%	8%	0%	0%	0%	3%
Achieved 2 grades above predicted			0%	0%	0%	0%	0%
Achieved 3 grades above predicted				0%	0%	0%	0%
Achieved more than 3 grades above predicted					0%	0%	0%

Note:

Subjects grouped within Politics include subject titles such as 'Politics' and 'Government and Politics'.

D.61 Proportions of applicants in each prediction band per UCAS predicted grade in Psychology (2025)



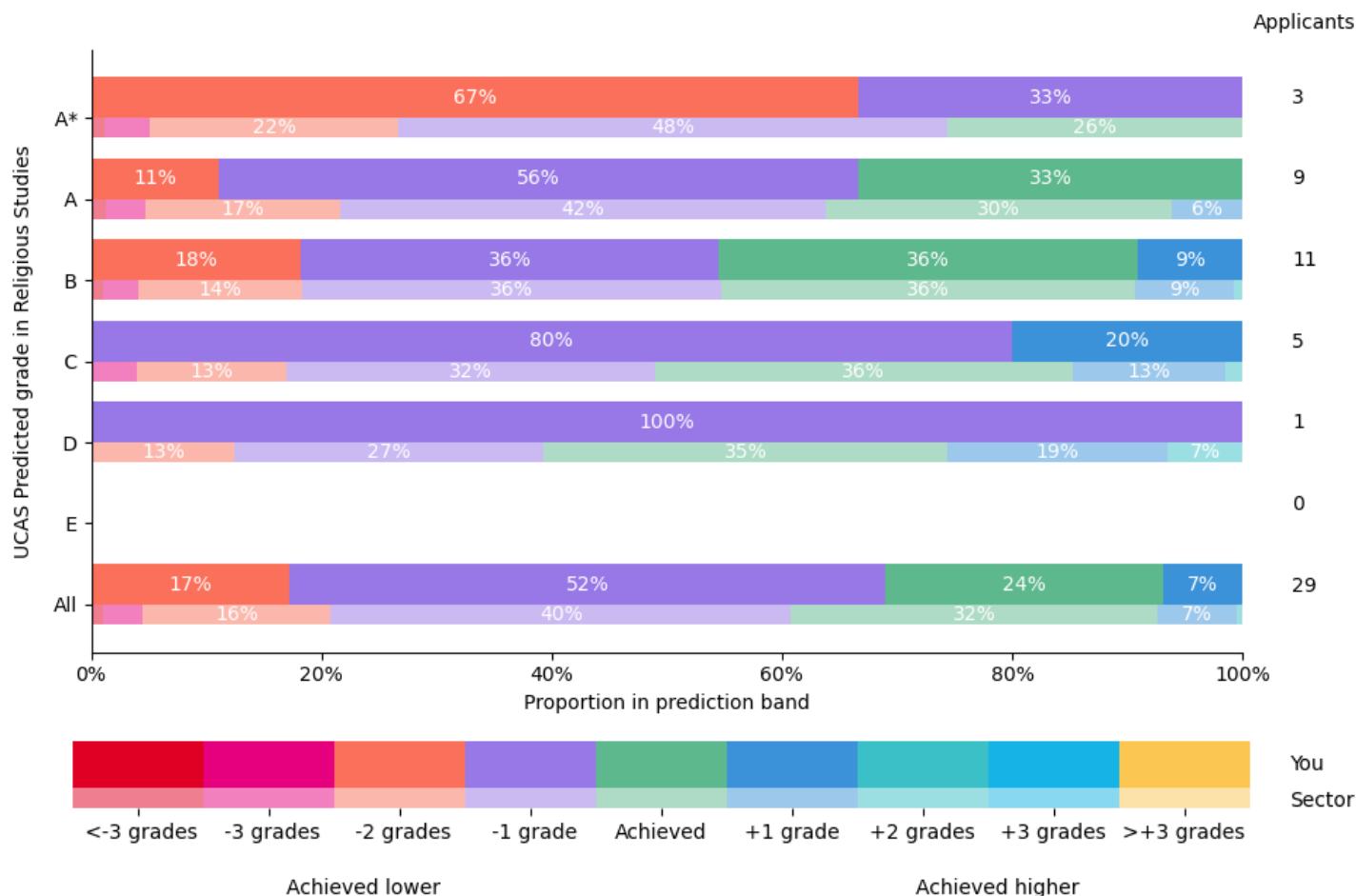
D.62 Proportions of applicants in each prediction band per UCAS predicted grade in Psychology (2025)

Prediction Band	A*	A	B	C	D	E	All
Achieved more than 3 grades below predicted	0%	2%	0%				1%
Achieved 3 grades below predicted	6%	9%	6%	4%			7%
Achieved 2 grades below predicted	38%	9%	14%	29%	0%		18%
Achieved 1 grade below predicted	44%	36%	37%	38%	50%	0%	38%
Achieved predicted	13%	39%	39%	21%	0%	0%	32%
Achieved 1 grade above predicted		5%	4%	8%	50%	0%	5%
Achieved 2 grades above predicted			0%	0%	0%	0%	0%
Achieved 3 grades above predicted				0%	0%	0%	0%
Achieved more than 3 grades above predicted					0%	0%	0%

Note:

In addition to this subject group, Psychology is also included in the Health and Social Care subject group.

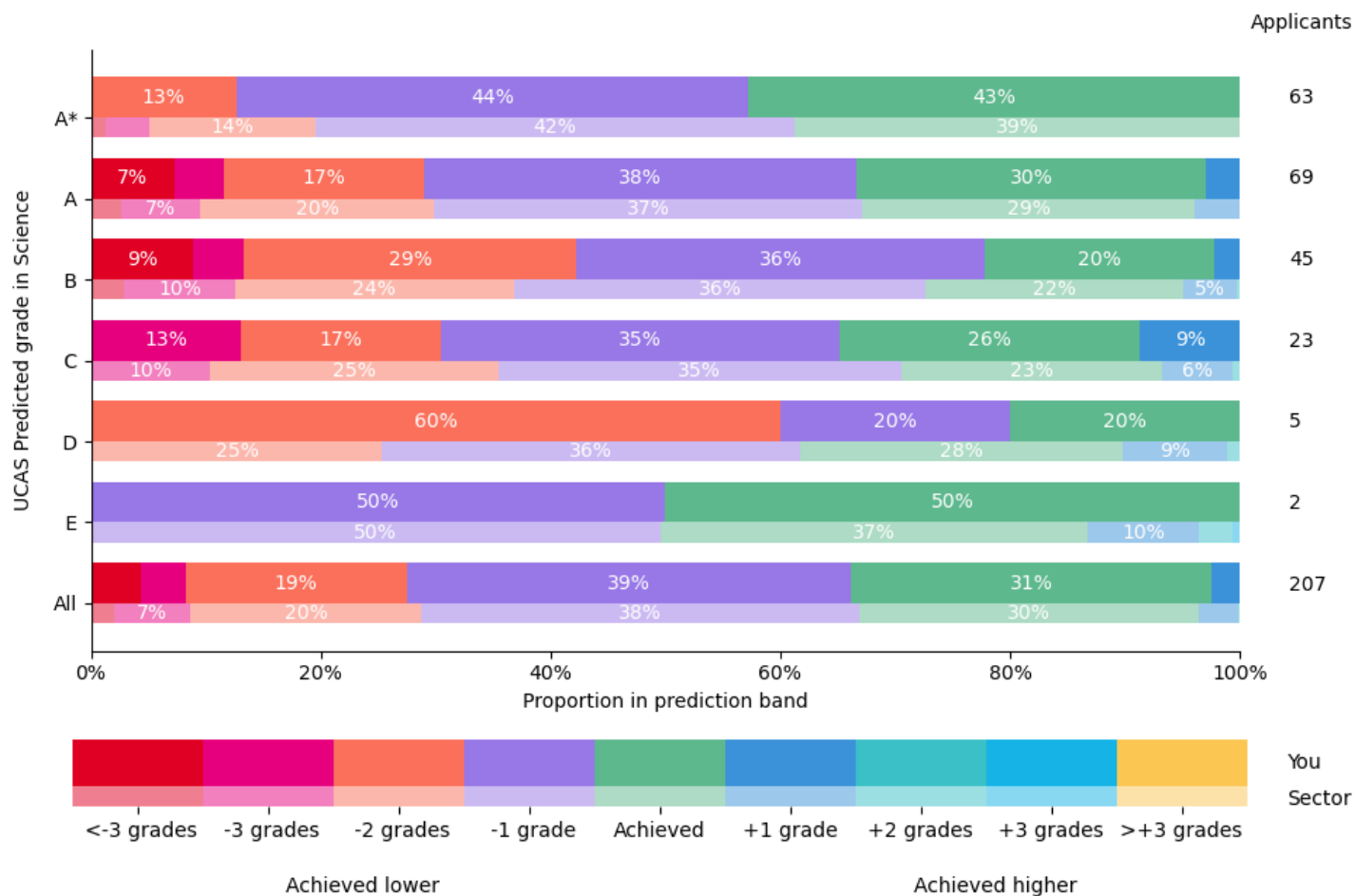
D.63 Proportions of applicants in each prediction band per UCAS predicted grade in Religious Studies (2025)



D.64 Proportions of applicants in each prediction band per UCAS predicted grade in Religious Studies (2025)

Prediction Band	A*	A	B	C	D	E	All
Achieved more than 3 grades below predicted	0%	0%	0%				0%
Achieved 3 grades below predicted	0%	0%	0%	0%			0%
Achieved 2 grades below predicted	67%	11%	18%	0%	0%		17%
Achieved 1 grade below predicted	33%	56%	36%	80%	100%	0%	52%
Achieved predicted	0%	33%	36%	0%	0%	0%	24%
Achieved 1 grade above predicted		0%	9%	20%	0%	0%	7%
Achieved 2 grades above predicted			0%	0%	0%	0%	0%
Achieved 3 grades above predicted				0%	0%	0%	0%
Achieved more than 3 grades above predicted					0%	0%	0%

D.65 Proportions of applicants in each prediction band per UCAS predicted grade in Science (2025)



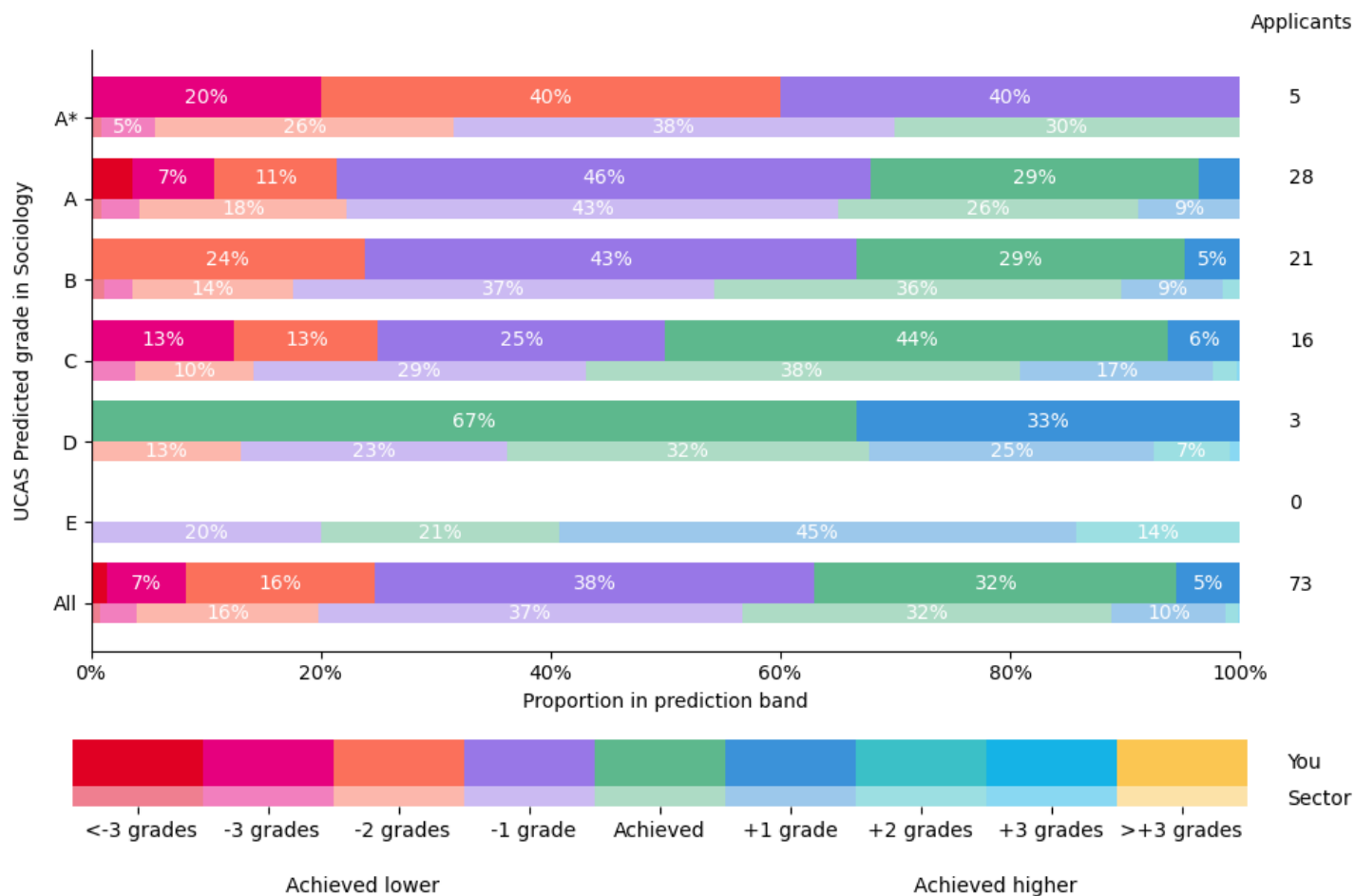
D.66 Proportions of applicants in each prediction band per UCAS predicted grade in Science (2025)

Prediction Band	A*	A	B	C	D	E	All
Achieved more than 3 grades below predicted	0%	7%	9%				4%
Achieved 3 grades below predicted	0%	4%	4%	13%			4%
Achieved 2 grades below predicted	13%	17%	29%	17%	60%		19%
Achieved 1 grade below predicted	44%	38%	36%	35%	20%	50%	39%
Achieved predicted	43%	30%	20%	26%	20%	50%	31%
Achieved 1 grade above predicted		3%	2%	9%	0%	0%	2%
Achieved 2 grades above predicted			0%	0%	0%	0%	0%
Achieved 3 grades above predicted				0%	0%	0%	0%
Achieved more than 3 grades above predicted					0%	0%	0%

Note:

Biology, Chemistry, and Physics are also included in this subject group in addition to having their own subject groups. The Science subject group also includes subject titles such as 'Science' and 'Applied Science'.

D.67 Proportions of applicants in each prediction band per UCAS predicted grade in Sociology (2025)



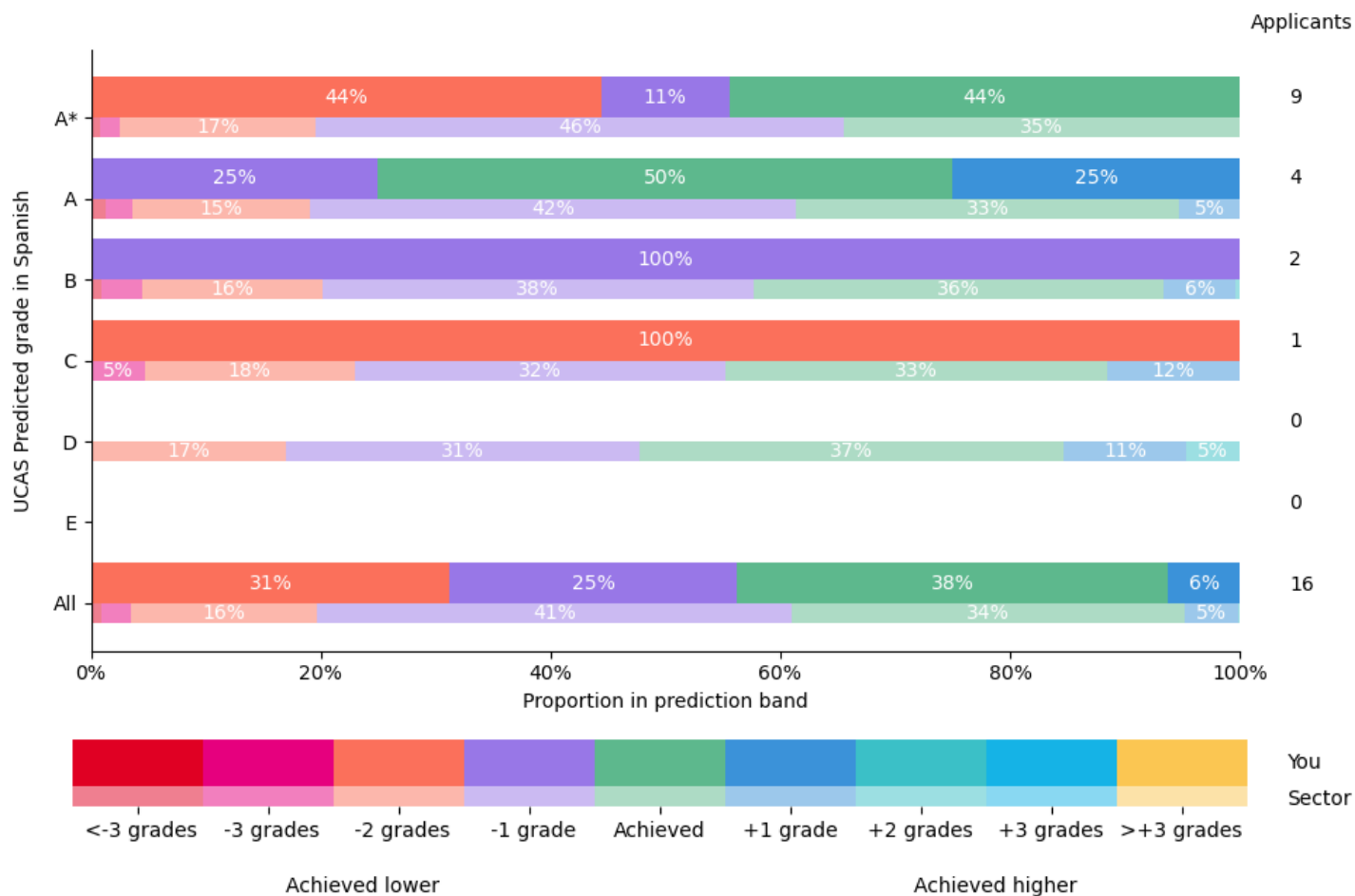
D.68 Proportions of applicants in each prediction band per UCAS predicted grade in Sociology (2025)

Prediction Band	A*	A	B	C	D	E	All
Achieved more than 3 grades below predicted	0%	4%	0%				1%
Achieved 3 grades below predicted	20%	7%	0%	13%			7%
Achieved 2 grades below predicted	40%	11%	24%	13%	0%		16%
Achieved 1 grade below predicted	40%	46%	43%	25%	0%	0%	38%
Achieved predicted	0%	29%	29%	44%	67%	0%	32%
Achieved 1 grade above predicted		4%	5%	6%	33%	0%	5%
Achieved 2 grades above predicted			0%	0%	0%	0%	0%
Achieved 3 grades above predicted				0%	0%	0%	0%
Achieved more than 3 grades above predicted					0%	0%	0%

Note:

Subjects grouped within Sociology include subject titles such as 'Sociology', 'Humanities', 'Social Science: Citizenship', and 'World Development'.

D.69 Proportions of applicants in each prediction band per UCAS predicted grade in Spanish (2025)



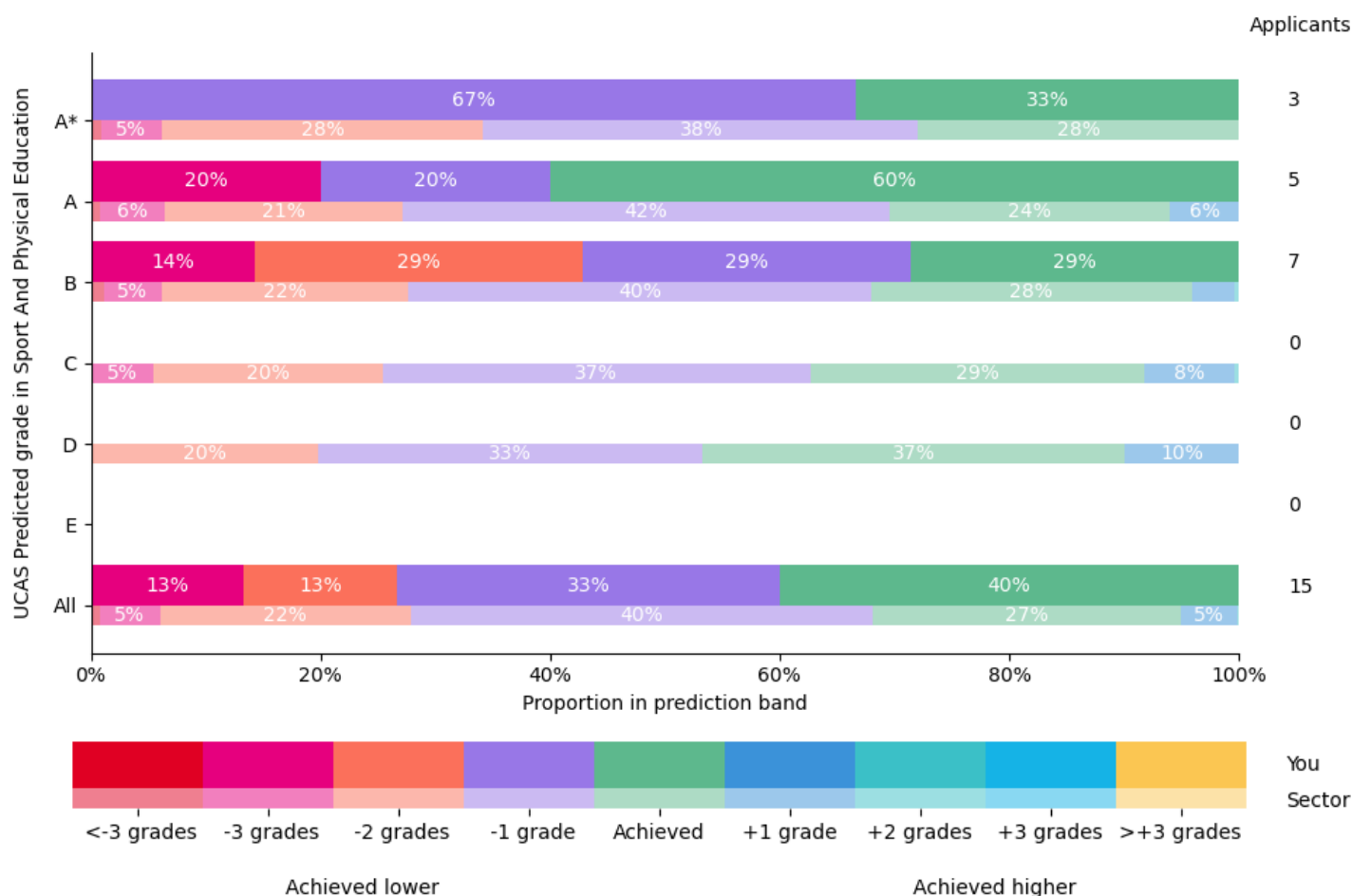
D.70 Proportions of applicants in each prediction band per UCAS predicted grade in Spanish (2025)

Prediction Band	A*	A	B	C	D	E	All
Achieved more than 3 grades below predicted	0%	0%	0%				0%
Achieved 3 grades below predicted	0%	0%	0%	0%			0%
Achieved 2 grades below predicted	44%	0%	0%	100%	0%		31%
Achieved 1 grade below predicted	11%	25%	100%	0%	0%	0%	25%
Achieved predicted	44%	50%	0%	0%	0%	0%	38%
Achieved 1 grade above predicted		25%	0%	0%	0%	0%	6%
Achieved 2 grades above predicted			0%	0%	0%	0%	0%
Achieved 3 grades above predicted				0%	0%	0%	0%
Achieved more than 3 grades above predicted					0%	0%	0%

Note:

In addition to this subject group, Spanish is also included in the Modern European Languages subject group.

D.71 Proportions of applicants in each prediction band per UCAS predicted grade in Sport And Physical Education (2025)



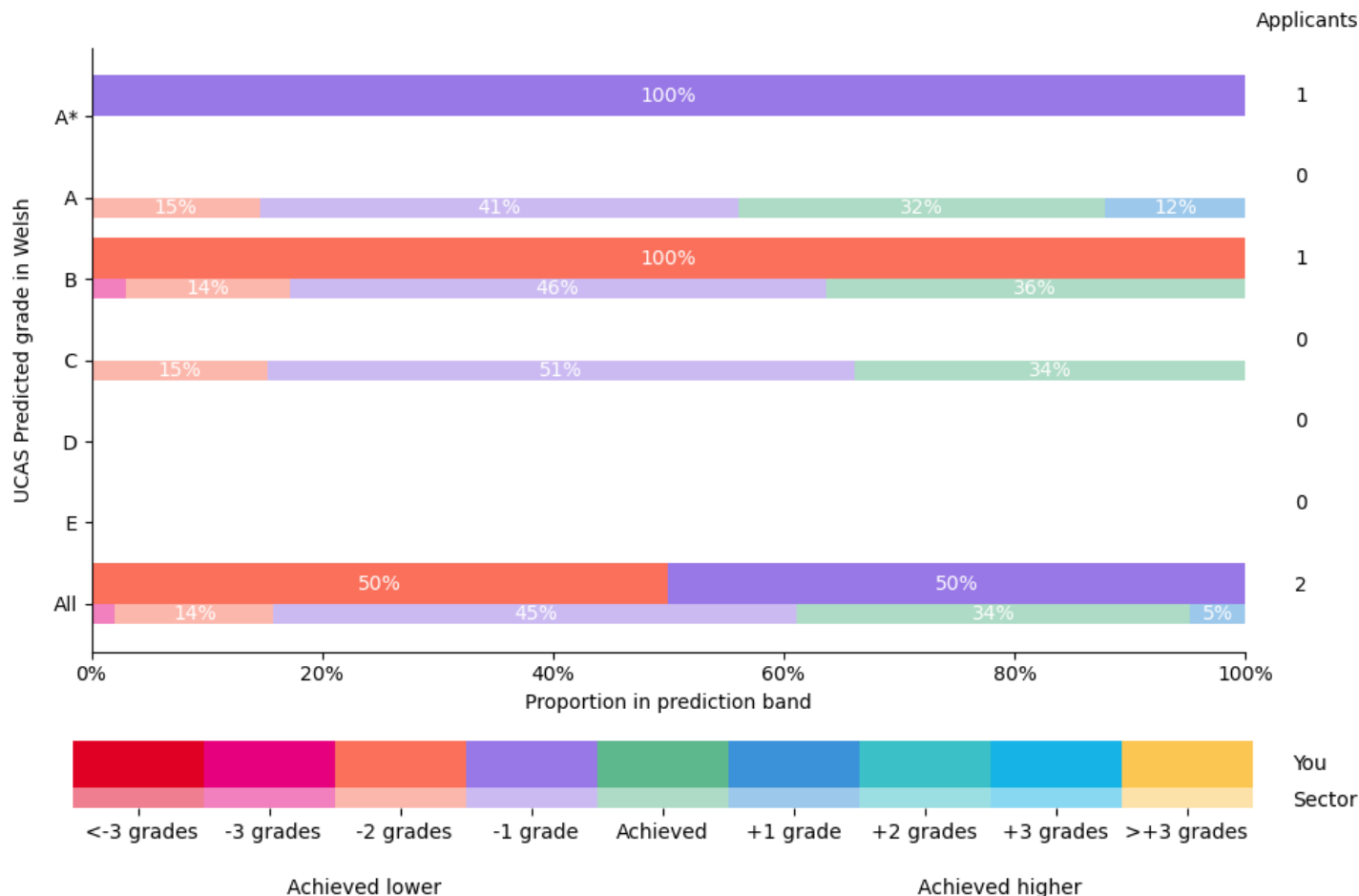
D.72 Proportions of applicants in each prediction band per UCAS predicted grade in Sport And Physical Education (2025)

Prediction Band	A*	A	B	C	D	E	All
Achieved more than 3 grades below predicted	0%	0%	0%				0%
Achieved 3 grades below predicted	0%	20%	14%	0%			13%
Achieved 2 grades below predicted	0%	0%	29%	0%	0%		13%
Achieved 1 grade below predicted	67%	20%	29%	0%	0%	0%	33%
Achieved predicted	33%	60%	29%	0%	0%	0%	40%
Achieved 1 grade above predicted		0%	0%	0%	0%	0%	0%
Achieved 2 grades above predicted			0%	0%	0%	0%	0%
Achieved 3 grades above predicted				0%	0%	0%	0%
Achieved more than 3 grades above predicted					0%	0%	0%

Note:

Subjects grouped within Sport and Physical Education include subject titles such as 'Physical Education', 'Sports Studies', 'Sport and Active Leisure'.

D.73 Proportions of applicants in each prediction band per UCAS predicted grade in Welsh (2025)



D.74 Proportions of applicants in each prediction band per UCAS predicted grade in Welsh (2025)

Prediction Band	A*	A	B	C	D	E	All
Achieved more than 3 grades below predicted	0%	0%	0%				0%
Achieved 3 grades below predicted	0%	0%	0%	0%			0%
Achieved 2 grades below predicted	0%	0%	100%	0%	0%		50%
Achieved 1 grade below predicted	100%	0%	0%	0%	0%	0%	50%
Achieved predicted	0%	0%	0%	0%	0%	0%	0%
Achieved 1 grade above predicted		0%	0%	0%	0%	0%	0%
Achieved 2 grades above predicted			0%	0%	0%	0%	0%
Achieved 3 grades above predicted				0%	0%	0%	0%
Achieved more than 3 grades above predicted					0%	0%	0%

Note:

In addition to this subject group, Welsh is also included in the Modern European Languages subject group.

Technical notes and definitions

Cycle

The year in which the application was processed, rather than entry year.

Applicant

A person who has made an application in the UCAS system during the cycle reported. This includes those who submit applications for deferred entry.

Main scheme

The main UCAS application scheme through which up to five providers/courses can be applied to. This opens in September and closes to new applications on 30 June the following year.

A level point score

A level grades are assigned points such that grade A* = 6 points, A = 5, B = 4 ... and E = 1. UCAS Predicted A level grade profiles of applicants are assigned the total number of points of their best three UCAS predicted grades. For example, a grade profile of AAB would be worth 14 points. A levels are taken mainly by young people in the UK. The A level is the most common qualification held by applicants to the majority of UK HE providers.

A level point scores and profiles

Variables relating to A level profiles and A level point scores are only available for 18 year old applicants domiciled in England, Northern Ireland and Wales, any applicants outside of this cohort will be assigned the value 'Not applicable'. A level point scores are calculated purely for analytical purposes and do not relate to the UCAS tariff.

UCAS Predicted A level grade profile

The UCAS predicted A level grade profile entered on the application. The highest 3 grades are considered only.

UCAS Predicted A level point score

A points score attached to the UCAS predicted A level grade profile entered on the application. The highest 3 grades are considered only.

Achieved A level grade profile

The highest 3 A level grades achieved by the applicant as identified either on application or through Awarding Body Linkage process. A level Double Award grades are included, AS Level grades are not included. The profile represents the qualifications recorded as held by the applicant at the end of the cycle to which the statistic relates.

Achieved A level point score

A points score attached to the highest 3 A level grades achieved by the applicant as identified either on application or through Awarding Body Linkage process. A level Double Award grades are included, AS Level grades are not included. The score represents the qualifications recorded as held by the applicant at the end of the cycle to which the statistic relates.

Difference in achieved and UCAS predicted A level point score (Applicant level)

The difference between the achieved A level point score and UCAS predicted A level point score. This is only applicable to those with at least 3 UCAS predicted and achieved A level grades. The highest 3 grades are considered only; A level grades are not necessarily matched by subject. AS Levels are not included. Zero points refers to those who were predicted the same number of points as they achieved.

Difference

The percentage point (pp) difference between your predicted band proportions and the predicted band proportions of the benchmark. A typical benchmark will be the sector.

Proportional difference

The relative difference between your predicted band proportions and the predicted band proportions of the benchmark. A typical benchmark will be the sector. This indicates by how much your predictions differ to the benchmark.

Individual achieved A level grade

A points score attached to the highest A level or A level Double Award grade achieved by the applicant for subjects grouped within the stated subject.

Individual UCAS predicted A level grade

A points score attached to the highest A level or A level Double Award grade predicted for the applicant for subjects grouped within the stated subject - considering only predicted qualifications declared on the application.

Difference in individual achieved and UCAS predicted A level grade

The difference between the highest UCAS predicted points score declared by the applicant on the application and the points score attached to the highest A level grade achieved by the applicant - as identified either on application or through the Awarding Body Linkage process - considering only subjects grouped within the stated subject.

A Level subject groups

The A level subject groups broadly relate to the Joint Council for Qualifications A level Subjects or are based on existing subject titles. Some smaller A level subjects may not map to a subject group and as such would not be included in section D of the report.