

UCAS

# 2026 EQUAL CONSIDERATION DATE

Ben Jordan, Director of Strategy

Rory Grant, Head of Data Science and Engineering





# HEADLINE DEMAND

# APPLICANTS AT THE EQUAL CONSIDERATION DATE

+3.1%

+4.8%

+5.1%

-6.1%

## TOTAL APPLICANTS

619,360 applicants  
+18,700 vs 2025

## UK 18-YEAR-OLDS

338,940 applicants  
+15,580 vs 2025

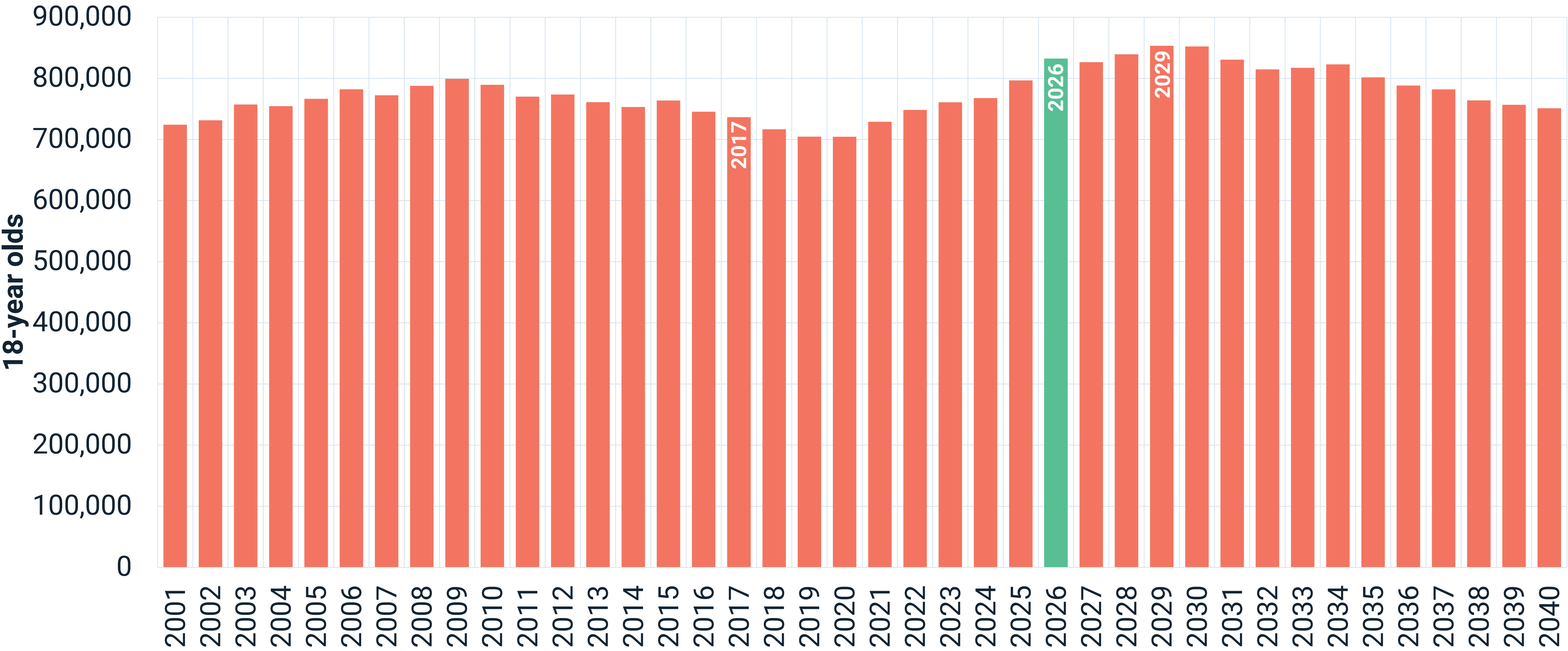
## INTERNATIONAL

124,830 applicants  
+6,030 vs 2025

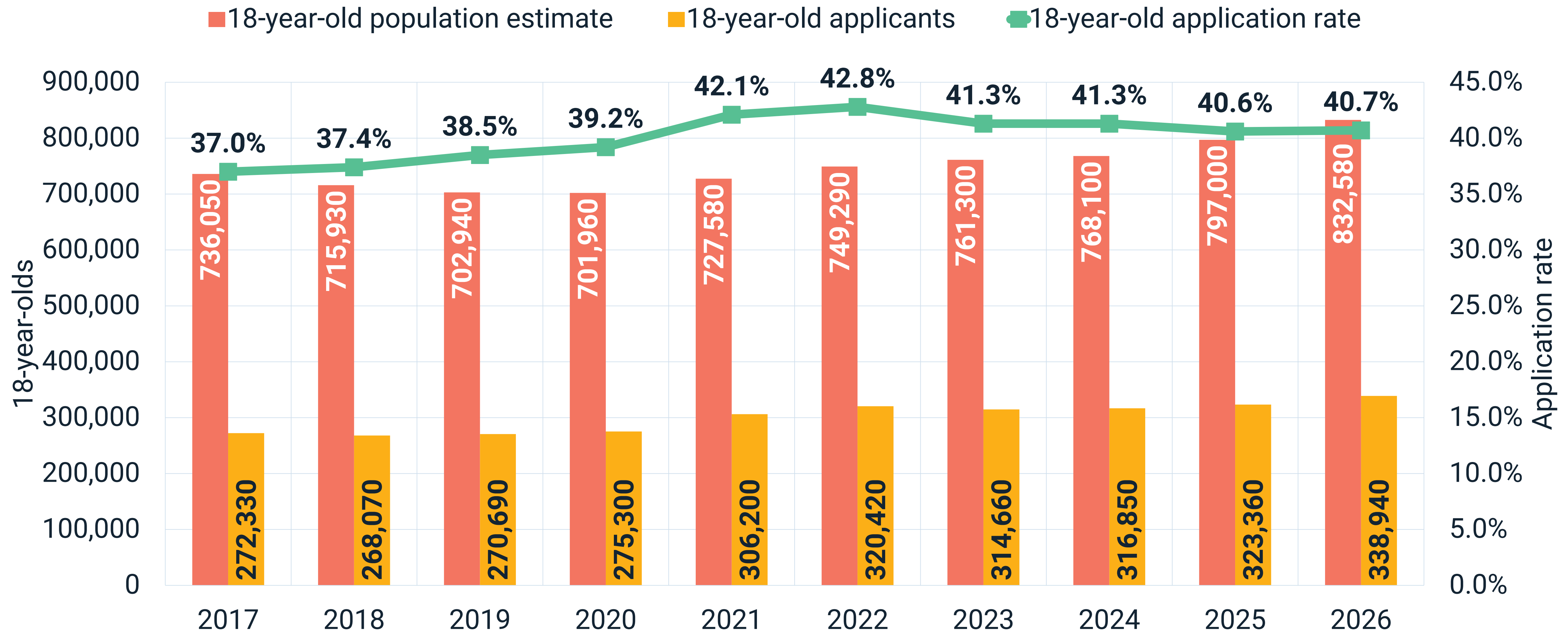
## UK 21 AND OVER

57,570 applicants  
-3,710 vs 2025

# UK 18-YEAR-OLD POPULATION



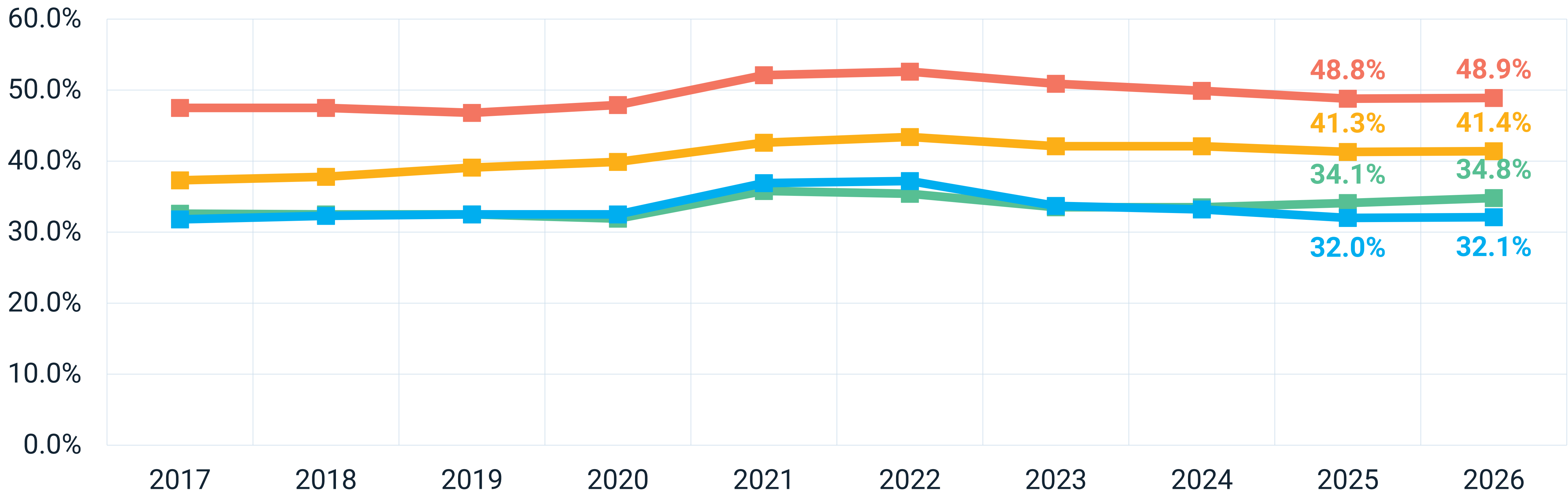
# UK 18-YEAR-OLD APPLICATION RATE



# 18-YEAR-OLD APPLICATION RATES IN THE DEVOLVED NATIONS

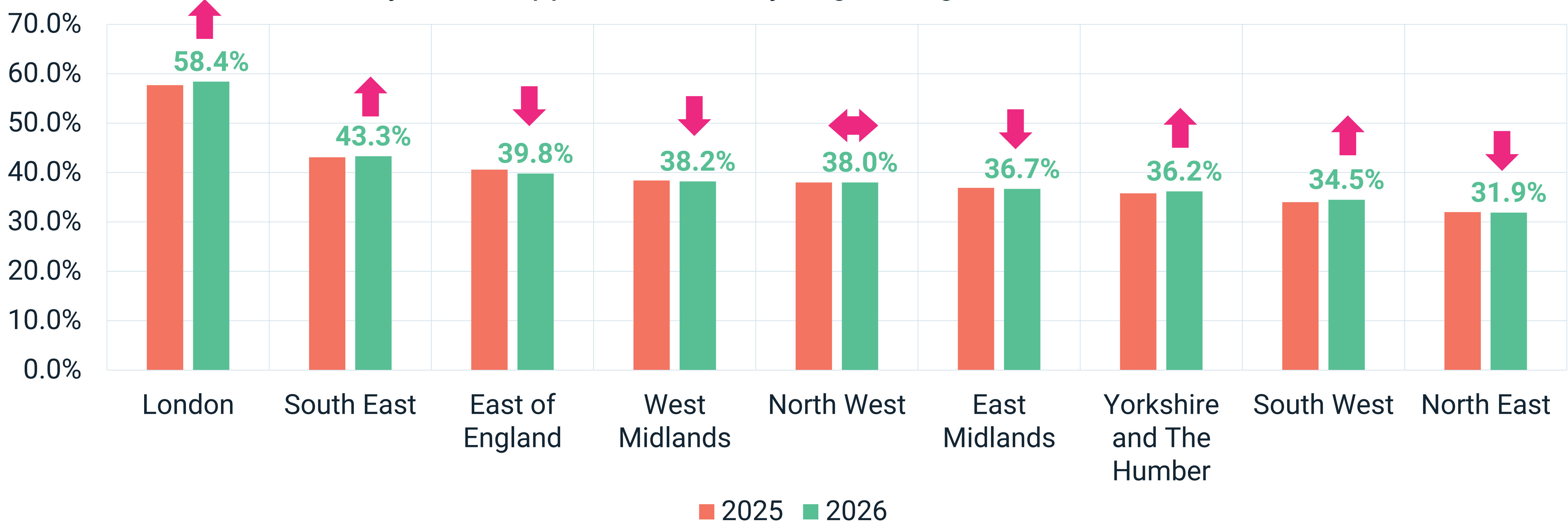
18-year-old application rates by UK country

Northern Ireland England Scotland Wales






# 18-YEAR-OLD APPLICATION RATES BY ENGLISH REGION

18-year-old application rate by English region, 2025 and 2026






# APPLICANT DOMICILE FOCUS




## English applicants

-  415,610 applicants (+2.6%)
-  18-year-old application rate increased by 0.1pp to 41.4
-  IMD 18-year-old application rate ratio narrowed from 1.75 to 1.73.




## Northern Irish applicants

-  17,860 applicants (+5.8%)
-  18-year-old application rate increased by 0.1pp to 48.9%
-  NIMDM 18-year-old application rate ratio widened from 2.02 to 2.11.

## Scottish applicants

-  42,230 applicants (+1.7%)
-  18-year-old application rate increased by 0.7pp to 34.8%
-  SIMD 18-year-old application rate ratio narrowed from 2.44 to 2.23.

## Welsh applicants

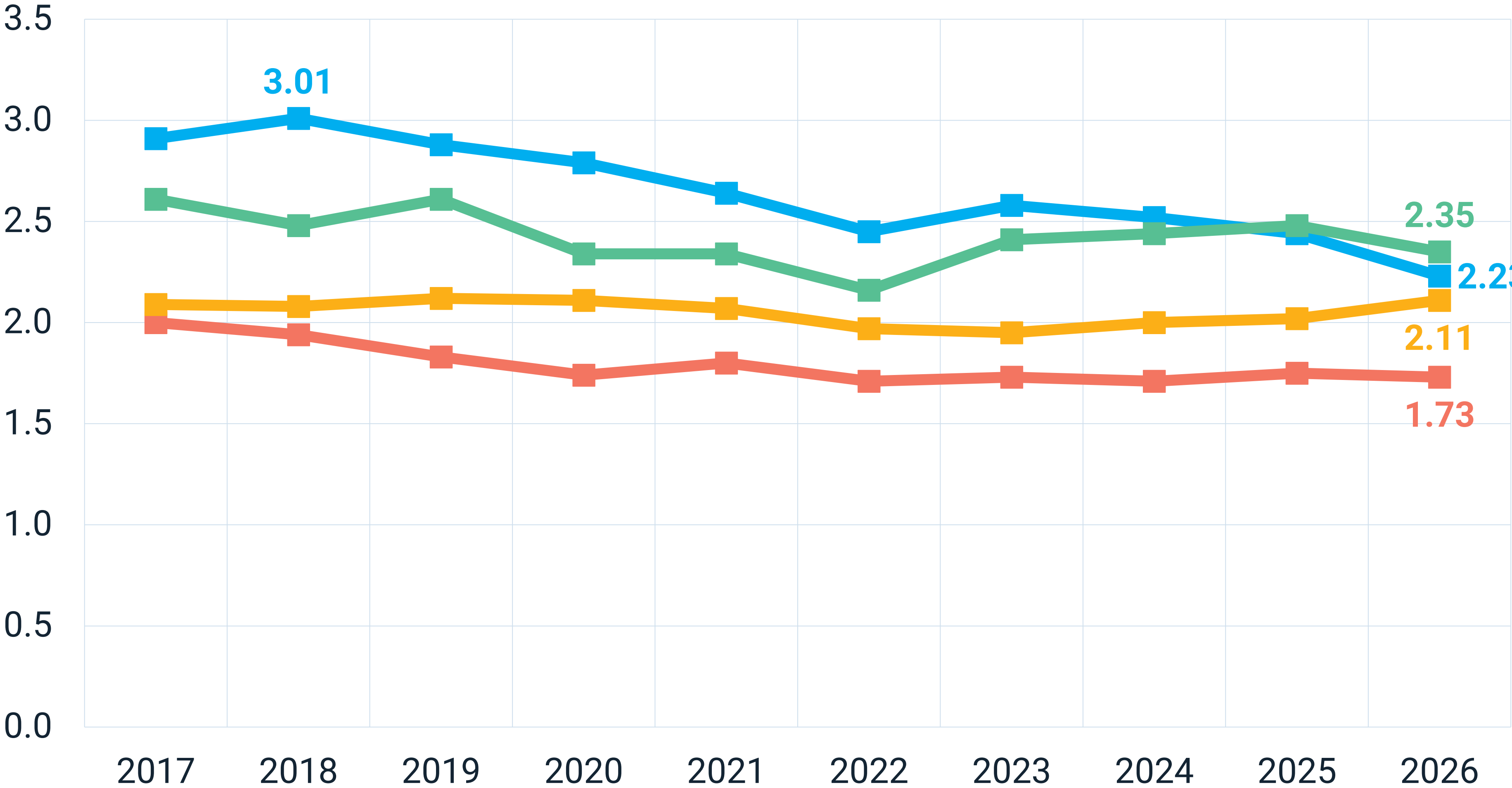
-  19,290 applicants (+2.5%)
-  18-year-old application rate increased by 0.1pp to 32.1%
-  WIMD 18-year-old application rate ratio narrowed from 2.48 to 2.35.



# APPLICATION RATE RATIOS OVER TIME

Application Rate Ratio  
Range

IMD quintile Q5:Q1 application rate ratio by UK country



**IMD 2025: 1.73**

Max: 2.0 in 2017

Min: 1.71 in 2024

**NIMDM 2025: 2.11**

Max: 2.12 in 2019

Min: 1.95 in 2023

**SIMD 2025: 2.23**

Max: 3.01 in 2018

Min: 2.23 in 2026

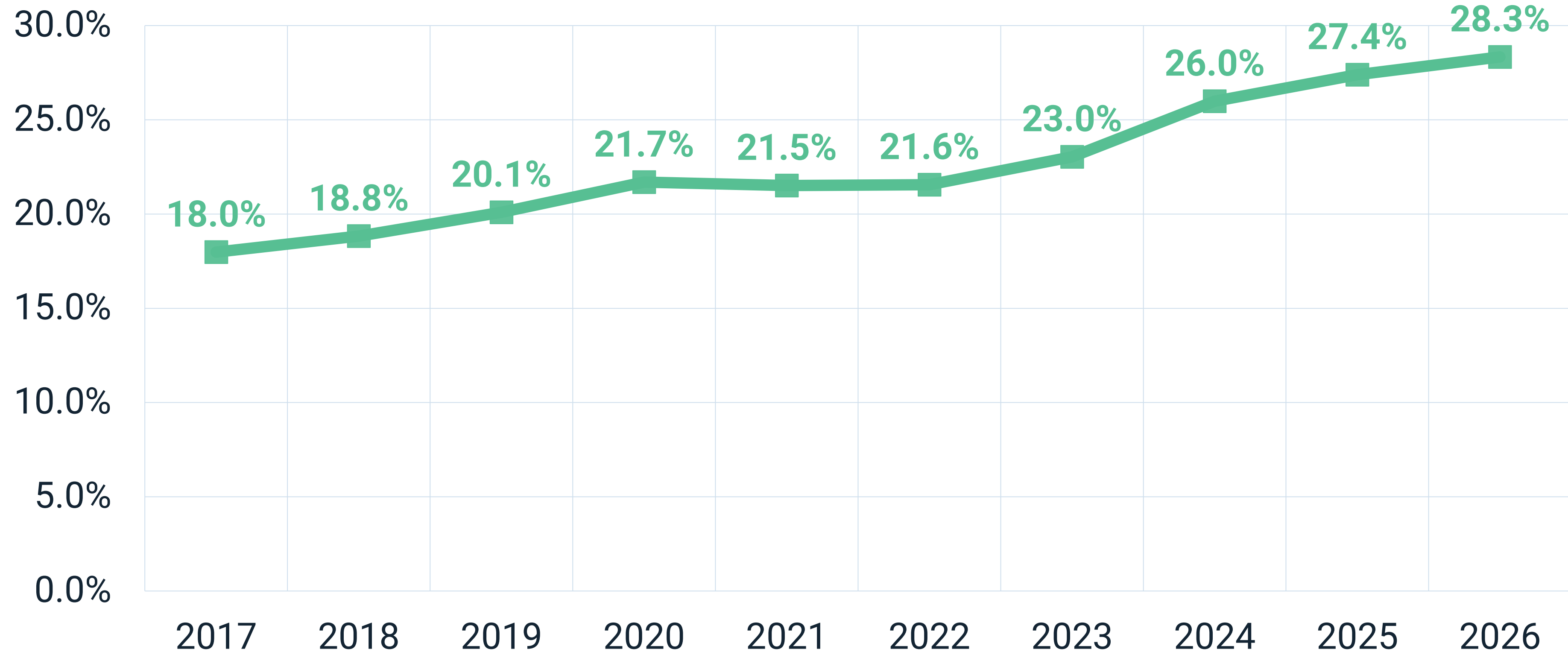
**WIMD 2025: 2.35**

Max: 2.61 in 2019

Min: 2.16 in 2022

# INCREASES IN PERCENTAGE OF UK18 APPLICATIONS WHERE INTENT IS TO LIVE AT HOME

Percentage of UK 18-year-old applications where an intention to live at home is declared



**+0.9PP**

Increase in the rate of declarations to live at home, 2026 vs 2025

# PROVIDER COUNTRY FOCUS

## English providers

- ↑ 2,399,770 applications (+3.9%)
- ↑ +3.1% increase in applications from those domiciled in England
- ↑ +7.6% increase in applications from those domiciled outside the EU

## Northern Irish providers

- ↑ 76,290 applications (+10.0%)
- ↑ +7.6% increase in applications from those domiciled in Northern Ireland
- ↑ +25.2% increase in applications from those domiciled in EU

## Scottish providers

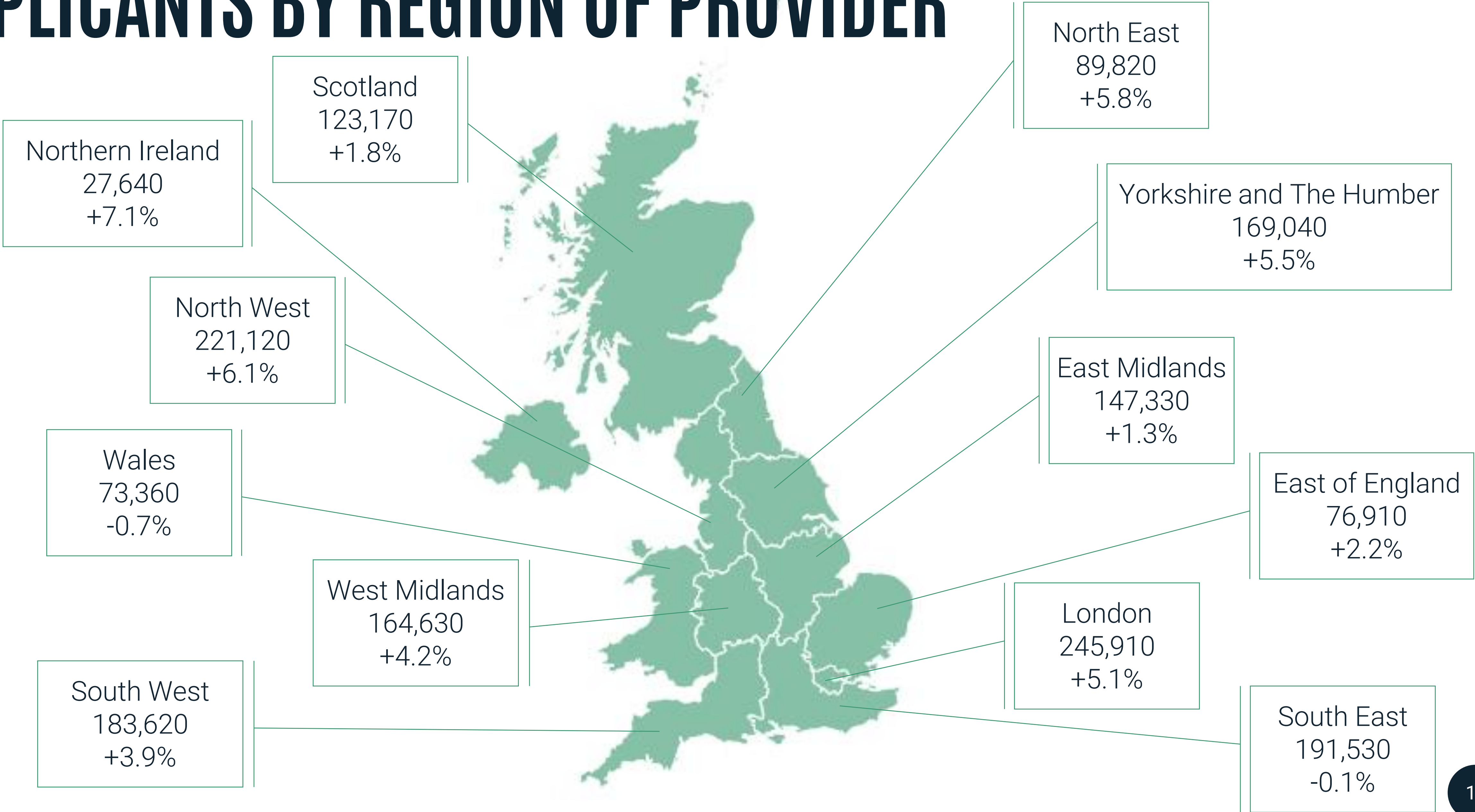
- ↑ 281,050 applications (+2.4%)
- ↑ +3.2% increase in applications from those domiciled in Scotland
- ↓ -3.3% decrease in applications from those domiciled in Northern Ireland

## Welsh providers

- ↓ 104,310 applications (-0.7%)
- ↑ +3.0% increase in applications from those domiciled in Wales
- ↓ -11.7% decrease in applications from those domiciled outside the EU

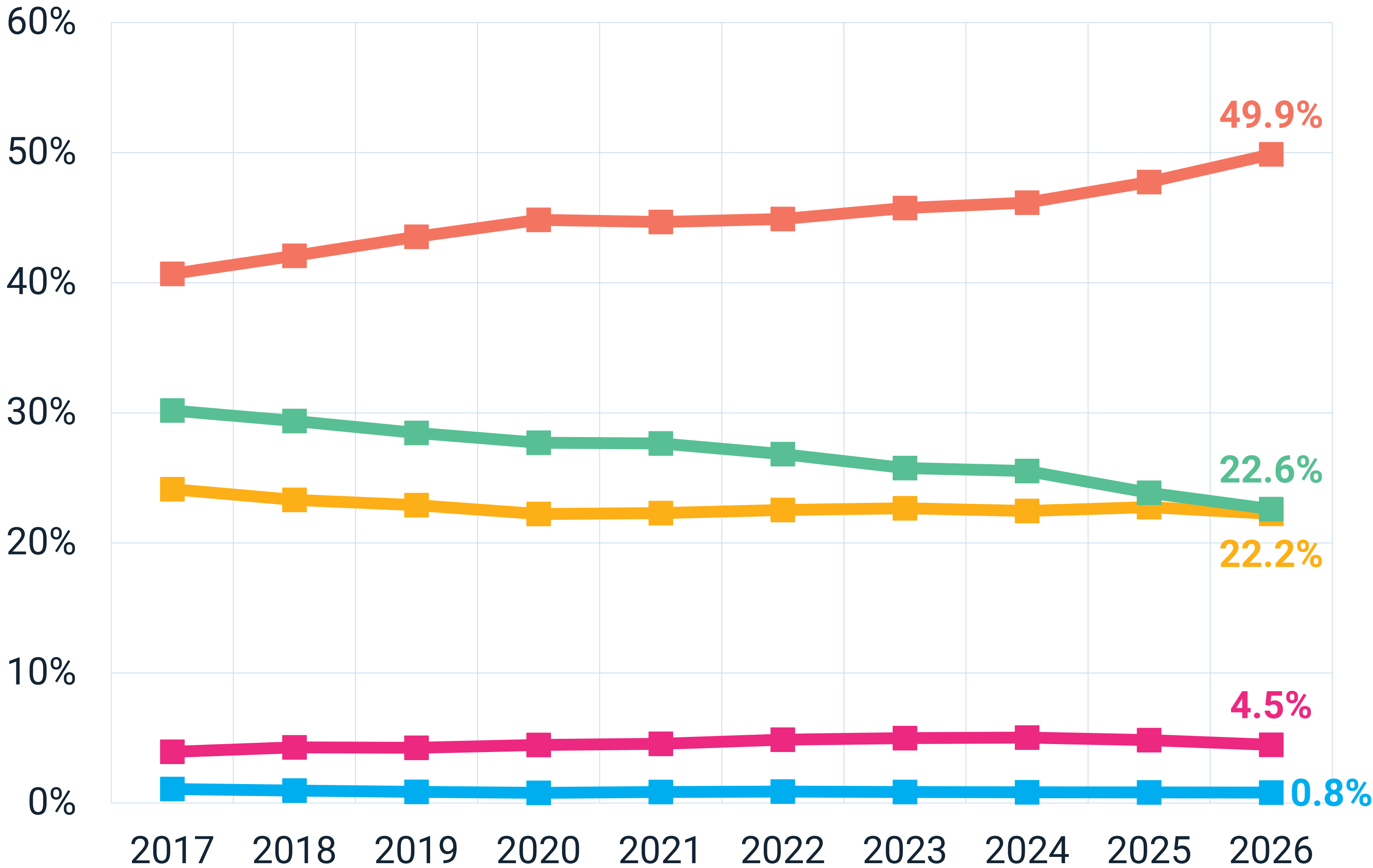


# APPLICANTS BY REGION OF PROVIDER

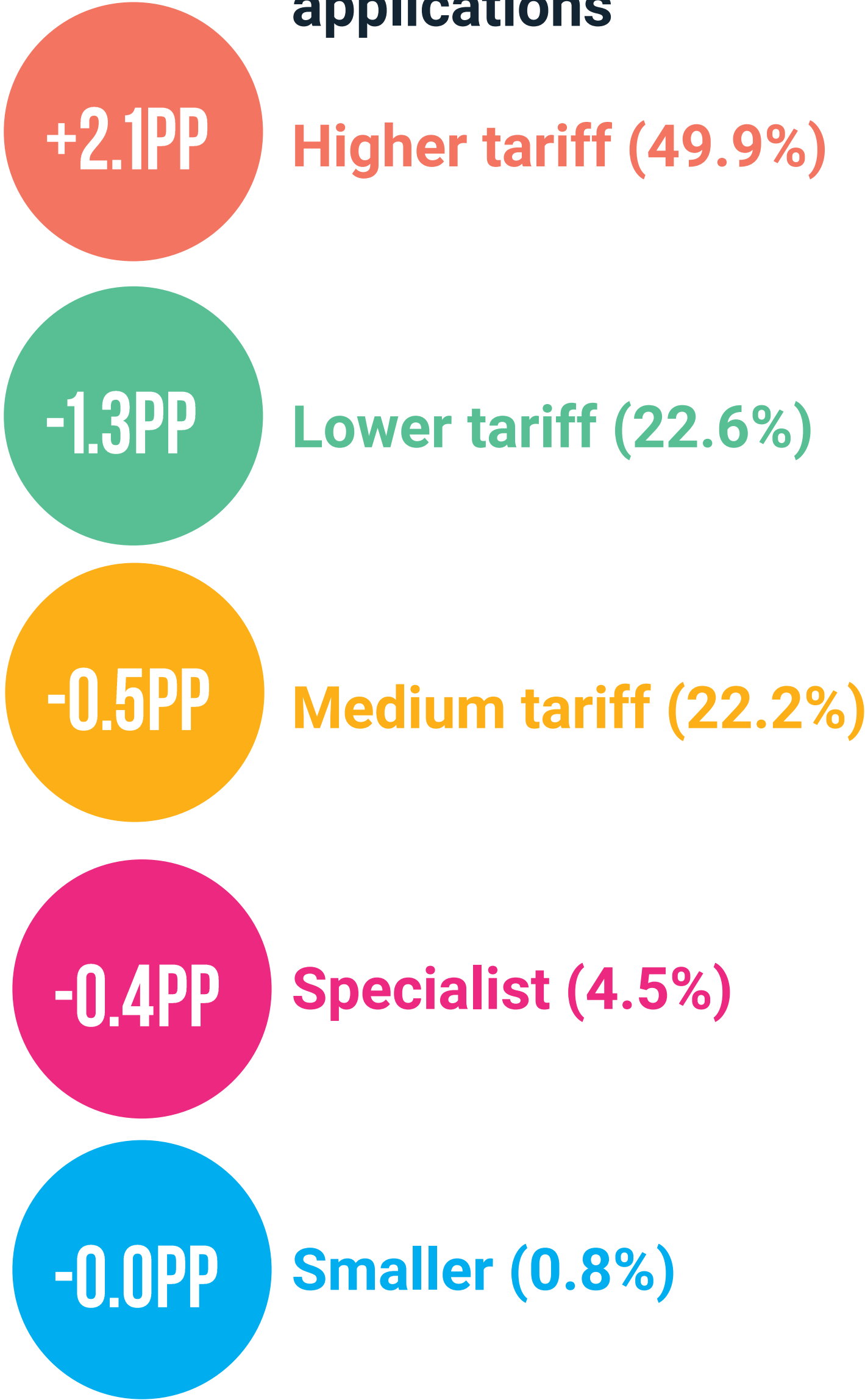


# UCAS PROVIDER CATEGORIES

Proportion of applications by UCAS provider category



Proportion of 2026 applications

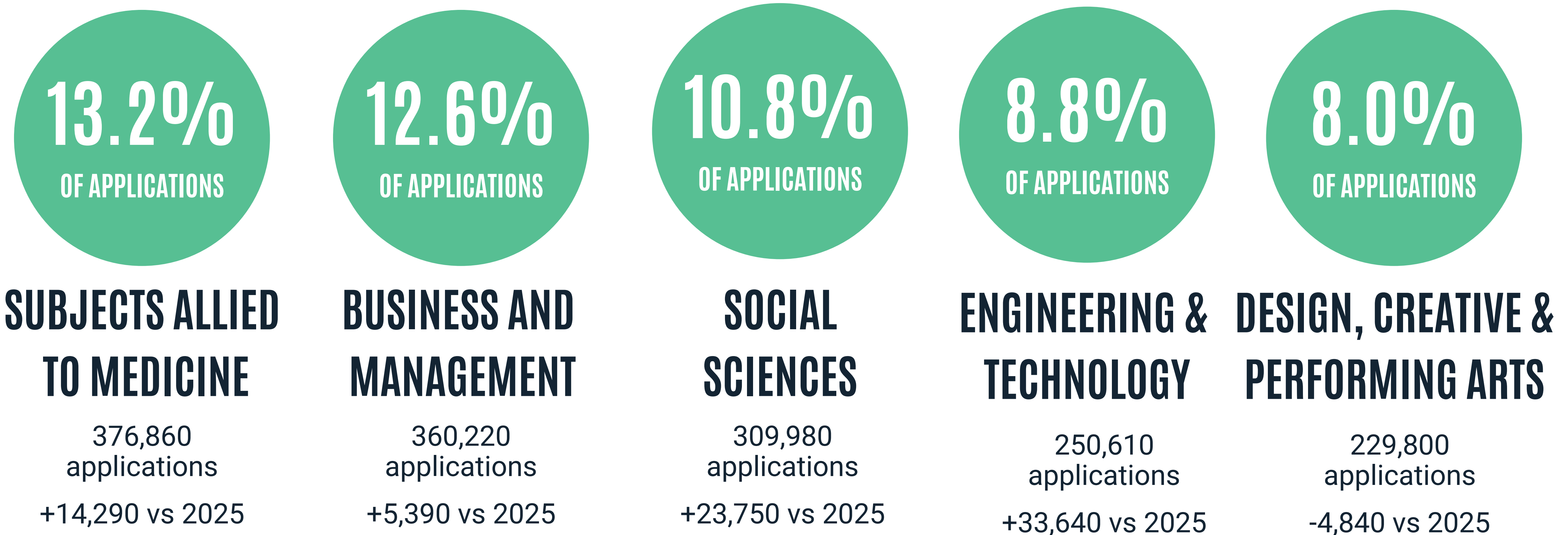


# SUBJECTS



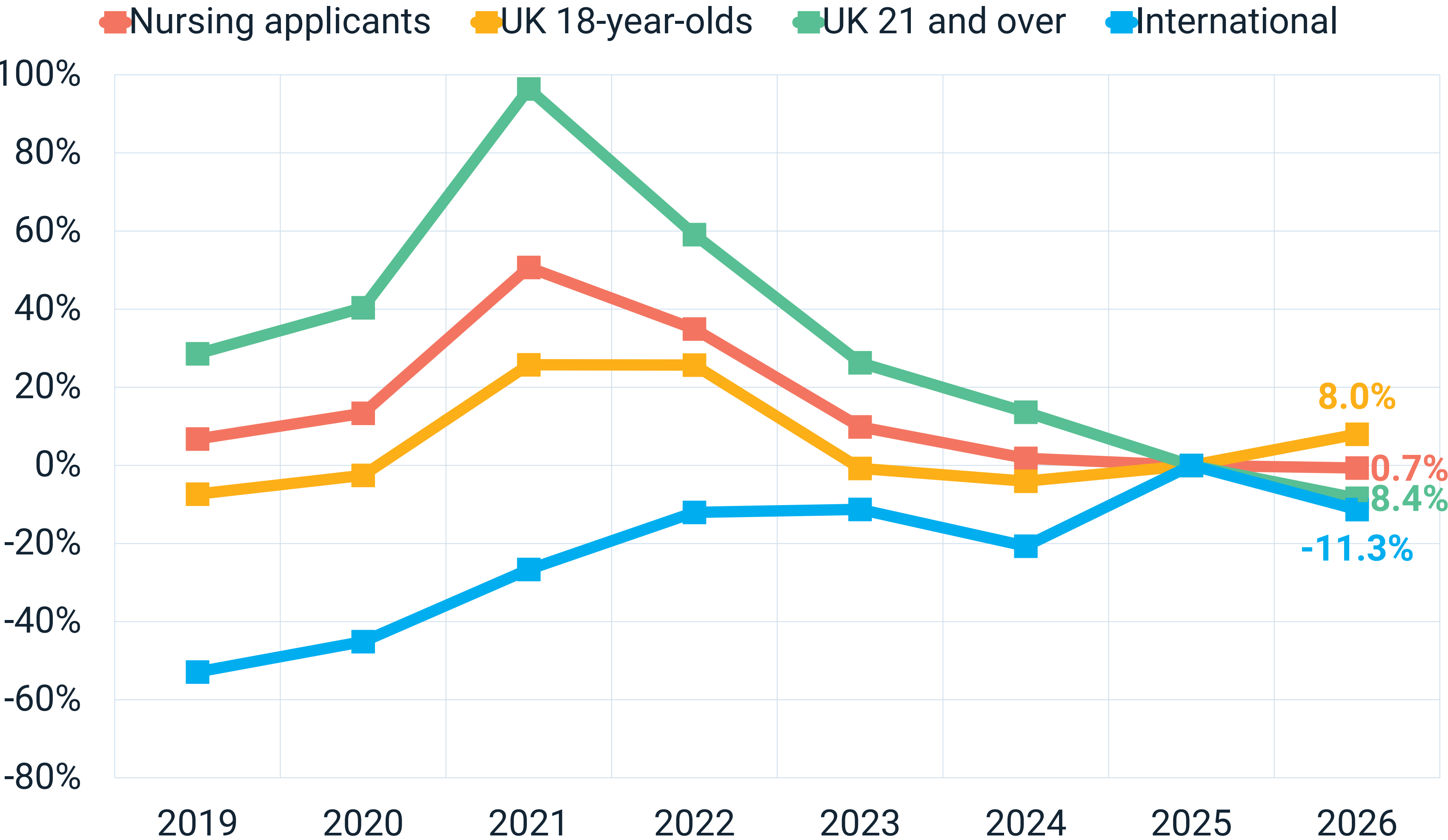
# MAIN SCHEME APPLICATIONS REMAIN HIGHEST TO SUBJECTS ALLIED TO MEDICINE

UCAS



# NURSING APPLICANTS

Percentage change in nursing applicants compared to 2025



**-0.7%**

**All applicants**  
 30,350 applicants,  
 -200 vs 2025

**+8.0%**

**UK18**  
 10,270 applicants,  
 +760 vs 2025

**-8.4%**

**UK mature**  
 11,560 applicants,  
 -1,060 vs 2025

**-11.3%**

**International**  
 2,640 applicants,  
 -340 vs 2025



# INTERNATIONAL





# INTERNATIONAL APPLICANTS INCREASE BY 5.1%

COUNTRIES WITH THE HIGHEST NUMBER OF APPLICANTS	China	34,380 applicants (+10%)
	India	8,870 applicants (+2%)
	USA	6,920 applicants (+4%)
	Ireland	6,440 applicants (+12%)
	Hong Kong	4,770 applicants (-1%)

COUNTRIES WITH THE BIGGEST CHANGE IN APPLICANTS		China	+3,220 (+10%) to 34,380
		Ireland	+700 (+12%) to 6,440
		Palestine	+580 (+739%) to 660
		Turkey	+350 (+11%) to 3,560
		France	+330 (+13%) to 2,770
		Pakistan	-80 (-4%) to 1,870
		Italy	-80 (-6%) to 1,240
		Russia	-110 (-21%) to 430
		Cyprus	-160 (-15%) to 870
		Saudi Arabia	-440 (-20%) to 1,760



UCAS

# 2026 EQUAL CONSIDERATION DATE

[stats@ucas.ac.uk](mailto:stats@ucas.ac.uk)

