

UCAS

INTERNATIONAL INSIGHTS

JANUARY DEADLINE

Felicity Lloyd

Becka Horsley



APPLICANTS AT THE EQUAL CONSIDERATION DATE

+3.1%

TOTAL APPLICANTS:

619,360 applicants
+18,700 vs 2025



+4.8%

UK 18-YEAR-OLDS:

338,940 applicants
+15,580 vs 2025



+5.1%

INTERNATIONAL:

124,830 applicants
+6,030 vs 2025



-6.1%

UK 21 AND OVER:

57,570 applicants
-3,710 vs 2025



INTERNATIONAL

Equal Consideration Date 2026



Public



INTERNATIONAL APPLICANTS INCREASE BY 5.1%

MARKETS WITH THE HIGHEST NUMBER OF APPLICANTS



CHINA

34,380 applicants
(+10%)



INDIA

8,870 applicants
(+2%)



USA

6,920 applicants
(+4%)



IRELAND

6,440 applicants
(+12%)



HONG KONG

4,770 applicants
(-1%)

TOP 5 GROWTH IN APPLICANTS



CHINA

+3,220 (+10%)
to 34,380



IRELAND

+700 (+12%)
to 6,440



PALESTINE

+580 (+739%)
to 660



TURKEY

+350 (+11%)
to 3,560



FRANCE

+330 (+13%)
to 2,770

TOP 5 DECLINING MARKETS



PAKISTAN

- 80 (-4%)
to 1,870



ITALY

- 80 (-6%)
to 1,240



RUSSIA

- 110 (-21%)
to 430



CYPRUS

- 160 (-15%)
to 870



SAUDI ARABIA

- 440 (-20%)
to 1,760

EU APPLICANTS INCREASE BY 3.3%

EU MARKETS WITH THE HIGHEST NUMBER OF APPLICANTS



IRELAND

6,440 applicants
(+12%)



FRANCE

2,770 applicants
(+13%)



SPAIN

2,020 applicants
(-1%)



GERMANY

1,400 applicants
(-1%)



ITALY

1,240 applicants
(-6%)

TOP 5 EU GROWTH MARKETS



IRELAND
+700 (+12%)
to 6,440



FRANCE
+330 (+13%)
to 2,770



POLAND
+50 (+8%)
to 640



ROMANIA
+30 (+6%)
to 480



NETHERLANDS
+20 (+4%)
to 490

TOP 5 DECLINING EU MARKETS

EU MARKETS WITH THE BIGGEST CHANGE IN APPLICANTS



CZECH REP

- 30 (-9%)
to 290



BULGARIA

- 40 (-13%)
to 240



LITHUANIA

- 40 (-21%)
to 140



ITALY

- 80 (-6%)
to 1,240

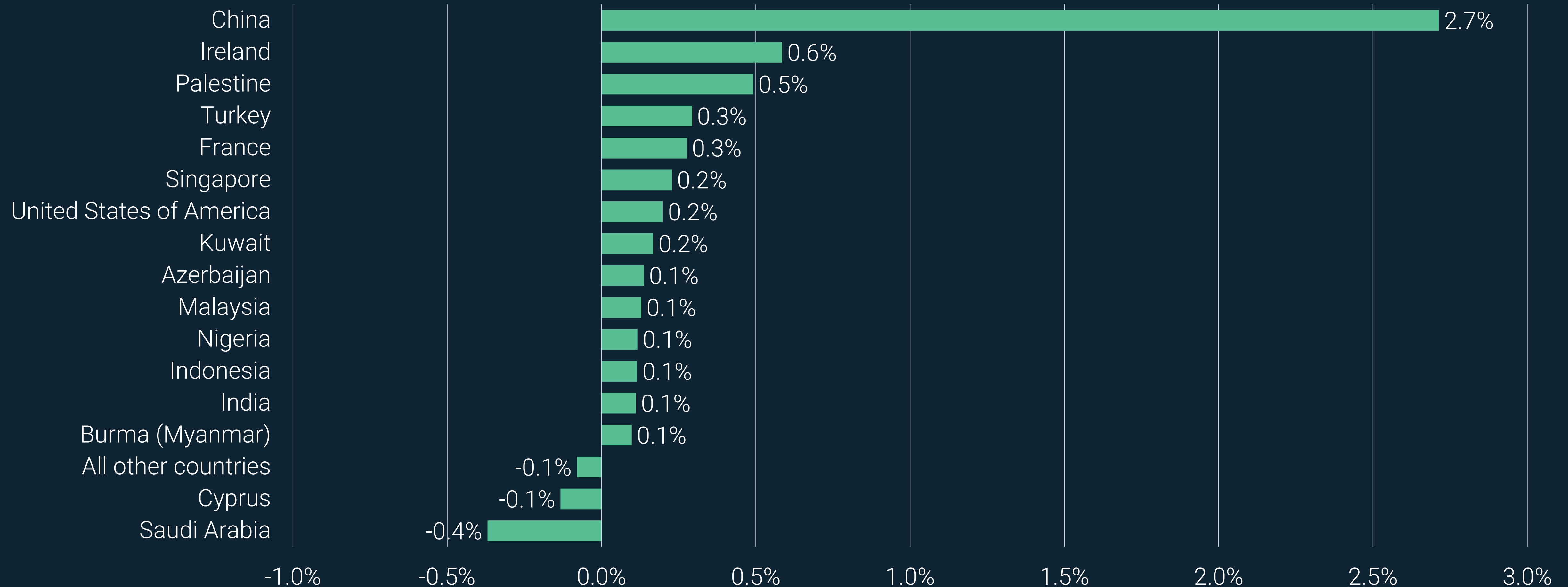


CYPRUS (EU)

- 160 (-15%)
to 870

MARKET CONTRIBUTION TO INCREASE

CONTRIBUTION TO OVERALL CHANGE IN INTERNATIONAL APPLICANTS



MOST POPULAR SUBJECTS FOR INTERNATIONAL APPLICANTS

BUSINESS & MANAGEMENT



+5%

96,840 applications
+4,440 vs 2025

ENGINEERING & TECHNOLOGY



+17%

76,740 applications
+10,880 vs 2025

SOCIAL SCIENCES



+7%

71,480 applications
+4,640 vs 2025

SUBJECTS ALLIED TO MEDICINE



+5%

44,220 applications
+1,980 vs 2025

ART, DESIGN & PERFORMING ARTS

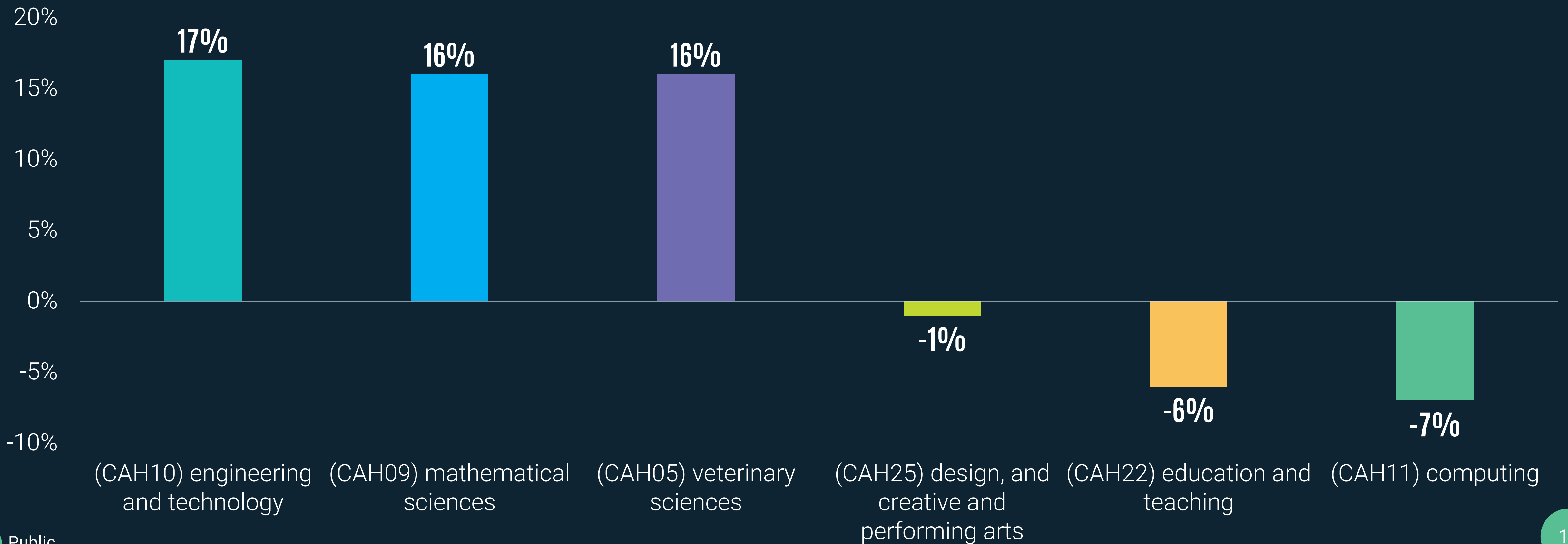


-1%

36,910 applications
-470 vs 2025

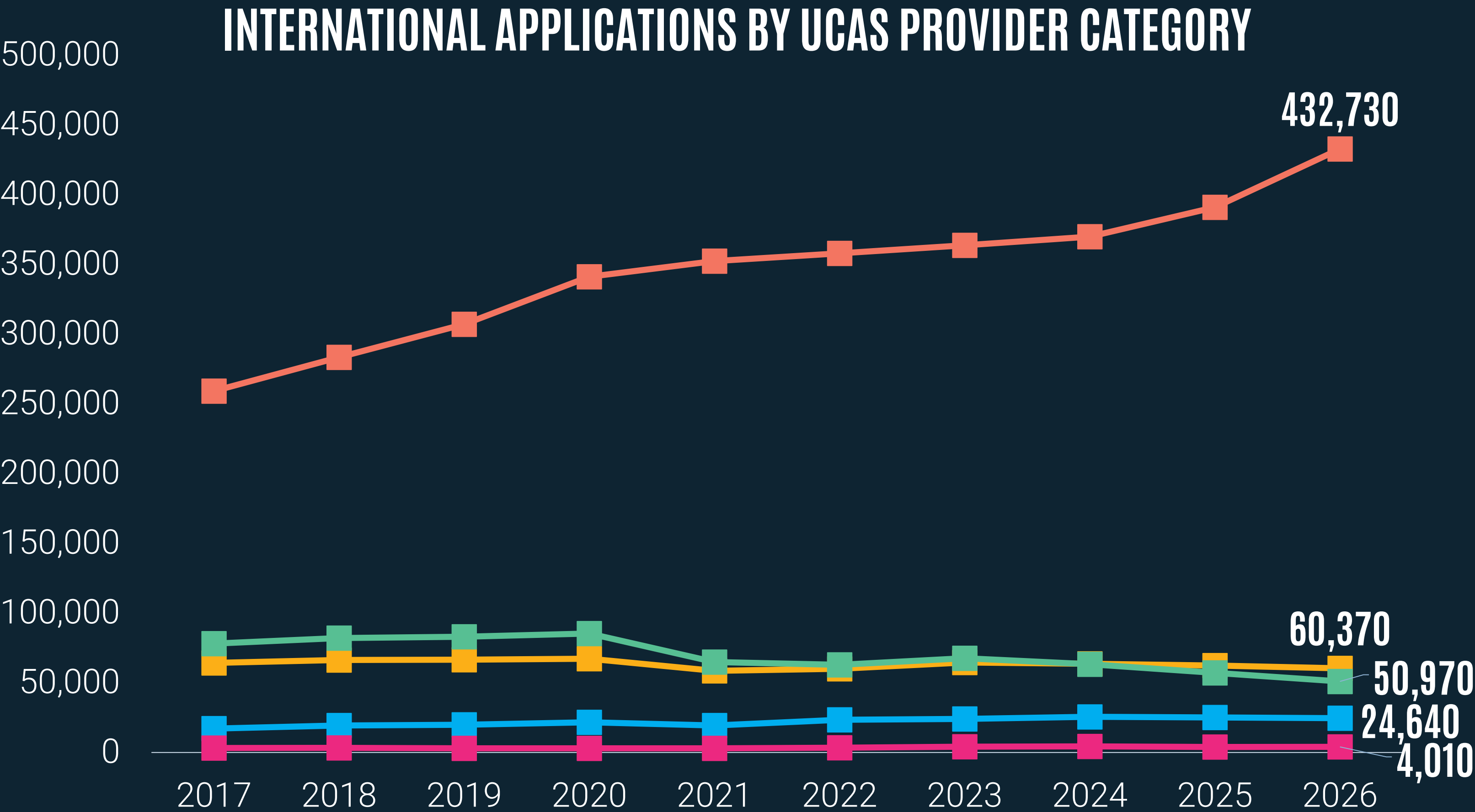
SUBJECT TRENDS FOR INTERNATIONAL

PERCENTAGE CHANGE IN INTERNATIONAL APPLICATIONS AGAINST 2025 BY SUBJECT GROUP (CAH1), TOP 3 AND BOTTOM 3 BIGGEST CHANGES



TARIFF TRENDS FOR INTERNATIONAL

UCAS



- +10.7% Higher tariff
- 3.1% Medium tariff
- 10.8% Lower tariff
- 1.9% Specialist
- +1.9% Smaller

QUESTIONS?

