

# INSIGHTS INTO INTERNATIONAL:

2026 January Equal Consideration Date

Total applicants in 2026:

**619,360** 

+18,700 vs 2025

Total international applicants in 2026:

**124,830** 


+6,030 vs 2025

Record-high applicants at this stage of the cycle

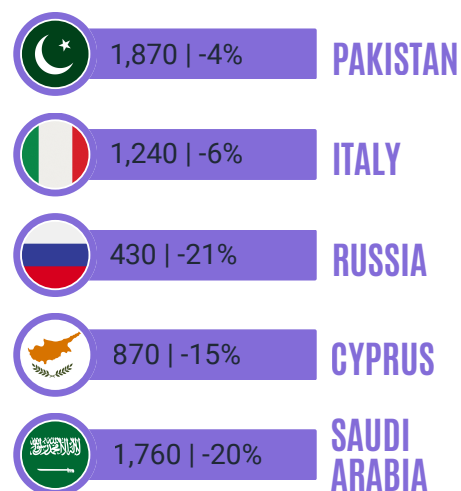
**+0.5%**

on the previous record high of 2021.

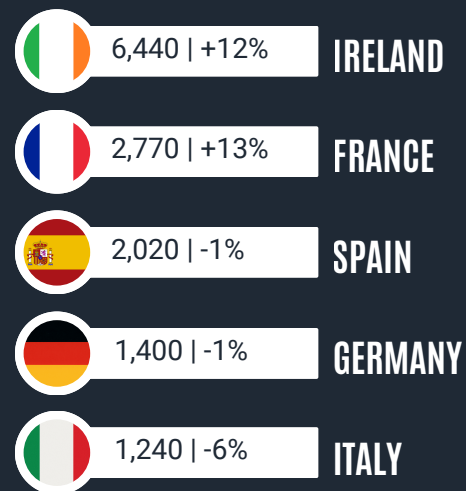
## TOP 5 MARKETS WITH THE HIGHEST NUMBER OF APPLICANTS:



## TOP 5 MARKETS WITH GREATEST DECLINE IN APPLICANT NUMBERS:



## TOP 5 EU MARKETS WITH THE HIGHEST NUMBER OF APPLICANTS:



EU applicants increase by:

**+3.3%**  
vs 2025



## MOST POPULAR SUBJECTS AMONGST INTERNATIONAL APPLICANTS:



Business & Management



Engineering & Technology



Social Sciences



Subjects allied to Medicine



Art, Design & Performing Arts