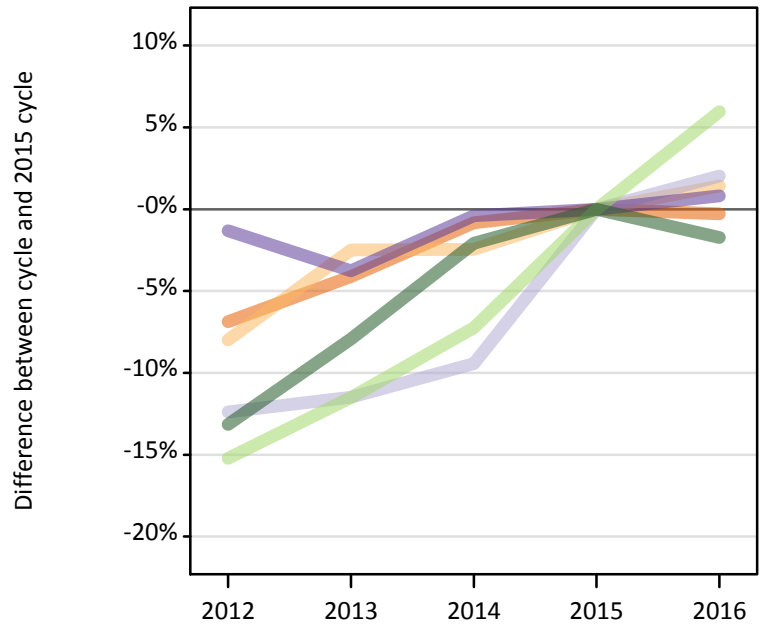


Applicants at the 30 June deadline (2016 cycle)

I.1 Applicants for all courses by domicile group

Difference between cycle and 2015 cycle

- England
- Northern Ireland
- Scotland
- Wales
- EU (excluding UK)
- Not EU



I.2 Applicants for all courses by domicile group

Domicile of applicant	2012	2013	2014	2015	2016
England	429,100	441,790	456,920	460,740	459,430
Northern Ireland	19,150	20,290	20,300	20,810	21,110
Scotland	42,490	42,930	43,910	48,490	49,470
Wales	23,240	22,660	23,450	23,550	23,740
--UK	513,970	527,670	544,580	553,590	553,740
EU (excluding UK)	41,480	43,290	45,380	48,930	51,850
Not EU	61,260	64,940	69,060	70,530	69,300
--All	616,700	635,910	659,030	673,040	674,890

I.3 Applicants for all courses by domicile group

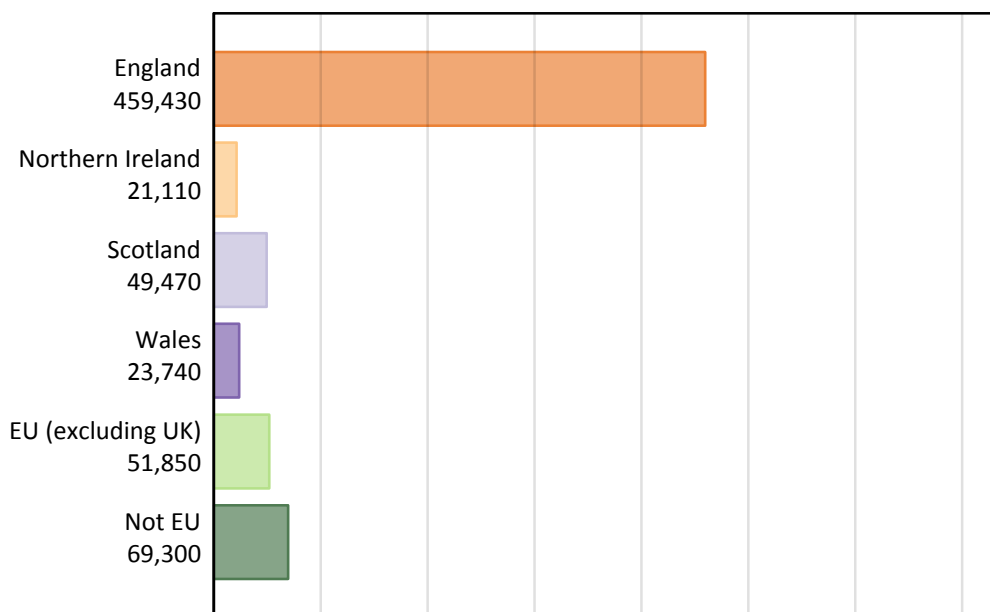
Difference between cycle and 2015 cycle

Domicile of applicant	2012	2013	2014	2015	2016
England	-7%	-4%	-1%	0%	0%
Northern Ireland	-8%	-2%	-2%	0%	1%
Scotland	-12%	-11%	-9%	0%	2%
Wales	-1%	-4%	0%	0%	1%
--UK	-7%	-5%	-2%	0%	0%
EU (excluding UK)	-15%	-12%	-7%	0%	6%
Not EU	-13%	-8%	-2%	0%	-2%
--All	-8%	-6%	-2%	0%	0%

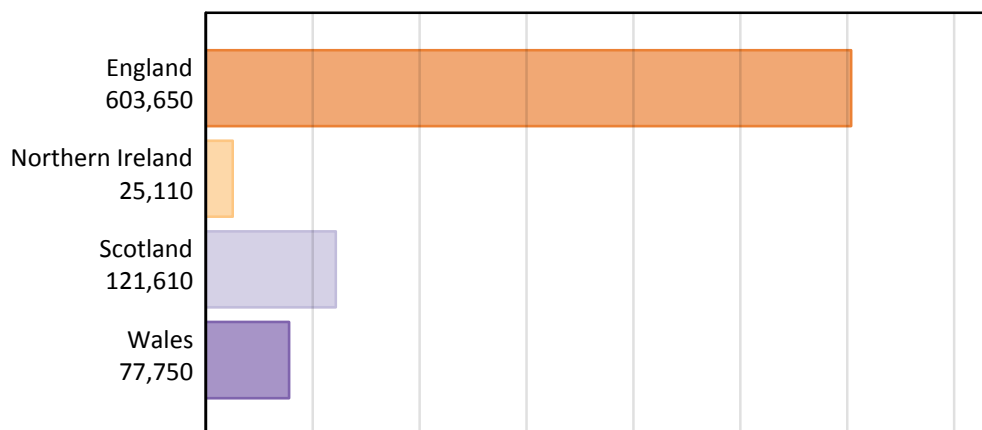
I.4 Applicants for all courses by country of domicile and provider, 2016 cycle

Domicile of applicant	Country of provider				
	England	Northern Ireland	Scotland	Wales	UK
England	458,400	2,540	29,960	43,940	459,430
Northern Ireland	11,360	18,540	5,640	1,270	21,110
Scotland	4,710	210	48,640	210	49,470
Wales	17,160	100	920	18,450	23,740
--UK	491,620	21,380	85,170	63,870	553,740
EU (excluding UK)	44,330	1,890	19,820	5,760	51,850
Not EU	67,690	1,850	16,630	8,120	69,300
--All	603,650	25,110	121,610	77,750	674,890

I.5 Applicants for all courses by domicile group



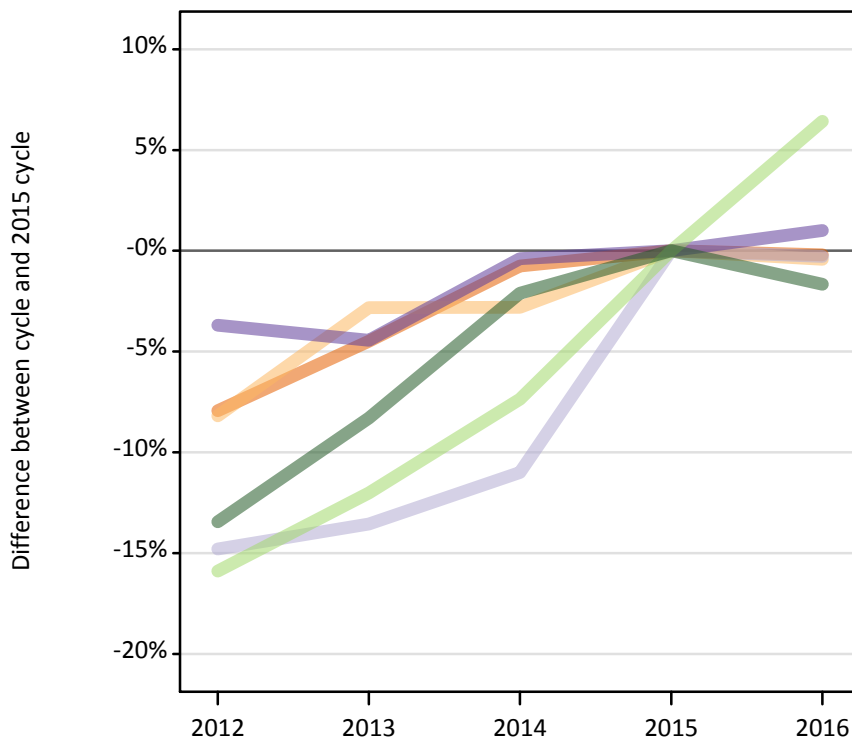
I.6 Applicants for all courses by country of provider



I.7 Applicants for all courses by country of domicile and provider

Domicile of applicant	Country of provider	2012	2013	2014	2015	2016
England	England	428,260	440,840	455,910	459,220	458,400
	Northern Ireland	2,130	2,320	2,670	3,270	2,540
	Scotland	25,110	28,680	29,110	29,720	29,960
	Wales	37,520	41,320	43,660	44,270	43,940
	UK	429,100	441,790	456,920	460,740	459,430
Northern Ireland	England	9,900	10,370	10,460	10,690	11,360
	Northern Ireland	16,840	17,900	18,000	18,440	18,540
	Scotland	5,250	6,100	5,410	5,430	5,640
	Wales	970	1,160	1,040	1,040	1,270
	UK	19,150	20,290	20,300	20,810	21,110
Scotland	England	4,340	4,410	4,450	4,520	4,710
	Northern Ireland	180	170	130	210	210
	Scotland	41,720	42,200	43,170	47,710	48,640
	Wales	220	220	230	220	210
	UK	42,490	42,930	43,910	48,490	49,470
Wales	England	15,870	15,750	16,670	17,110	17,160
	Northern Ireland	90	80	90	110	100
	Scotland	870	850	890	870	920
	Wales	18,670	18,060	18,390	18,290	18,450
	UK	23,240	22,660	23,450	23,550	23,740
--UK	England	458,370	471,370	487,480	491,540	491,620
	Northern Ireland	19,240	20,470	20,880	22,010	21,380
	Scotland	72,940	77,830	78,570	83,730	85,170
	Wales	57,370	60,760	63,320	63,820	63,870
	UK	513,970	527,670	544,580	553,590	553,740
EU (excluding UK)	England	34,320	35,770	38,070	41,330	44,330
	Northern Ireland	2,040	2,010	2,010	1,920	1,890
	Scotland	18,130	18,870	18,730	19,290	19,820
	Wales	3,670	4,020	4,380	4,840	5,760
	UK	41,480	43,290	45,380	48,930	51,850
Not EU	England	59,650	63,160	67,380	68,840	67,690
	Northern Ireland	970	1,120	1,500	1,900	1,850
	Scotland	13,790	14,600	15,730	16,450	16,630
	Wales	6,460	7,620	8,740	8,710	8,120
	UK	61,260	64,940	69,060	70,530	69,300
--All	England	552,340	570,290	592,920	601,710	603,650
	Northern Ireland	22,250	23,600	24,400	25,840	25,110
	Scotland	104,870	111,300	113,030	119,460	121,610
	Wales	67,510	72,390	76,430	77,360	77,750
	UK	616,700	635,910	659,030	673,040	674,890

I.8 First time applicants for all courses by domicile group Difference between cycle and 2015 cycle



I.9 First time applicants for all courses by domicile group

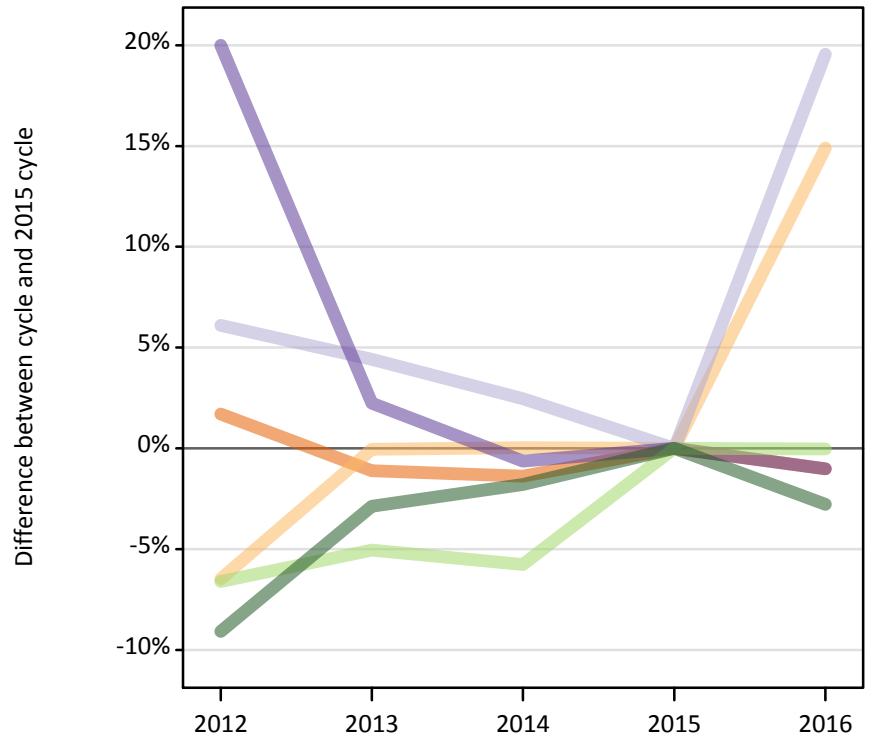

Domicile of applicant	2012	2013	2014	2015	2016
England	377,170	391,300	406,560	409,680	408,890
Northern Ireland	16,800	17,780	17,780	18,290	18,220
Scotland	36,550	37,080	38,180	42,900	42,780
Wales	20,390	20,240	21,100	21,180	21,390
--UK	450,910	466,400	483,620	492,040	491,270
EU (excluding UK)	38,200	39,960	42,080	45,420	48,340
Not EU	56,730	60,110	64,170	65,550	64,460
--All	545,840	566,470	589,870	603,010	604,070

I.10 First time applicants for all courses by domicile group Difference between cycle and 2015 cycle

Domicile of applicant	2012	2013	2014	2015	2016
England	-8%	-4%	-1%	0%	0%
Northern Ireland	-8%	-3%	-3%	0%	0%
Scotland	-15%	-14%	-11%	0%	0%
Wales	-4%	-4%	0%	0%	1%
--UK	-8%	-5%	-2%	0%	0%
EU (excluding UK)	-16%	-12%	-7%	0%	6%
Not EU	-13%	-8%	-2%	0%	-2%
--All	-9%	-6%	-2%	0%	0%

I.11 Reappliers for all courses by domicile group

Difference between cycle and 2015 cycle



I.12 Reappliers for all courses by domicile group

Domicile of applicant	2012	2013	2014	2015	2016
England	51,930	50,490	50,360	51,070	50,540
Northern Ireland	2,350	2,520	2,520	2,520	2,890
Scotland	5,940	5,840	5,730	5,600	6,690
Wales	2,840	2,420	2,360	2,370	2,350
--UK	63,070	61,280	60,960	61,550	62,470
EU (excluding UK)	3,280	3,330	3,310	3,510	3,510
Not EU	4,520	4,830	4,890	4,980	4,840
--All	70,870	69,440	69,160	70,030	70,820

I.13 Reappliers for all courses by domicile group

Difference between cycle and 2015 cycle

Domicile of applicant	2012	2013	2014	2015	2016
England	2%	-1%	-1%	0%	-1%
Northern Ireland	-6%	0%	0%	0%	15%
Scotland	6%	4%	2%	0%	20%
Wales	20%	2%	-1%	0%	-1%
--UK	2%	0%	-1%	0%	2%
EU (excluding UK)	-7%	-5%	-6%	0%	0%
Not EU	-9%	-3%	-2%	0%	-3%
--All	1%	-1%	-1%	0%	1%

I.14 Applicants for all courses by country of domicile and age group

Selected age groups split by first time applicants and reapplicants

Domicile of applicant	Age group	2012	2013	2014	2015	2016
England	18	215,180	217,540	223,560	232,360	234,420
	19	76,940	86,730	88,470	89,320	88,790
	19 First time applicant	51,930	60,120	63,350	63,910	63,080
	19 Reapplicant	25,020	26,600	25,130	25,410	25,710
Northern Ireland	18	11,700	11,700	11,500	11,980	11,790
	19	2,760	3,040	3,120	3,170	3,610
	19 First time applicant	1,190	1,290	1,560	1,540	1,700
	19 Reapplicant	1,570	1,740	1,560	1,630	1,910
Scotland	18	19,100	19,030	19,360	19,570	19,320
	19	5,690	5,550	5,530	5,750	5,990
	19 First time applicant	3,050	3,000	3,110	3,270	3,390
	19 Reapplicant	2,630	2,560	2,420	2,470	2,610
Wales	18	11,430	11,120	11,540	11,930	11,950
	19	4,140	4,150	4,310	4,210	4,350
	19 First time applicant	2,690	2,960	3,100	3,010	3,170
	19 Reapplicant	1,450	1,190	1,200	1,200	1,180

I.15 Applicants for all courses by country of domicile and age group

Difference between cycle and 2015 cycle for selected age groups split by first time applicants and reapplicants

Domicile of applicant	Age group	2012	2013	2014	2015	2016
England	18	-7%	-6%	-4%	0%	1%
	19	-14%	-3%	-1%	0%	-1%
	19 First time applicant	-19%	-6%	-1%	0%	-1%
	19 Reapplicant	-2%	5%	-1%	0%	1%
Northern Ireland	18	-2%	-2%	-4%	0%	-2%
	19	-13%	-4%	-2%	0%	14%
	19 First time applicant	-23%	-16%	1%	0%	10%
	19 Reapplicant	-4%	7%	-4%	0%	17%
Scotland	18	-2%	-3%	-1%	0%	-1%
	19	-1%	-3%	-4%	0%	4%
	19 First time applicant	-7%	-8%	-5%	0%	3%
	19 Reapplicant	6%	3%	-2%	0%	5%
Wales	18	-4%	-7%	-3%	0%	0%
	19	-2%	-1%	2%	0%	3%
	19 First time applicant	-11%	-2%	3%	0%	5%
	19 Reapplicant	21%	0%	1%	0%	-1%

I.16 Technical notes and definitions

Applicants have been able to submit applications for all 2016 courses since early September.

People who submit their applications to UCAS by the January deadline are considered 'on time' applicants for the large majority of courses offered through UCAS. Some art and design courses have a later deadline of 24 March. By definition all main scheme applications have been received by the 30 June deadline.

Counts of the number of applicants reported have been rounded to the nearest 10 applicants, this may result in instances where totals do not equal the sum of the components. Proportional changes have been rounded to the nearest whole percentage point.

Age

This statistical release uses country-specific age definitions which align with the cut off points for school/college cohorts within the different administrations of the UK. For England and Wales ages are defined on the 31 August, for Northern Ireland on the 1 July and for Scotland on the 28 February the following year. Defining ages in this way matches the assignment of children to school cohorts. For applicants outside of the UK the cohort cut off for England and Wales has been used.

Applicant

A person who has made an application in the UCAS system during the cycle reported (including applications for deferred entry). Records of prior acceptance (RPAs) are excluded.

Country of provider

An applicant may be counted once for each provider country they have applied to in the main scheme. If an applicant has applied to providers in multiple countries then the applicant is counted once within each country of provider applied to.

This statistical release excludes a small number of applications to a provider based in the EU.

Domicile

Declared area of permanent residence. The Channel Islands and the Isle of Man have been assigned as 'Not EU'.

First time applicant

An applicant that did not apply to the UCAS scheme in the previous cycle.

Main scheme

The main UCAS application scheme through which up to five providers/courses can be applied to. This opens in September and closes to new applications on 30 June the following year.

Reapplicant

An applicant that applied to the UCAS scheme in the previous cycle.