

EVENT LOCATION INFORMATION

CREATE YOUR FUTURE
MANCHESTER 2025:
THE CREATIVE CAREER
SHOWCASE 11 & 12
NOVEMBER

UCAS



NEW SHELL SCHEME STRUCTURE


UCAS Exhibitions will be using a new shell scheme structure for the **Create Your Future 2025** and **Discovery 2026** exhibitions.

This updated modular stand system is designed to create a more impactful exhibition experience and offers several benefits including:

- **Faster, easier build:** streamlined installation means quicker turnaround times for build and breakdown
- **Modern, open design:** creates a brighter, more inviting environment that enhances visitor flow and engagement
- **Enhanced safety:** A beam-free structure eliminates the risk of failing components.

Existing graphics can be attached to the new GES AMP system; however, we recommend checking graphic dimensions against the updated AMP specification. The size and specifications details for the new GES AMP system can be found [here](#).

If you have any queries or need further information, please contact the team at: events@ucas.ac.uk



EXHIBITING AT

Event: Create Your Future Manchester

Date: Tuesday 11 & Wednesday 12
November 2025

Opening times:

Tuesday 11 November – 10:00 - 15:00

Wednesday 12 November – 10:00 - 15:00

Venue:

Manchester Central, Petersfield, Manchester,
M2 3GX

Main entrance

[What3words:///prime.deaf.sound](https://www.what3words.com/prime.deaf.sound)



EVENT INFORMATION

UCAS

Accessibility

Full details on accessibility can be found on the Manchester Central website [here](#).

Accommodation

Please find below details of hotels in the vicinity of the venue:

[Premier Inn Manchester Central](#)

[Leonardo Hotel Manchester Central](#)

[Premier Inn Manchester City Centre \(Portland Street\)](#)

[Moxy Manchester City](#)

Please note that these hotels are just a guide for exhibitors and are not recommended by UCAS.

Arrival and registration

Exhibitor and contractor registration will take place at the loading bay doors, and at the contractor entrance to the hall. All exhibitors must wear a lanyard throughout the duration of their attendance on-site. Contractors will be provided with a wristband that must be worn throughout the duration of their attendance on-site. Please see further details about build-up and break-down further in the document. Exhibitors will be given an exhibitor lanyard to wear for the duration of their attendance on-site. Please return lanyards at the end of the event.

Please see additional details about build-up, break-down and venue procedures for vehicle access to the loading doors further in the document.



EVENT INFORMATION

Car parking

Manchester Central has a 24-hour NCP car park directly below the building. This has a height restriction of 1.98m.

Exhibitors are offered a discounted code for parking; this offers a Monday-Friday daily capped rate of £16.00. To access this discount, exhibitors must pre-book their parking space via the NCP Pre-book website (www.ncp.co.uk/prebook) and enter the code MCEXHIB16. The site will then calculate the total to pay with the discount applied.

If exhibitors would rather pay on the day, the NCP Park Pass App can be downloaded. To access a discount, an account needs to be set up, car registration details and card details added to the account, and the AUTOPAY is turned on prior to entering the car park. The code MCEXHIB16 can be added to the account as a Saver ID. The discount code will only work if the app is set up and code added prior to entering the car park; otherwise, the full amount will be charged.

Please note: The venue have made us aware of a series of break-ins in the NCP car park beneath the venue. They strongly advise not leaving any possessions in vehicles or anything in sight; please take extra care if you choose to park in this carpark. The venue are working with the NCP and Greater Manchester Police to address the issue and are taking additional measures. There are several other carparks in the vicinity of the venue that are also available to use.



EVENT INFORMATION

Catering

The Staff Room can be found to the rear of the hall. This will be open whilst the exhibition is open to the public, and will serve snacks and sandwiches, and hot and cold drinks. Please be aware that only card payments are accepted here.

Drinks Vouchers

Exhibitor tea and coffee vouchers can be collected from the Exhibitor Help Desk at the rear of the hall and redeemed in the Staff Room. Drink voucher allocation is as follows:

- 4x3m stand or smaller = four vouchers per day.
- Stands larger than 4x3m = eight vouchers per day.

We recommend bringing your own reusable bottle which can be refilled at catering outlets and the drinks fountain in the main foyer.

Manchester Central offer a stand delivery service, which you can use to pre-order food and drink. To utilise this facility, please visit: www.manchestercentral.co.uk/online-ordering.



EVENT INFORMATION

UCAS

Filming and photography

If you are planning on undertaking any filming or photography during the event, please inform the organiser a minimum of 14 days prior to the event at r.charles@ucas.ac.uk. A permission form may need to be completed and submitted to the venue.

First Aid

If you require any first aid during the build-up, event, or breakdown, please go to the organiser's office or alert a member of venue security. The dedicated event first aid room is located behind the foyer reception desk.

Internet

Manchester Central is a fully Wi-Fi enabled venue. Free Wi-Fi is available to all exhibitors (up to 5MB). Should you require a hardwire connection, or higher bandwidth, please order this directly through the venue, no later than two weeks before the exhibition at www.manchestercentral.co.uk/online-ordering.

Free Exhibitor Wi-Fi will also be provided to all exhibitors and log-in details will be provided in your onsite pack.

Organisers

The organiser's office is located at the front of the hall next to the Main Entrance. The Exhibitor help desk can be found at the back of the hall by the Staff catering area and exhibitor storage, where you will find a member of staff to assist with event queries and can provide your complimentary drink vouchers.

The event organiser is Bec Charles who can be contacted via email: r.chales@ucas.ac.uk



EVENT INFORMATION

Risk Assessments

Exhibitors must provide a risk assessment for your stand build and any activities that will be happening on your stand, by 14 October, either by uploading it to your e-net account or via email to events@ucas.ac.uk.

The event organiser has completed a risk assessment for the event which can be found via your e-net account in useful documents, along with helpful templates and risk assessment advice.

Scanning

To take advantage of lead scanning at this event, you need to download the Smartlead UCAS app and have purchased scanning for the UCAS/Discovery events. You will need a license code per device per event which are assigned to you when you purchase the scanning. Make sure your staff at the event have been provided with the license codes.

You will find a guide to setting up your device and how to manage your data in the [Exhibitor Zone](#) along with a Scanning Instructions document that you can share with your staff attending the event. Hard copies are also provided on your stand.

A member of the UCAS team will be on hand at the Exhibitor Help Desk, at the back of the hall, to support you at the event, or you can call 01242 544808 or email events@ucas.ac.uk.



LOGISTICS - SCHEDULE



Monday 10 November

- 08:00 – 17:00 Stand build (PPE area – no exhibitor access).
- 17:00 – 20:00 Exhibitor/contractor access.

Tuesday 11 November

- 08:00 – 09:30 Exhibitor access for stand-dressing ONLY. All stands ready for 09:30.
- 10:00 – 15:00 Exhibition open – trolleys will not be allowed on the exhibition floor once the exhibition has opened to the public.
- 15:00 – 16:00 Stand replenishment.

Tuesday 12 November

- 08:00 – 09:30 Exhibitor access for stand replenishment and dressing
- 10:00 – 15:00 Exhibition open – trolleys will not be allowed on the exhibition floor once the exhibition has opened to the public.
- 15:10 – 16:00 Exhibitor/contractor breakdown.
- 16:00 Stand breakdown (PPE area – no exhibitor access).

LOGISTICS – BUILD UP

UCAS

Build-up times:

Monday 10 November	17:00 – 20:00
Tuesday 11 November	08:00 – 09:30 – access for stand-dressing ONLY
Wednesday 12 November	08:00 – 09:30 – access for stand-dressing ONLY



Early Access:

If you need additional time to set up your stand (outside of the hours above) please contact the organisers at r.charles@ucas.ac.uk. Early access may be granted but this is only with advance permission from the organiser. If advance permission has not been granted, exhibitors/contractors will be turned away from the venue until the exhibitor build-up session starts at 17:00.

*Please note in accordance with the code of conduct, all exhibitors must be set up for the event by 20:00 on Monday 10 November. Any exceptions would need to be agreed with the organisers prior to the event; please contact r.charles@ucas.ac.uk.

LOGISTICS – LOADING BAY

Upon arrival at Manchester Central, all large vehicles requiring access to the loading bay will need to access the venue via the ramp at the back of Central Hall; this can be found off Albion Street and is signposted.

The what3words location for the entrance to the ramp is [///basket.down.rider](#).

Please unload as quickly as possible, before parking your vehicles either in the NCP car park below the venue, or in another car park. Any exhibitors bringing small items should park in a car park and bring the items on foot.

The main entrance doors will not be available for the entry or removal of goods by couriers, only the loading/delivery bay doors. No trolleys will be permitted in the hall once the event has opened to visitors; after this time, all goods will need to be carried by hand.

For further information, please contact the event organiser: Bec Charles on r.charles@ucas.ac.uk

LOGISTICS – DELIVERIES

UCAS

Please see build up and breakdown section in addition to the following information.

If you are expecting goods to be delivered by courier, please ensure they are aware of the dates of the show and hall opening times. Deliveries made before 08:00 on Monday 10 November will not be accepted as UCAS tenancy with the venue does not begin until this time.

Delivery times are as follows:

Monday 10 November, 08:00 – 20:00

Tuesday 11 November, 08:00 – 09:00

Wednesday 12 November 08:00 – 09:00

The venue address for couriers is:

Name and number of stand,

UCAS Create Your Future Manchester Exhibition

Manchester Central, Petersfield, Manchester, M2 3GX, United Kingdom

GES contacts and ordering portals

Deadlines: By Monday 13 October for best prices

Telephone: 02476 380 190

Email: createyourfutureManchester@ges.com

Espresso link: <https://ordering.ges.com/000032643#>

Forms for ordering GES services can be found on your e-net account



LOGISTICS - BREAKDOWN

UCAS

Breakdown time: 15:10 – 16:00 on Wednesday 12 November


Exhibitors should remain on their stands, and refrain from dismantling, until the exhibition closes and is cleared of all visitors, at which time an announcement will confirm when it is safe to start dismantling stands. If exhibitors start to dismantle stands while the event is still open, for health and safety reasons, there will be no alternative but to close the exhibition, irrespective of how many visitors are still in the venue.

No vehicles will be permitted onto the ramp and to the loading bay until all visitors have left the hall and surrounding area, and it is safe to allow vehicles into the pedestrian areas; we expect this to be between 15:00 – 15:30. No vehicles will be allowed to enter the hall until the carpet has been removed.

If you have a courier arriving to collect goods, please do not ask them to arrive any earlier than 15:15, or they may be turned away.

When leaving the venue, please remove any waste including literature not being collected by your courier – e.g., spare prospectuses. **Removal of any excess waste will be charged for.**

After 16:00 on Wednesday 12 November, UCAS contractors will have access to dismantle the event. If exhibitors are still breaking down their stands, they must wear a high-vis vest. High-vis vests are available to purchase on site.



CONTACT DETAILS

UCAS Events Team

E: events@ucas.ac.uk

T: 01242 544 808

GES

E: createyourfuturemanchester@ges.com

T: 02476 380 190

Expresso Link: <https://ordering.ges.com/000032643#>

Onsite general enquiries:

Look out for event ambassadors wearing branded t-shirts, they can offer advice and answer questions.

Please visit the Exhibitor Help Desk for additional queries.

GES Helpdesk: Located at the front of the hall, open during build-up only.



GENERAL INFORMATION FOR SHELL SCHEME EXHIBITIONS

Your step-by-step guide
to exhibiting at a UCAS
shell scheme exhibition

UCAS



HOUSE RULES

UCAS

Alcohol & Drug Policy

The consumption of alcohol is not permitted during the events at any time, including buildup and breakdown.

The venue has a strict drugs and alcohol policies, which allows them to offer to test or eject from site, any contractor suspected of being under the influence of drugs or alcohol. Due to the nature of the events, the sale of alcohol will not be permitted.

Animals

Assistance dogs are permitted entry to the shows. However, if you plan to have any other animal(s) on your stand, you must apply for permission via the organisers as there are licensing implications, and the city vet's approval will be required.

Balloons

Helium-filled balloons are not permitted in the venue.

Children

Children under the age of 18 are not allowed into the venues during build-up and breakdown, to comply with health and safety legislation.

Prayer Room

Please contact the event organisers to find out where the prayer room is at the venue.

Competitions

Please note that in the interests of health and safety, entrance areas, aisles, and gangways must be kept clear, and competitions may only be organised and operated from an exhibitor's own stand. The P.A. system is for emergency announcements and organisers' use only and may not be used to announce competition results.



HOUSE RULES

Lost Property

All property found should be handed to the venue or the organiser's office, where it will be kept during the event or until the owners come forward. If no owner is found the property will be left with the venue.

If you think you've lost something at Manchester Central, please contact the concierge team on (0)161 384 2700. If after 30 days, no claim in respect of that property has been made, the venue shall consider the property to have been abandoned and shall receive the rights to donate the item to a local charity.

Music

Exhibitors requiring music to be broadcast must inform the event organisers & will require a licence for the music from the Performing Rights Society Limited, which has rights under The Copyright Act 1988. Exhibitors will be required to pay all fees due to the Performing Rights Society Limited upon request. More information can be found [here](#).

All licenses must be served in advance of the events. UCAS and the venue reserve the right to restrict sound levels emanating from any stand or feature which they consider to be disturbing or disrupting the business of other occupiers within the buildings.

Smoking

Please note, throughout both the build-up and the duration of the exhibitions, there is a strict policy of no smoking inside the venue or on the lorry-way. This includes e-cigarettes and vaping. Please find the designated smoking area when you arrive onsite.



HEALTH & SAFETY

The following regulations & guidance are included in the [eGuide](#) and must be complied with by all contractors and exhibitors.

Accidents & Near Misses

If you are involved in or witness an accident or near miss while onsite, please report it to the organisers office immediately.

Emergency Procedures

The venue's emergency procedures document will be available on your stand on arrival, as part of the on-site pack.

In the event of an emergency please follow the instructions of the security team.

Footwear

Suitable footwear must be worn on-site during the build-up and breakdown days. Open-toed sandals/shoes, flip-flops, and flimsy footwear are not permitted.



HEALTH & SAFETY

UCAS

Fire Regulations

All materials used in the construction of stands, features and displays, including signs and fascias, shall be:

- Of a suitable nature and quality for the purposes & conditions of intended use.
- Adequately prepared and fixed in order to adequately perform the functions for which they were designed.
- Non-combustible, inherently non-flammable, or durably flameproof in accordance with BS476-Part 7.
- Water-based, where applicable, e.g. adhesives and paint.

British Standards are the minimum acceptable standards for construction materials.

Suitable samples of materials may be submitted to each venue for approval and may be tested on-site to ensure they comply. Any decorative materials, drapes, curtains etc. must be flame proofed.

Floor coverings must be secured in place. It is understood that exhibitors will use paper-based products as part of their stand materials.

A direct 'no smoking' measures will be in place across all venues to reduce the associated risks of fire. If any display includes a flammable product or substance then this should be considered and controlled by a separate risk assessment, subject to the approval of the event organisers (e.g., a cooking display).

Insurance

It is essential you take out adequate employee and public liability insurance against personal injury, damage to, or loss of exhibits, etc. This insurance should be in line with the booking terms and conditions. While the organisers take every precaution to protect exhibitors' property during an event, they are not responsible for any loss or damage.



HEALTH & SAFETY

UCAS

Batteries and PAT Testing

The use of batteries to provide mains stand power is strictly prohibited, as batteries are not currently considered to be a safe source of power. Authorisation is required from the venue prior to the use of any standalone lithium battery-powered appliances, such as illuminated display cabinets, and these will need to be identified within the stand holder's risk assessment. Exhibitors bringing portable appliances should ensure the items have been recently Portable Appliance Tested (PAT) tested, and bear the PAT test pass certificate

We are committed to operating in compliance with all relevant legislation and guidelines covering health and safety at work. It is a requirement of the venue that all exhibitors comply with the law and regulations of UCAS and venue at all times. Anyone infringing any relevant legislation, and/or any venue regulations, will be asked to stop. For serious and continuing breaches, exhibitors may be banned from the premises.

Earthing

Metal Framework and Stand Structures:

- Where the electrical bonding to earth of metal framed stands, metal water pipes, sinks and other items is necessary, this shall be to an earth conductor which terminates at the venue's electrical supply. The bonding conductor shall have a minimum cross section area of 6mm². Under no circumstances shall any of these items be used as the sole means of earthing an electrical installation.
- Where block mains are employed on metal framed stands, the stand framework shall be bonded at the incoming main position and also at the termination point of every sub-main. The bonding conductor shall have a minimum cross section area of 6mm².

Local Switches and Socket Outlets

The use of trailing/block type 4-way fused sockets shall be restricted to the following: One 4-way unit per fixed socket outlet, subject to a maximum loading of 500 watts total and its plug shall be fused accordingly.



HEALTH & SAFETY

Stand Construction

All materials used in the construction of stands, features and displays, including signs and fascias, shall be:

- Of a suitable nature and quality for the purposes & conditions of intended use.
- Adequately prepared and fixed in order to adequately perform the functions for which they were designed.
- Non-combustible, inherently non-flammable, or durably flameproof in accordance with BS476-Part 7.
- Water-based, where applicable, e.g. adhesives and paint.
- British Standards are the minimum acceptable standards for construction materials.
- Suitable samples of materials may be submitted to each venue for approval and may be tested on-site to ensure they comply.
- Any decorative materials, drapes, curtains etc. must be flame proofed.
- Floor coverings must be secured in place.
- Decorative materials used for stand dressing must be flame proofed or purchased already treated by use of the appropriate chemical.
- Untreated wallpaper and similar thin surface finishes, not exceeding 1mm in thickness, may be accepted, provided they are firmly fixed.
- Artificial plants and flowers are combustible and give off toxic fumes. Therefore, they must not be used for stand dressing. Silk-type flowers are acceptable, providing they are fireproof or have been treated and marked as such.
- Fabrics used for interior stand decoration must be fixed taut and/or in tight pleats (not loosely draped) to a solid backing, secured above floor level and not touching light fittings.
- All floor coverings must be secured and maintained so that they do not cause a hazard.
- Upholstered seating must be non-combustible and marked with the appropriate standard.



HEALTH & SAFETY

Security

Security is provided onsite, and lanyards are provided when you arrive at the venue.

Please ensure exhibitor lanyards are always worn. Entry to the venue will not be permitted without a pass.

Please consider the following security advice:

- Do not leave your stand unattended at any time and remove valuable items after each day if there are no secure storage facilities.
- Do not position desirable items at the front of your stand, where you may not be able to always see
- Ensure you have enough staff, and do not ask a neighboring exhibitor to watch your stand while you go for a break
- Remove all portable or valuable items from the stand on the evening the show closes. Do not leave the following day for collection
- Arrive in time for the show. Ensure your stand is staffed at least 15 minutes before show open time each day.



LOGISTICS

UCAS

Arrival

To gain entry to the venues, you must register the details of who will be attending before the events via your Enet account. Email instructions will be sent to the lead bookers. *Your Enet holder can see who has registered for each event.

All exhibitors must show an exhibitor ticket to enter the event. Exhibitors will be given a lanyard which they should wear throughout the duration of build-up, and the lanyard must be worn during event opening hours.

Contractors will be provided with wristbands which must be worn throughout build up and breakdown.

Please check event location specific information page for the venue you are attending for the specific details regarding exhibitor and contractor registration.

Event Staff

Staff will be available throughout the events and easily identifiable by their UCAS branded t-shirts.

Staff will make sure empty boxes are cleared away, aisles are kept tidy, and students & exhibitors are directed, as necessary. Please do not hesitate to ask for their assistance.



Build-up

Please refer to the information pages above for full details and timings for build and breakdown at each event.

More information regarding the loading bay and how to access it can be found on pages 10 & 11.

If you are using an agency or courier, please ensure they are aware of any venue specific delivery details and addresses. Venue staff will not be responsible for signing for deliveries. UCAS staff will sign for deliveries when in tenancy, but delivery of stock to your stand will remain your responsibility.

If you think you might need extra time to build your stand (outside the build-up times stated on page 10), please contact the organiser directly. In some circumstances, early access to the venues on the build-up days may be given, but this is only with the advance permission of the organiser. If advance permission has not been granted, exhibitors will be turned away from the venue until the exhibitor build-up session start.

Breakdown

Exhibitors should remain on their stands, and refrain from dismantling, until the exhibition closes, and the hall is cleared of visitors, an announcement will confirm when it is safe to start dismantling stands.

To help facilitate this, and ensure health and safety is maintained, the loading bay doors will not open, and vehicles will not be permitted in the hall, until the venue is clear of visitors, this may however take longer and you must not breakdown your stand before the safe to proceed announcement is made.

If exhibitors start to dismantle stands while the event is still open, there will be no alternative but to close the exhibition, irrespective of how many visitors remain in the hall – this is standard industry practice, in line with guidance given in the eGuide. **This is because stands which are broken down while visitors are still in the hall pose a health and safety risk. As stated in the exhibitor code of conduct, all issues raised will be logged and reviewed regularly by UCAS and HELOA. The same principles will apply for dismantling, as accessing.**

LOGISTICS

UCAS

Breakdown (continued)

Vehicle access to the loading for breakdown will not be permitted until all visitors have vacated the hall and surrounding area, and it is safe to allow moving vehicles into the pedestrian areas.

If you have a courier arriving to collect goods, please do not ask them to arrive any earlier than 15:15, or they may be turned away. When leaving the venue, please remove any waste – this includes literature not in a box, and not being collected by your courier e.g. spare prospectuses. **Removal of any excess waste will be charged for. If exhibitors are still breaking down their stands, they must wear a high-vis vest.**


Deliveries

Any deliveries to your stand must be during build up times only must be with the designated times detailed on the event location specific information pages. All vehicles must be removed from loading bays including deliveries prior to show open. The UCAS and the venue will not allow the show to open if vehicles are blocking fire exit routes, and trolleys are not permitted on the exhibition floor during open hours in consideration of public safety.

If you are expecting goods to be delivered by courier, please ensure they are aware of the dates of the show and hall opening times. Deliveries made outside of these times will not be accepted. Please refer to the event location specific information page for full details.

Any deliveries not clearly addressed, or that arrive before build-up, are likely to be lost or returned to sender. Please make sure the staff working on your stand know:

- Who your courier is
- Your courier's contact details
- What the delivery consists of
- If using a delivery company, they're responsible for delivering your prospectuses and any other items safely to your stand and placing surplus materials in the on-site storage area.



LOGISTICS

Exhibitor Property

Exhibitor stands are not accepted into the custody or control of the licensor, and exhibitors shall make their own insurance arrangements. While UCAS Events and the venue take every precaution to protect exhibitors' property during any event, they are not responsible for any loss or damage.


UCAS Events and the venue also accept no responsibility for anything left on the premises, and exhibitors must make arrangements for all material to be removed from the exhibition. Any items left on the premises after the tenancy has expired may be kept by the venue. They may endeavour to contact exhibitors prior to disposal but cannot guarantee contact; they may also charge for disposal service.

Storage

There are limited unsecured facilities for the storage of exhibition material, cases and catalogues, located at the back of the venue. No storage is allowed in areas behind stands, in gangways, in the loading bay area, under stairs or obstructing fire exits, etc.

Trolleys

Trolleys are not provided at the venues, so please bring your own. Trolleys are only permitted on the exhibition floor outside event opening hours, for the safety of visitors.



STAND DETAILS

UCAS

AV Hire

UCAS can offer AV hire package – for more information and to book, please sign in to your ENet account. The items will be on your stand during build-up day, and on-site technical support will be available. If you need more information, please call the Events Sales Team on 01242 544 645, email eventssales@ucas.ac.uk or contact your events sales account manager.

Carpet

The hall floor will be covered with a dark grey carpet in the aisles, and light grey carpet on the stands.

If you have specific flooring requirements, please contact GES directly

E: createyourfuturemanchester@ges.com

T: 02476 380 190

Expresso Link: <https://ordering.ges.com/000032643#>

Furniture Hire

Furniture is not included as part of the stand booking. If you wish to hire furniture or upgrade your furniture package, please do so through Enet. GES also provide a furniture hire service; this can be ordered through the GES Expresso shop.

Stand Graphics

If you will be ordering your graphics from GES, please see the [Graphics guide document](#).

Please note, as mentioned on page 2 of the manual that we are moving to a new Shell Scheme structure.



STAND DETAILS

Electrical Services & Stand Power

All on-site work must be carried out by a qualified, competent person and inspected by the appointed electrical contractor prior to energising. Our stand contractor, GES, has a comprehensive range of electrical services for hire and installation, & offers an extensive range of light fittings and flexible power supplies, including three-phase.

You can place your order for electrics via [GES using the online shop](#).

Exhibitors bringing portable appliances must ensure the items have been PAT tested (Portable Appliance Tested) and carry the PAT test pass certificate.

Use of the venue's electrical sockets is not permitted, and cables must not cross gangways. Once power has been energised during build-up, it will be switched off each night, including the pre-open night. Power to your stand will be switched off 30 minutes after the show closes and will not be switched back on under any circumstances, due to the hazards presented during the breakdown of stands.

Lighting is not included at the event unless you have ordered it in advance via GES.



STAND DETAILS

Hazard Exhibits

No hazardous substance, object, or process is to be used, exhibited, or stored within the immediate confines of the exhibition complex.

Examples of prohibited items are given below:

- Real flame
- Flammable materials including petroleum spirits, paraffin, and diesel
- Flammable gases, including liquid petroleum gas
- Toxic substances
- Boilers, stoves, and furnaces
- Moving displays
- Laser beams or pyrotechnics
- Lithium-ion batteries (nothing larger than those used for tablets/laptops)

Height Restrictions

Please note that the height limit of displays is 4m depending on the venue. If you have purchased a shell scheme only, please refer to page 2 to find out the size of the shell scheme panels.

Exhibitors wishing to build above 2.48m must contact the event organiser for further details.

Passengers & Gangways

Any means of ingress and egress, passageway, or gangway must remain free from obstruction, and be kept free from obstruction for the duration of the exhibition. No part of any stand or exhibit is permitted to encroach on a passageway or gangway, and no door, window, or other similar facility may open outwards to project beyond the perimeter of the stand. The floor around your stand shall be kept level and even and shall not be allowed to become slippery or a source of danger. Where an exhibition stand is not provided with a platform, the space shall be clearly defined, and the exhibits shall be arranged to maintain passageways and gangways of uniform width.



STAND DETAILS

Complex Structure

A complex structure is any form of construction of any height, which would normally be designed by an engineer, and has, through a risk assessment, been found to provide a significant risk. Examples of complex structures include:

- Structures over 4m in height
- multi-storey stands
- viewing and service platforms
- suspended items, e.g. signs and lighting rigs
- raised walkways
- ramps
- sound and lighting towers
- temporary tier seating
- platforms and stages over 0.6 metres high
- structures with a roof

The following details are required for complex structures:

- Detailed, scaled, structural drawings (including staircases, plan views, and elevations).
- Calculations, specifications, and method statement, each showing the event name and the structure's name or number.
- For each complex structure, the organiser will be required to send two complete sets of the above in English – items should not be sent piecemeal.
- A suitably qualified and experienced person, generally a chartered engineer, with adequate professional indemnity cover, must confirm the design is safe for its purpose, and certify all complex structures.



STAND DETAILS

Construction Materials

Below is a list of construction materials:

- Artificial flowers and similar decorations are combustible and give off toxic fumes. They must not be used for decorations. Silk type flowers are acceptable, providing they have been fireproofed to BS 5438, and are marked as such. Cellulose plants are flammable and must not be used as stand dressing.
- Laser beams or Carpets, flooring, and other flexible floor covering and underlays, when tested appropriately in accordance with BS 4790, should either not ignite, or have the effects of ignition limited to a radius of 35mm on both the upper and under surface. For fixing of floor coverings, all contractors and suppliers will be required to use Stikatak Eurocel, code B7 38 x 50. Many of our contractors already use this, but from now on, it will be mandatory for all contractors to do so, to ensure they do not incur any unnecessary dilapidation charges. The tape is readily available from the manufacturer, Stikatak. Other forms of fixing – such as cable clips, nails, or bolts – are strictly prohibited.
- Drapes, curtains, hangings, and temporary decorations shall be flame-retardant, and comply with BS EN 4790. They should hang 75mm clear of the ground, be parted in the centre, and not conceal any exit signs. Curtains, hanging decorations, and upholstery shall be secured a minimum of 75mm above the floor level by a 75mm deep skirting, fixed taut, and/or in tight pleats to a solid backing. The organiser will produce test certificates for any materials they intend to use. If the venue is not satisfied that any material meets the standards required, they will be removed from the venue. • Glazing must comply with the current UK building regulations and relevant British standards, including BS 6206 and BS 6262. Any uninterrupted large areas of clear glazing, especially glazed doors, shall be indicated, so as to be readily apparent (for example, by warning stripes, dots, or logos), to ensure people do not injure themselves by inadvertently walking into the glass. Any overhead glazing shall be of wired glass, or be otherwise adequately protected from shattering.
- Paint spraying – a notice of 28 days in writing of any proposed use of a paint sprayer must be provided, as the sprayer shall not be used without the consent of the venue. Paint spraying will be permitted, provided:
 - Only water-based paints are used
 - Protective measures are undertaken to ensure no paint is spilt on floors, or sprayed or splashed on the walls, or other parts of the building, structures, or equipment
 - No nuisance is caused to other persons in the venue

STAND DETAILS

Shell Scheme

The shell scheme stands will be built by our contractors GES. Please see information on the shell scheme on page 2.

Space Only

Important note: Contractors will not be allowed to commence their build-up until they have complied with all the requirements of the workplace (health, safety, and welfare) Regulations 1992.

All structures, materials, special designs, unusual constructions and all signs, must conform to British safety standards & codes of practice, and comply with local council regulations or those of any other statutory authority (see 'Fire regulations').

Any space-only stand exhibitor must provide the event organiser with:

- A copy of a scale drawing, including plans and elevations
- A construction timetable
- A method statement and A risk assessment
- Full details of fabrics and materials being used
- Third party insurance certificate, showing minimum cover of £5 million

The organiser reserves the right to submit any plans to a structural engineer, who will charge a fee which is not pre-determinable and must be paid by the exhibitor or their contractor prior to commencement of the works.

Space-only sites are not permitted to attach any material to the shell scheme walls without prior permission. Space-only sites booked between shell scheme sites must take into consideration the size of the allocated space. Failure to take care over internal measurements could mean the stand will not fit in the allotted space. All partition surfaces built above the standard 2.48 metre shell scheme height must be decorated. If in doubt, please email events@ucas.ac.uk for advice. In addition, all stands must be finished both front and back.



SOCIAL MEDIA

UCAS

Marketing Opportunities

We offer several additional marketing opportunities that can help increase your impact, including:

- Performances
- Student talks
- Floor tiles
- Interactive workshops
- Adverts & Email content and website content

For more information, please visit the UCAS website. If you would like to discuss these opportunities further, or are interested in sponsorship of an event please contact the Events Team at eventssales@ucas.ac.uk, or on 01242 544 645.

Social Media

We will be posting lots of social media about our events via our Instagram and TikTok accounts so keep a look out!

Please feel free to share details of the events and help us spread the word.

