


# THE STATE OF PLAY



SAM SYKES, UCAS

COURTNEY SHEPPARD, UCAS



# THE STATE OF PLAY

A round-up of the key takeaways  
from the conference





# WHAT HAVE WE HEARD?



Ensure all that could benefit from Higher Education, do.



Make data and reporting widely accessible so advisers can focus on supporting student choice.



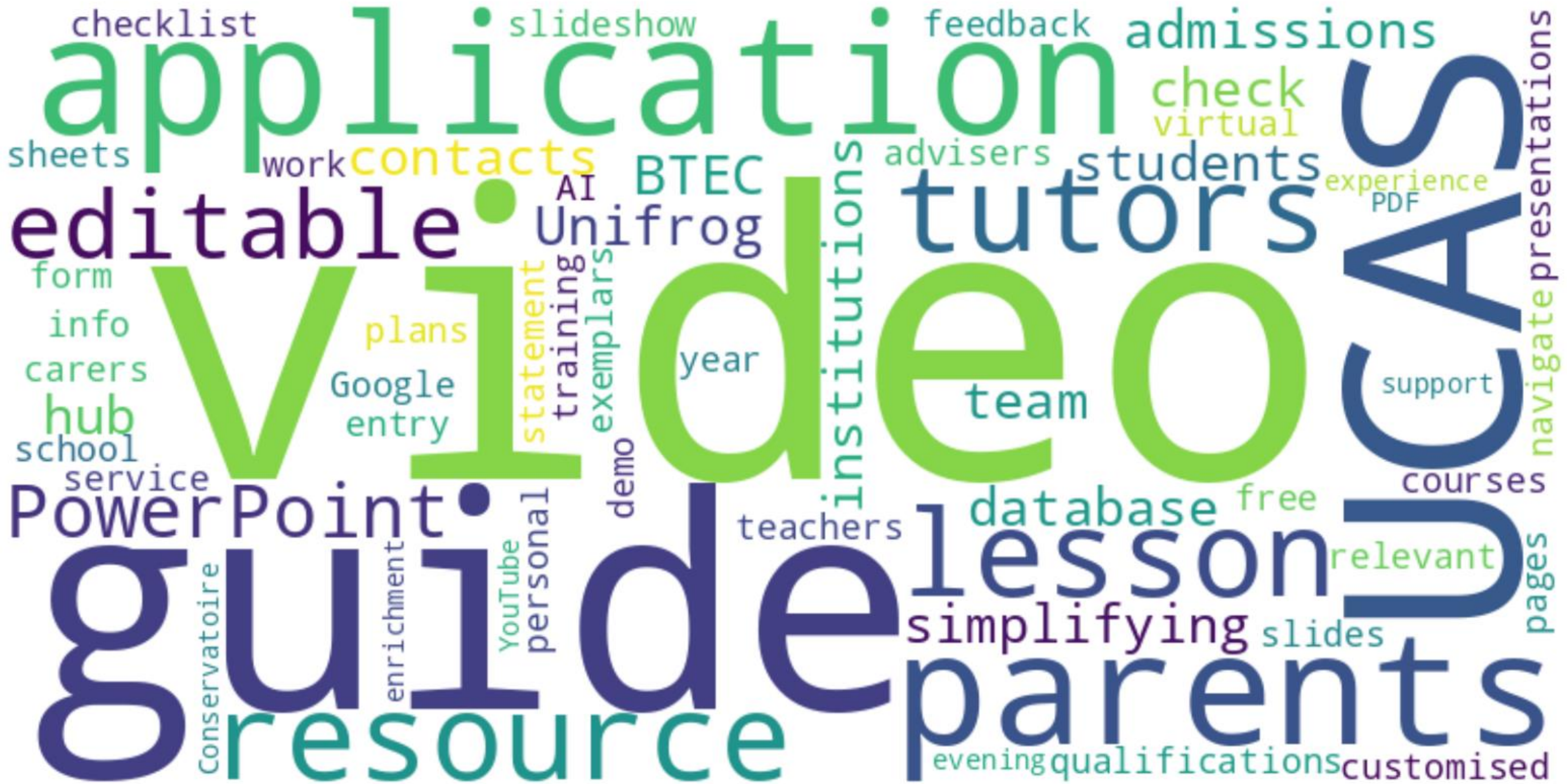
Pathways into higher education can be as squiggly as careers – bring more transparency for the benefit of all.



Adviser communities sharing ideas and best practise can overcome future challenges together.

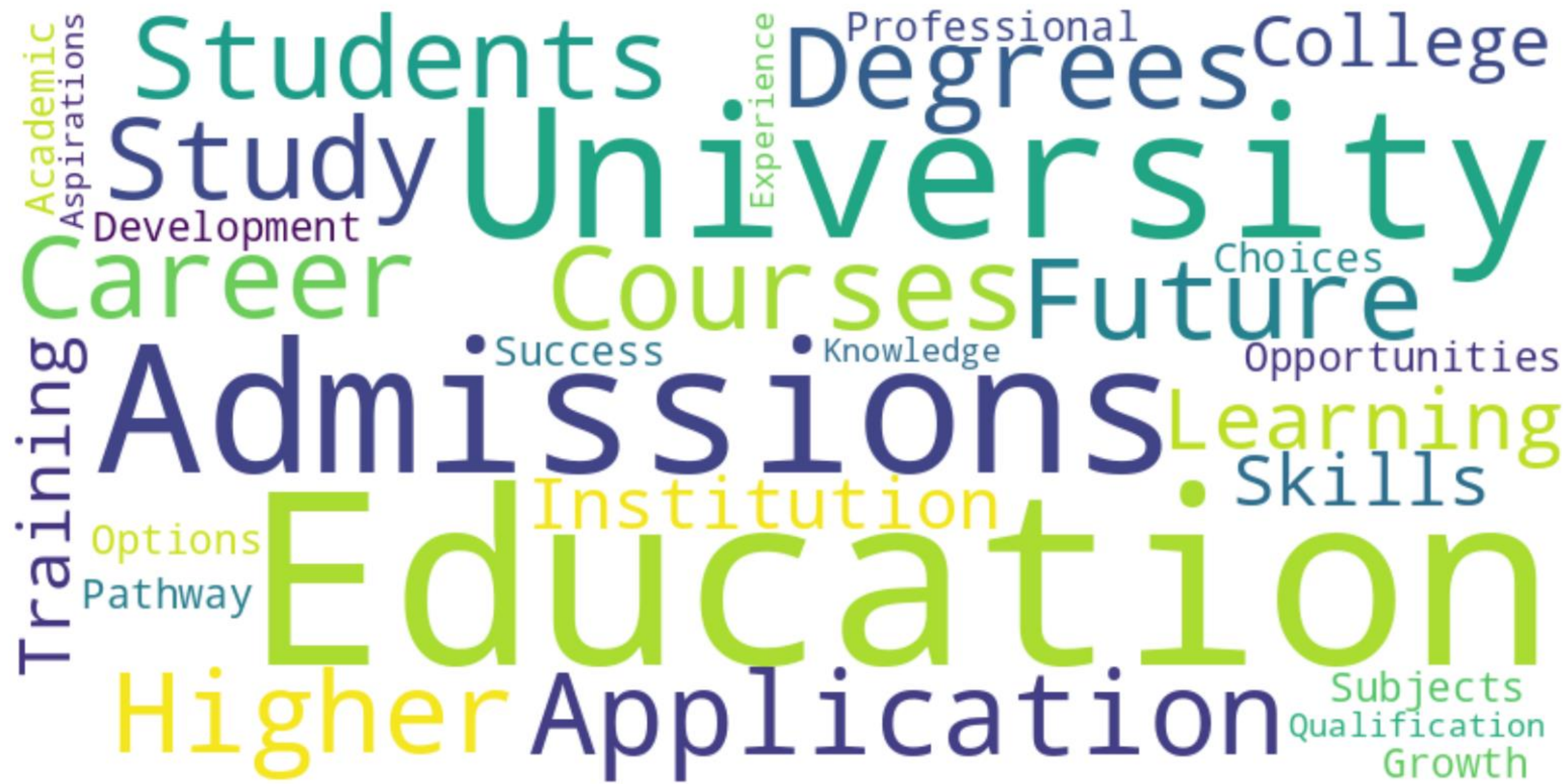


# HOW CAN UCAS SUPPORT ADVISERS?



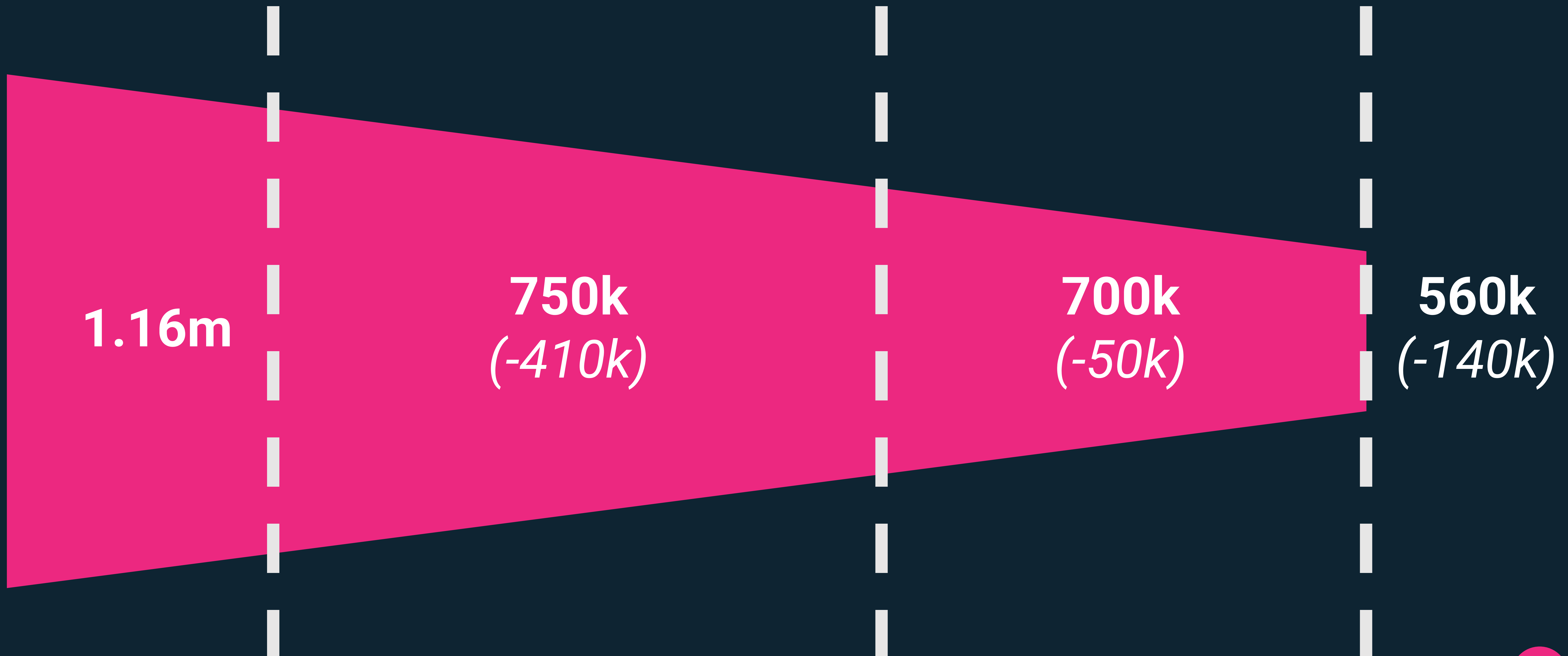


# WHAT IS IMPORTANT TO ADVISERS?





# THE UCAS 'FUNNEL'





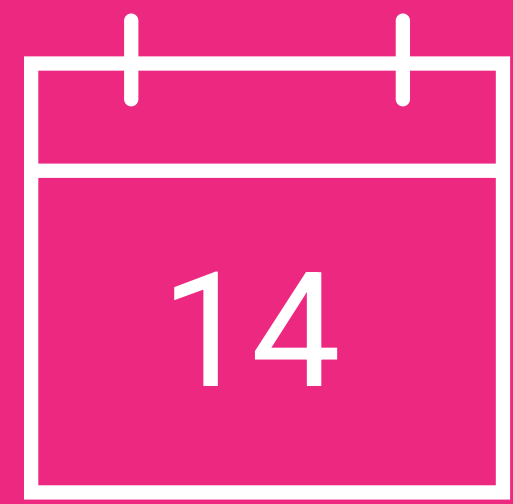
# TOOLS TO SUPPORT STUDENTS IN THE HUB

- [Subject Tasters](#)
- [Industry and Subject Guides](#)
- [Virtual Work Experience](#)
- [CV Builder](#)
- [Chat To Students](#)
- [Historical Entry Grades Tool](#)






# 2026 DATES AND DEADLINES



14 January 2026 is the equal consideration deadline for applications to courses starting in 2026. The reject by default deadline is 13 May 2026.



The Adviser Portal opens on 6 May to prepare for 2026 applications which open on 13 May 2025.



UCAS is reintroducing the end of March advisory deadline to encourage earlier decision-making.



UCAS will send out dates and deadlines for 2027 entry before the end of this year.




# NEW PERSONAL STATEMENTS FOR 2026 ENTRY

🏠 / Applying / Applying to university

## PERSONAL STATEMENT GUIDES

Get inspiration on how to complete your personal statement.



### Business

- Business and management
- Finance and accounting
- Economics
- Law
- Marketing
- Media studies and journalism
- Politics

🏠 / Applying / Applying to university / Personal statement guides

## PERSONAL STATEMENT ADVICE: LAW

Explore this section ▾

What should you write in a law personal statement? From wider reading to spot-on spelling and grammar, you'll need a personal statement that makes a convincing case. We asked admissions tutors to share their top dos and don'ts.

'Try to demonstrate that you have a genuine interest in law as a discipline. This interest can come from any number of experiences you may have had, be they academic, personal or professional.' Dr Ryan Murphy | Law Admissions Tutor – Aston University

### What should you write in a law personal statement?

Bringing your interest in law to life is key. If you're already studying law, then you might want to talk about topics you've enjoyed and any wider reading you've done.

Haven't studied law at A level (or equivalent)? Don't worry – there aren't usually subject-specific entry requirements for law degrees. Learn more about the 'unspoken rules' of university entry requirements here.

Dr Murphy suggests these other ways to demonstrate your engagement with law:

- A book you've read that had a legal dimension to it.
- Work experience, which could be in a solicitor's firm or a mini-pupillage, but equally could be shadowing at your local Citizens Advice Bureau (CAB), some charity work, or even your Saturday job.
- Visiting your local magistrates' court, the Crown Court, or your nearest employment tribunal. As Dr Murphy puts it, 'the English legal system is open and receptive to those wishing to experience law in action'.
- Join a debating club, or start your own. If you have the opportunity to conduct a personal project or the Extended Project Qualification (EPQ), consider giving it a legal focus.

But don't simply list what you've done. Write about relevant experiences in your statement in a reflective way. What did you see? What did you learn? Why did it enhance your interest in law?

### What else to include in your law statement

- **Why you want to study law:** bring this to life by focusing in on aspects of law that are of particular interest to you, how it relates to your current studies, and what additional reading you've embarked on. But keep it concise – three or so paragraphs is probably fine.



# PREPARING FOR RESULTS DAY



The biggest cohort who use Clearing choose to use it - **42, 320 Decline My Place.**



Adviser Guidance for Confirmation and Clearing 2025 released in March.

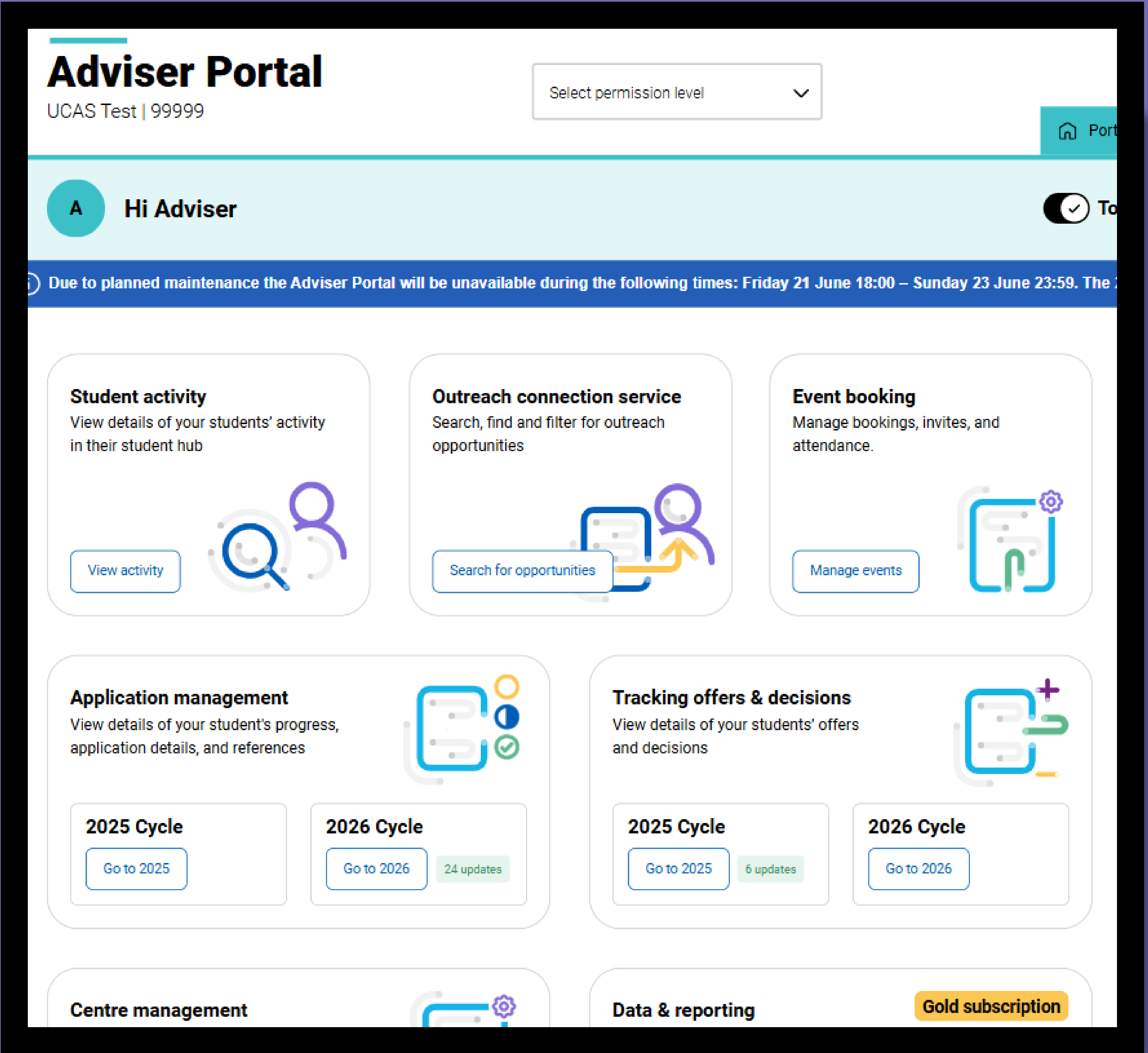


We want to hear how to shape the future of Clearing – UK roadshows coming soon!



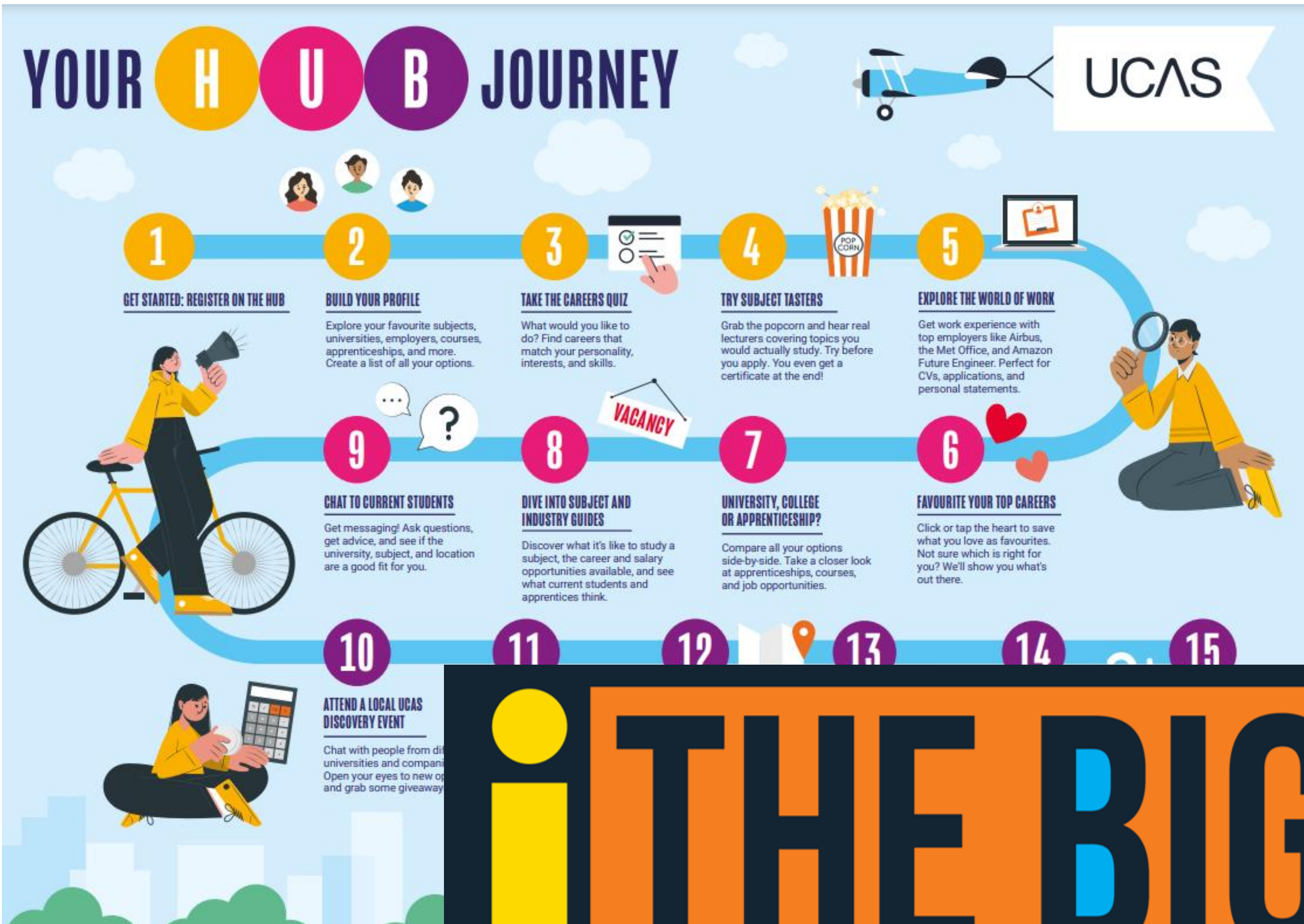
# COMING SOON

More insight and visibility into  
your student research journey





# KEY TAKEAWAYS



## THE BIG UCAS DATA PRESENTATION



### A FORWARD LOOK TO 2025

## EVERYTHING YOU NEED TO KNOW TO PREPARE FOR THE

#### SPREAD THE WORD - SUBJECT TASTERS ARE IN THE HUB

Are your students unsure about their next steps? Do they need more insight into different university courses before making their choices? UCAS Subject Tasters are here to help! These free, online sessions are designed to give students a first-hand experience of what studying different subjects at university is really like.

#### ARE YOUR STUDENTS READY TO MAKE A STRONG FIRST IMPRESSION?

Whether they're applying for work experience, a part-time job, or an apprenticeship, a well-crafted CV is key to standing out.

The UCAS CV Builder is a new user-friendly, step-by-step tool designed to help students:

- ▶ Showcase their unique skills and achievements in a professional format.
- ▶ Build confidence by providing structure and guidance.
- ▶ Create a template of key information they can quickly tailor for different applications.

Encourage your students to start building their CV in the UCAS Hub.

#### STRUGGLING TO FIND IN-PERSON WORK EXPERIENCE FOR YOUR STUDENTS?

Work experience can be a game-changer for students exploring careers, applying for university, apprenticeships, or jobs. Now, with Virtual Work Experience in the UCAS Hub, they can develop key skills, explore different industries and find out what opportunities are out there online.

FOR FULL DETAILS VISIT [UCAS.COM/AD](https://ucas.com/ad)



## THE UCAS HUB CHECKLIST FOR ADVISERS

### 10 essential tools to guide your student's research journey.

Help your students make the most of the free resources in the UCAS Hub as early as possible. This checklist ensures they explore every key tool, enabling them to confidently make informed decisions about their future.

- ✓ Encourage students to **build their profile** and explore all their favourite subjects, universities, employers, courses, apprenticeships, and more. **Create a list** of all the options.
- ✓ Use the **Career Quiz** to identify careers that match their personality, interests, and skills.
- ✓ Try before they apply with **Subject Tasters**. They even get a certificate.
- ✓ Explore **Virtual Work Experience** with top employers like Airbus and the Met Office.
- ✓ Favourite **top careers**. Heart what they like. We'll show them what's out there.
- ✓ **Chat to current students** and see if the university, subject, and location are a good fit.
- ✓ Discover **what it's like** to study a subject, the career and salary opportunities available.
- ✓ Use the **CV Builder** to create a professional, industry-standard profile in minutes.
- ✓ Explore the **Open Day Calendar** and **UCAS Discovery Events** to book in-person visits.
- ✓ **Narrow down the options with ease**. Explore university courses, apprenticeships, and further education - all in one convenient place.

